

CRU — WESTSHIP



Builder: WESTSHIP

Year Built: 1991

Model: Motor Yacht

Price: PRICE ON APPLICATION

Location: United States

LOA: 96' 0" (29.26m)

Beam: 22' 8" (6.91m)

Max Draft: 6' 0" (1.83m)

Cruise Speed: 14 Kts. (16 MPH)

Max Speed: 17 Kts. (20 MPH)

Our experienced yacht broker, Andrey Shestakov, will help you choose and buy a yacht that best suits your needs **CRU — WESTSHIP** from our catalogue. Presently, at Shestakov Yacht Sales Inc., we have a wide variety of yachts available on our sale's list. We also work in close contact with all the big yacht manufacturers from all over the world.

If you would like to buy a yacht **CRU — WESTSHIP** or would like help answering any questions concerning purchasing, selling or chartering a yacht, please call **+1(954)274-4435**

TABLE OF CONTENTS

TABLE OF CONTENTS	2
SPECIFICATIONS	4
Overview	4
Basic Information	4
Dimensions	4
Speed, Capacities and Weight	4
Accommodations	4
Hull and Deck Information	5
Engine Information	5
DETAILED INFORMATION	6
Construction	6
Capacities	6
Machinery	6
Accommodations	6
Salon	8
Galley and Laundry	8
Aft Deck	9
Cockpit	9
Flybridge	9
Mechanical Equipment	10
Electronics and Navigation Equipment	10
Deck Equipment	11
Electrical Equipment	11
Safety & Fire Protection	11
Entertainment and A/V Equipment	12
Tenders	12
Disclaimer	12
Exclusions	12

Disclaimer	12
PHOTOS	13
CONTACTS	19
Contact details	19
Telephones	19
Office hours	19
Address	19

SPECIFICATIONS

Overview

CRU represents the tried and true Sarin hull design that has become so well known. Benefiting from several refits over the years and an extensive, ongoing maintenance program, CRU is the finest example of her year. Her modern interior and fresh paint will save you the pain of going through a refit of any similar boat on the marketplace. Reliable Caterpillar power will take you where you want to go.

Basic Information

Category: Motor Yacht

Model Year: 1991

Year Built: 1991

Refit Year: 2006

Country: United States

Fly Bridge: Yes

Dimensions

LOA: 96' 0" (29.26m)

Beam: 22' 8" (6.91m)

Max Draft: 6' 0" (1.83m)

Speed, Capacities and Weight

Cruise Speed: 14 Kts. (16 MPH)

Max Speed: 17 Kts. (20 MPH)

Gross Tonnage: 147 Pounds

Water Capacity: 750 Gallons

Holding Tank: 440 Gallons

Fuel Capacity: 3700 Gallons

Accommodations

Total Cabins: 3

Total Heads: 6

Crew Cabin: 2

Crew Sleeps: 5

Hull and Deck Information

Hull Material: Fiberglass

Engine Information

Engines: 2

Manufacturer: Caterpillar

Model: 3412

Engine Type: Inboard

Fuel Type: Diesel

DETAILED INFORMATION

Construction

Hull: Fiberglass Superstructure:Fiberglass Decks: Teak over fiberglass Paint: Dupont Imron Snow White (painted March 2015)

Capacities

Tonnage 147 gross tons; 44 net tons (ITC) Fuel Capacity 3,700 US Gallons (14,006 liters)
Water Capacity 750 US Gallons (2,839 liters) Watermakers 1,200 US Gallons/day (4,543 liters/day) Waste Water 440 US Gallons (1,666 liters)

	Speed	Consumption	Range	RPM	
Maximum	17 kts	110 gal/hr	600 nm	2150	Cruising 12 kts
	60 gal/hr	750 nm	1450		Economical
10 kts	35 gal/hr	1100 nm	1200		

Machinery

- Main Engines (2) x Caterpillar 3412 diesel, 1000 hp each
- Main Engine hours Port: 6500 hrs. Stbd: 6500 hrs. (Dec. 2017)
- Engine Controls Hynautic
- Engine Mounts Caterpillar
- Gear Boxes ZF
- Shafting 3.5"
- Propellers Teignbridge props 42" x 35 / 5-blade Nibral

Generators and Electric:

- Generators (2) x Kohler generators – 63kw and 40kw
- Generator hours Port: (63 kw) 2700 hrs. Stbd: (40 Kw) 3800 hrs. (Dec. 2017)
- Shore Power (2) 100-amp single phase shore power cables
- Batteries (12) 8D wet cell

Accommodations

Overview

Located amidships on the lower deck, each suite features custom designed walk-around beds and spa-inspired ensuite bathrooms. Accommodations are as follows:

- Full-beam master stateroom with California King berth and his/her bathrooms joined by a Jacuzzi tub and shower with dual heads
- Queen stateroom is located to starboard
- VIP stateroom to port with two oversized twin beds that may be converted to a king berth, if desired

Lower Deck:

Master

- Centerline king berth (California King)
- Double settee
- Sharp 36" flat screen TV
- Sony DVD Player
- Yamaha Natural Sound AV Receiver
- Control 4 Entertainment System
- Ensuite heads (his/hers) with Jacuzzi tub, shower and marble countertops
- Custom wine storage cabinet with lock
- Hanging closet to port
- Walk-in closet to starboard
- Reading lights
- Port holes
- Electric blinds

Guest Stateroom - Starboard

- Queen size berth with custom headboard
- End tables
- Entertainment system: Sharp 15" flat panel TV, Sony DVD
- Ensuite head; shower with teak grate floor and Italian glass countertops
- Reading lights
- Portlights
- Desk
- Storage lockers
- Hanging lockers

Guest Stateroom - Port

- Twin berths – converts to king
- End table
- Entertainment system: Sharp 15" flat panel TV, Sony DVD

- Ensuite head; shower with teak grate floor and Italian glass countertops
- Hanging lockers
- Storage lockers
- Reading lights
- Port lights

Crew Accommodations

Crew accommodations for 5 are provided in 2 cabins (including Captain's Cabin.) The Captain's Cabin features a desk, double berth and private head. The crew cabin has one double and one single berth with an attached head.

Captain's Cabin

- Double berth with drawers under
- Separate head and shower
- Sharp 25" flat panel TV, Sony DVD
- Cedar lined closet

Crew Cabin

- Single and double V-berths with storage under
- Separate head and shower
- Phillips 18" flat panel TV

Salon

- Dining table and 8 chairs
- (2) sofas
- Custom wine cooler (Avanti) behind marble top bar with Whirlpool icemaker
- Custom electric linen Roman shades
- Stainless steel and glass sliding doors on aft bulkhead
- Sharp 36" flat screen TV hidden in bulkhead behind bar
- Fujitsu 42" plasma drop down TV
- Yamaha Natural Sound AV receiver
- Boston SA1 Subwoofer Receiver
- Control 4 Entertainment System

Galley and Laundry

- Country kitchen layout
- Custom tableware storage
- Frigidaire microwave
- Viking professional stove/oven

- Limestone countertops
- Sub Zero refrigerator
- Sub Zero freezer
- Garbage disposal
- Spice cabinets to starboard
- Sharp 25" flat panel TV, Sony DVD, HDMI entertainment center

Laundry (located aft in electrical room)

- Two sets of washer/dryers as follows:
- Whirlpool washer/Bosch dryer – stackable
- LG washer/dryer - stackable

Aft Deck

- Aft deck stairs added to access flybridge (2006)
- Custom aft deck settee with seating
- Custom dining table – slides fore and aft, lifts up and down
- Electric linen shades for aft deck door
- Custom polished stainless with canvas covered awning with drop-down, removable sun shades

Cockpit

- (2) x Lee's cockpit coaming flush mounted rod holders
- Galley Main 120-volt AC aft deck mooring winches
- Hot and cold freshwater shower
- Fiberglass swim platform with aluminum swim ladder
- Transom door

Flybridge

- (3) helm chairs
- L-shaped settee with storage underneath
- Carrera marble bar
- Lynx gas grill
- Single stainless steel sink
- Whirlpool icemaker
- (2) Sub Zero refrigerator drawers
- 4' x 6' hi-lo custom Carrera marble table for cocktails/dining and 4 chairs
- Fiberglass hardtop with (2) kayak mounts
- (2) Radar arch flood lights

- Lightning rod
- Marine Associates mast
- (2) Custom 8' diameter shade umbrellas
- Removable stainless steel handrails
- Removable tender chocks

Mechanical Equipment

- ZF Marine Transmission
- Marine Air reverse cycle AC system, (3) 4-ton chillers (replaced in 2014, 2015, 2016)
- PTO to 63kW generator powers anchor windlass and Wesmar 50hp bow thruster
- Emergency engine-driven bilge pumps
- Naiad stabilizers, 12 sq. ft., with pumps off each main engine
- Glendinning synchronizers
- Airsep air filtration for engines
- Tank tender fuel tank gauge system with sight glasses on each tank
- Racor fuel filters
- Fill-Rite fuel transfer manifold
- 50-gallon fresh and waste oil tanks with oil change pump and manifold
- Emergency shut-off valve
- 200 PSI air compressor with remote bib station
- Back up DC air compressor
- (2) Mach 5 AC freshwater pumps
- Back-up DC freshwater pump
- AC/DC holding tank discharge pumps
- Sea Recovery Aquawhisper watermaker 65 gph/1200 gpd
- Delta T engine room ventilation system
- Rule bilge pumps and float switches in all bilge spaces
- Craftsman tool chests in electrical room with workbench
- Florescent lighting in engine room and electrical rooms

Electronics and Navigation Equipment

- Simon monitor and alarm system
- Furuno GP32 GPS
- ICOM IC-M 602 VHF radio
- Furuno Navnet
- Furuno Model 1964BD/NT and 1944C-BB Marine radars
- Diako gyrocompass
- Ritchie Powerdamp compass
- (2) Navnet VX2 C-Map NT Max electronic chart plotters
- B&G Depthsounder and anemometer

- SEA 322 SSB transceiver
- (2) ACR spotlights
- (2) Radar arch flood lights
- Nera satellite phone
- Nobeltec monitor in pilothouse
- (3) Security cameras with Elbex switcher
- Furuno weatherfax

Deck Equipment

- Maxwell 3500 windlass with 350' feet ½" BBB chain
- Single 75 lb. Danforth anchor
- 15' Novurania tender with 90 hp Yamaha
- 2000 lb. Nick Jackson davit
- Megafend fenders and lines
- Galley Maid electric mooring winches in cockpit
- Integral swim platform
- Boarding gates
- Stainless steel handrails, fore and aft
- Freshwater washdown system
- Pilothouse windshield wipers and washers

Electrical Equipment

- 110/220 volt AC
- 12/24 volt DC
- (2) Kohler generators, one 63kw and one 40kw
- Metcalf Marine Power Exhaust (new 2013)
- Battery parallel switch
- Centaur automatic battery chargers, (2) each, 12 and 24 volt
- (2) 100-amp single phase shore power cables (both on Glendinning reel aft)
- Single 100-amp shorepower connections, fore and aft
- (5) Aqua Lights LED underwater lights

Safety & Fire Protection

- Zodiac 10-person canister liferaft
- Zodiac 6-person portable liferaft
- (24) Remploy 275N inflatable life vests
- Offshore Medical Pack
- Portable oxygen tank and equipment

- Fixed 65 lb. Halon fire suppression system in engine room with remote activation
- 5 lb. Halon fire extinguisher in electrical room
- 10 lb. CO2 fire extinguisher in electronics department
- Smoke alarms in all cabins
- CO2 monitors in public areas

Entertainment and A/V Equipment

- DirecTV satellite receivers
- Ship to Shore WiFi connection (Wave WiFi)
- Control 4 audio/video system with 650 digital move capacity & iPod docking station

Tenders

1999 Novurania 460 DL with Yamaha 90 hp 4-stroke outboard

Disclaimer

All speeds, measurements, capacities, consumptions, etc. may be approximate or estimated. Specifications provided for information only. Data was obtained from sources believed to be reliable and is not guaranteed by owner or brokers. Buyer assumes the responsibility to ascertain the correctness of all data contained herein and otherwise provided and must instruct his agent and surveyors to confirm all details for accuracy prior to purchase. Subject to prior sale price and inventory change or withdrawal from market without notice.


Exclusions

Owner's personal belongings.

Disclaimer

The Company offers the details of this vessel or yacht in good faith but cannot guarantee or warrant the accuracy of this information nor warrant the condition of the vessel. A buyer should instruct his representatives, agents, or his surveyors, to investigate such details as the buyer desires validated. This vessel or yacht is offered subject to prior sale, price change, or withdrawal without notice.



PHOTOS

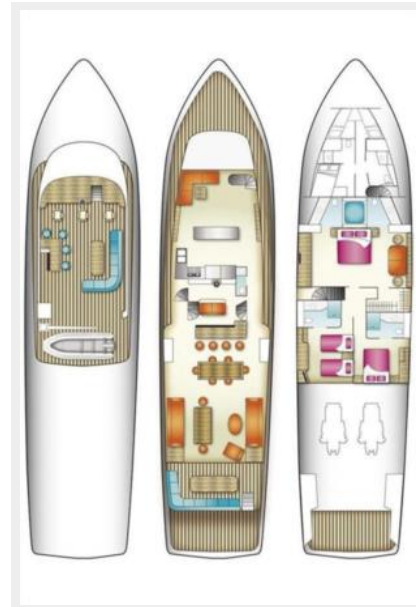












CONTACTS

Andrey Shestakov, leading yacht broker of the sales department of Shestakov Yacht Sales Inc. Shestakov Yacht Sales Inc., the official representative of the Miami/Fort Lauderdale FL headquarters.

Contact details

Email: andrey@shestakovyachtsales.com

Web: shestakovyachtsales.com/en/

Telephones

USA: +1(954)274-4435

Office hours

Monday – Saturday: **9:00 - 21:00** EDT

Sunday: **closed**

Address



Harbour Towne Marina, 850 NE 3rd St,
STE 213, Dania, FL 33004