

WINKY ONE — MONTE FINO



Судостроитель: MONTE FINO

Год постройки: 2001

Модель: Моторная яхта

Цена: ЦЕНА ЯХТЫ ПО ЗАПРОСУ

Местонахождение: United States

Длина общая: 82' 0" (24.99m)

Ширина: 20' 0" (6.10m)

Макс. осадка: 5' 7" (1.70m)

Крейс. скорость: 12 Kts. (14 MPH)

Макс. скорость: 20 Kts. (23 MPH)

Купить **WINKY ONE — MONTE FINO** а также выбрать подходящую вам яхту из нашего **каталога яхт** вам поможет опытный яхтенный брокер Андрей Шестаков. На сегодняшний день компания **Shestakov Yacht Sales Inc.** имеет большое количество яхт в **собственном списке продаж**, а также тесно сотрудничает со всеми крупными **яхтенными производителями** по всему миру.

Для того чтобы купить яхту **WINKY ONE — MONTE FINO** а также проконсультироваться по любому вопросу связанному с покупкой, продажей, чартером яхт позвоните по телефону **+7(918)465-66-44**.

ОГЛАВЛЕНИЕ

ОГЛАВЛЕНИЕ	2
ХАРАКТЕРИСТИКИ	5
Основная информация	5
Размеры	5
Скорость, вместимость и масса	5
Размещение	5
Корпус и палуба	5
Информация о двигателе	6
ПОДРОБНОЕ ОПИСАНИЕ	7
82' Monte Fino 82 Sky Lounge Motor Yacht WINKY ONE	7
Walkthrough	7
Salon	7
Day Head	8
Galley	8
Dinette	8
Sky Lounge	8
Electronics	9
Master Stateroom	9
Master Head	10
Guest Companionway	10
VIP Suite	10
VIP Head	10
Guest Stateroom - Starboard	10
Guest Stateroom - Head	11
Crew Quarters	11
Crew Cabins	11
Engine Room & Mechanical	11
Electrical Equipment	12

Upper Deck	12
Aft Deck	12
Cockpit	13
Swim Platform	13
Foredeck	13
Исключения	13
Отказ от ответственности	13
ФОТОГРАФИИ	15
Salon	15
Salon	15
Salon	15
Galley	15
Galley/Dinette	15
Dinette	15
Stairs to Sky Lounge	15
Sky Lounge	15
Sky Lounge	16
Sky Lounge Helm Controls	16
Sky Lounge Desk	16
Master Stateroom	16
Master Stateroom	16
Master Stateroom	16
Master Head	16
Accommodations Companionway	16
VIP Stateroom	17
Guest Stateroom	17
Guest Head	17
Crew Lounge	17
Crew Lounge	17

Crew Cabins	17
Starboard Profile	17
Bow	17
Foredeck	18
Foredeck	18
Sidedeck	18
Sidedeck	18
Sky Lounge Deck	18
Sky Lounge Deck	18
Sky Lounge Deck	18
Electronics	18
Aft Deck	19
Aft Deck	19
Aft Deck	19
Engine Room	19
Port Engine	19
Starboard Engine	19
Port Engine	19
Starboard Engine	19
Running Gear	20
КОНТАКТЫ	21
Контактная информация	21
Телефоны	21
Время работы	21
Адрес	21

ХАРАКТЕРИСТИКИ

Основная информация

Тип судна: Моторная яхта

Подкатегория: Sky Lounge

Модельный год: 2001

Год постройки: 2001

Страна: United States

Размеры

Длина общая: 82' 0" (24.99m)

Длина палубы: 75' 3" (22.94m)

Ширина: 20' 0" (6.10m)

Макс. осадка: 5' 7" (1.70m)

Скорость, вместимость и масса

Крейс. скорость: 12 Kts. (14 MPH)

Макс. скорость: 20 Kts. (23 MPH)

Водоизмещение: 75000 Pounds

Вместимость воды: 700 Gallons

Вместимость сточного бака: 80 Gallons

Объем топливного бака: 1900 Gallons

Размещение

Всего кают: 3

Всего ком. состава: 5

Каюты экипажа: 1

Койки экипажа: 4

Корпус и палуба

Материал корпуса: Fiberglass

Комплектация корпуса: Modified V-Hull

Информация о двигателе

Двигатели: 2

Производитель: Caterpillar

Модель: 3412

Тип двигателя: Inboard

Тип топлива: Diesel

ПОДРОБНОЕ ОПИСАНИЕ

82' Monte Fino 82 Sky Lounge Motor Yacht WINKY ONE

82' Monte Fino 82 Sky Lounge Motor Yacht WINKY ONE Monte Fino began building the 82s in 1997. WINKY ONE is an example of one of their finest examples. Heavily built on a modified V hull, she offers large accommodations with her 20' beam; the shallow keel and prop pockets reduce shaft angles. The layout is accommodating for entertaining or privacy with excellent separation of the Master stateroom from the 2 guest staterooms and crew quarters. Feeling far larger than her 82 feet, WINKY ONE offers luxury, amenities, quality construction, redundancies, and presents in excellent condition. She is bargain priced so the owner can expedite his purchase of a larger yacht. ***NOT FOR SALE TO US RESIDENTS WHILE IN US WATERS***

Walkthrough

Entry to the vessel is by boarding gates port and starboard, forward and aft, or from the cockpit onto the aft deck. The salon is entered through French glass and stainless weathertight doors. Forward of the salon is a day head to starboard. On the starboard side are stairs leading to the massive sky lounge. To port is the galley with stowage also in an area on the starboardside. Forward is a large dining table and upholstered seating. Forward and down a circular staircase is access to the crew quarters forward beginning with a large galley and eating area with 2 crew cabins forward each with upper lower single bunks. A large head is on the starboardside. Going aft down the companionway from the staircase is the VIP cabin on the port side and a large guest cabin to starboard, each with ensuite head. Further aft is the forward entrance to the engine room. Access to the master stateroom is at the starboard aft corner of the salon via a curved staircase. Aft of the foyer is the master or forward from the private companionway is another entrance to the engine room. High gloss cherry wood interior with burl wood accents. Teak and holly soles. Roman shades for most window coverings. Excellent lighting.

Salon

Entry from the aft deck is through two weathertight glass doors. The quality and spaciousness becomes immediately apparent. The warm and rich feel of the excellent joinery in the cherrywood cabinetry is enhanced by the high ceilings with architectural nuances such as the ceiling coffers. The large windows provide for picturesque viewing. The port side has a c-shaped upholstered couch with comfortable seating for five. An end table with bar and storage for bar glasses separates the forward seating section

which is an upholstered couch with seating for four. A large cocktail table services both sitting areas. The starboard side has a facing couch that seats four. All couches have storage beneath the seating. Headroom in salon is 6'7".

- End tables
- Cabinets
- 56" Hitachi TV
- Denon AV X3100W Receiver with WiFi/Bluetooth/Airplay
- Pioneer CD & DVD player

Day Head

The day head is conveniently located between the salon and galley and at the bottom of the stairs to the sky lounge. Granite countertop, Kohler sink, and Bemis head.

Galley

The u-shaped galley is ergonomically designed for safely cooking at sea. The large granite countertop provides for a great food prep area or for buffet service. Two stools on the dining side make it an easy breakfast bar. Good stowage with cabinets in convenient locations.

- Whirlpool refrigerator/freezer (2018)
- GE Profile 4 burner stovetop
- GE Profile convection oven
- GE Microwave
- Bosch s/s dishwasher
- Large s/s sink
- Small s/s sink
- Cabinets, cupboards, drawers
- Large viewing window above sink
- 24" Hitachi TV

Dinette

A pantographic door on the port side allows for easing loading of provisions and good fresh air ventilation. The u-shaped settee seats eight at the large burl wood pedestal table. The full beam picture windows allow for great lighting and excellent landscape viewing.

Sky Lounge

From the galley/dining area, a curved staircase leads to the enormous sky lounge. Bright, roomy, and well equipped, it provides comfort for the helmsman with all electronics and controls within easy reach. A large navigation station with a full desk is aft and to starboard. The sky lounge offers great seating for family and guests with a comfortable settee on the port side. The large granite countertop serves as a chart table or for buffet food service. Good fresh air ventilation with port and starboard and centerline opening windows. Stowage beneath seating and in numerous cabinets and drawers.

- (2) Zwaardvis helm chairs
- U-Line refrigerator
- Wine cooler
- Sink

Electronics

- (2) Caterpillar electronic display
- Raytheon Log-speedometer
- Raytheon Depthsounder
- Raytheon Multi-display
- (2) Furuno NavTec Radar/Chartplotter
- KVH SatTV
- Simrad Roberson AP20 Autopilot
- CCTV security video system
- ICOM M127 VHF
- ICOM M412 VHF
- Apple omputer
- Glendinning electronic engine controls
- ACR searchlight
- Sonos multi room 6 speaker system with booster (2018)

Master Stateroom

A private staircase from the salon leads to the foyer forward of the master stateroom. Forward of the foyer is the master's entrance to the engine room via two doors, sound insulated and watertight. The foyer has a large linen closet and an appropriate location for staging art. The master stateroom is voluminous with good lighting and cross air ventilation. A king berth is centerline with padded headboard and nightstands flanking each side. Upholstered settee is to starboard with end table and numerous drawers and cabinets above. Portside has a built-in vanity and seat with numerous drawers and cabinets. Generous stowage. Headroom is 6'7".

- (2) Large opening screened windows (also emergency escape)

- (2) Opening portholes
- (4) Cedar-lined hanging lockers
- (2) wall-mounted reading lights
- Built-in safe
- Hitachi TV

Master Head

The ensuite head has a jet-spa tub with glass-enclosed shower. Granite counter with two Kohler sinks. Medicine cabinets, drawers and cabinets provide generous stowage.

Guest Companionway

From the galley area forward is the curved staircase that leads to the crew quarters forward and the guest staterooms aft. The Whirlpool washer and dryer (new Sept. 2018) are conveniently located in a laundry locker.

VIP Suite

This large stateroom is on the portside and offers the ultimate in comfort for family or guests.

- Double berth
- Night stand
- Cedar-lined hanging locker
- Numerous drawers and cabinets
- Hitachi TV

VIP Head

The ensuite head has a full stand-up shower with seat, granite countertop, drawers and cabinets, opening porthole.

Guest Stateroom - Starboard

The roomy guest stateroom can accommodate sleeping for three with two single beds with a Pullman berth above the inboard bed.

- Padded headboards
- Nightstand
- Large cedar-lined hanging locker

- Numerous drawers
- Opening porthole
- Hitachi TV

Guest Stateroom - Head

The ensuite head has a full stand-up shower with seat, granite countertop, drawers and cabinets, opening porthole.

Crew Quarters

Entry to the crew quarters is from the guest companionway. The galley and dining area are uncommonly large for this size yacht. The dining area is a pedestalled burl wood table with leather upholstered couch with seating for four plus a matching bar stool. Stowage beneath the seating as well as numerous cabinets and shelving. Forward of the galley are two identical cabins, each with two bunks.

- GE Refrigerator w/freezer
- Sharp microwave
- S/S sink
- Burl wood cabinets
- Opening porthole
- Hitachi TV

Crew Cabins

The port and starboard crew cabins are identical cabins. Each has upper/lower single berths, cabinets, drawers, opening porthole, and provide a comfortable living space for crew or as a "kids" cabin. The crew head is to starboard and has a full stand-up shower with seat, sink, drawers, cabinets, and two opening portholes.

Engine Room & Mechanical

The engine room has double doors, one vanity and one watertight (both with viewing ports), at the forward end of the engine room and the same double doors at the aft end with access for the owner and convenience for mechanics. The engine room is spacious, bright, has easy access to equipment and systems, and has 8'5" head room.

- Twin - Caterpillar 3412E
- Naiad 254 active fin stabilizer system
- Naiad hydraulic bow thruster

- Stern thruster
- SeaMar Watermaker
- MarineAir reverse cycle air conditioning, 7 compressors
- Bennet dual-cylinder trim tabs
- NuTone central vacuum system
- (2) Raritan 20-gallon water heaters with heat exchangers
- Custom underwater engine exhaust with idle by-pass
- Mastervolt battery charger
- Oberdorfer fire pump
- (4) Automatic bilge pumps with alarms and lights
- High water alarm
- Air compressor
- Four blowers
- Four extractors
- Closed-circuit television camera

Electrical Equipment

The Atlas ShorPower Spa II allows for dockside service whether plugged in to 50hZ in foreign countries or 60hZ for service in North America.

- (2) Onan 27kW generators w/sound shield
- Trace Inverter
- Electrical Circuit: 110v/220v
- Voltage: 120/240
- Lighting: 24-volt DC;110-volt AC
- Two shore power transformers

Upper Deck

The upper deck is accessed from the sky lounge or from the stainless steel and plexiglass sliding hatch via stairs from the aft deck.

- Quick Lift 1500# hydraulic davit
- (2) Revere 8 person life rafts
- (2) Teak chaise lounges
- (2) Teak tables
- (6) Chairs
- Refrigerator

Aft Deck

The aft deck is accessed from the port or starboard aft boarding gates. Forward is entry to the salon. Aft are stainless steel gates port and starboard to the cockpit and swim platform. Large teak dining table for alfresco dining. Teak decks.

Cockpit

The cockpit provides additional real estate for fishing, easy water access, and stowage.

- Teak deck
- (2) Hatches to lazarette
- Maxwell 2200 windlass w/foot switch
- Transom door
- Shower
- (3) Sea Vision underwater lights

Swim Platform

- Teak deck
- Passerelle
- Swim ladder

Foredeck

Boarding gates port and starboard, fore and aft. The side decks and foredeck are non-skid. Bow seating with cushions.

- (2) Maxwell 3500 windlasses w/foot controls
- Rocna 70# anchor
- 100-lb Plow anchors
- 200' anchor chain in port and starboard chain locker

Исключения

При продаже яхты исключаются личные вещи владельца.


Отказ от ответственности

Компания предоставляет описание судна или яхты добросовестно, но не может гарантировать точность этой информации, а также не ручается за техническое состояние. Покупатель должен проинструктировать своих агентов или


оценщиков исследовать представленную информацию более подробно, по собственному желанию. Продажа судна или яхты, изменение цены или снятие с продажи будет происходить без предварительного уведомления.

ФОТОГРАФИИ


Salon




Salon




Salon




Galley




Galley/Dinette



Dinette




Stairs to Sky Lounge




Sky Lounge



Sky Lounge




Sky Lounge Helm Controls




Sky Lounge Desk



Master Stateroom




Master Stateroom




Master Stateroom



Master Head



Accommodations Companionway



VIP Stateroom



Guest Stateroom




Guest Head




Crew Lounge




Crew Lounge



Crew Cabins



Starboard Profile



Bow



Foredeck



Foredeck



Siddeck




Siddeck




Sky Lounge Deck



Sky Lounge Deck



Sky Lounge Deck



Electronics




Aft Deck



Aft Deck




Aft Deck




Engine Room




Port Engine




Starboard Engine




Port Engine



Starboard Engine



Running Gear



КОНТАКТЫ

Андрей Шестаков (Andrey Shestakov) – ведущий яхтенный брокер отдела продаж яхт и судов компании Shestakov Yacht Sales Inc. Официальный представитель Shestakov Yacht Sales Inc. для русскоговорящих клиентов в центральном офисе компании в Майами/Форт Лодердейл/Флорида/США.

Контактная информация

Email: **andrey@shestakovyachtsales.com**

Web: shestakovyachtsales.com

Телефоны

Краснодарский край: **+7(918)465-66-44**

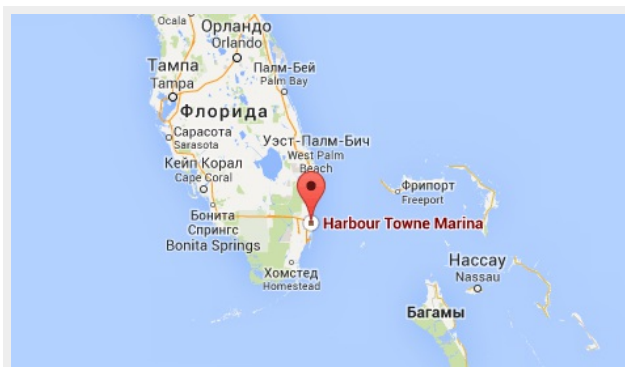
США, Майами, Флорида: **+1(954)274-4435**

Время работы

Понедельник – Суббота: **9:00 - 21:00** EDT

Воскресенье: **Закрето**

Адрес



Harbour Towne Marina, 850 NE 3rd St, STE 213, Dania, FL 33004