

FOXY LADY — MARQUIS



Builder: MARQUIS

Year Built: 2006

Model: Motor Yacht

Price: PRICE ON APPLICATION

Location: United States

LOA: 65' 0" (19.81m)

Beam: 17' 11" (5.46m)

Max Draft: 4' 10" (1.47m)

Our experienced yacht broker, Andrey Shestakov, will help you choose and buy a yacht that best suits your needs **Foxy Lady — MARQUIS** from **our catalogue**. Presently, at **Shestakov Yacht Sales Inc.**, we have a wide variety of yachts available on **our sale's list**. We also work in close contact with all the big **yacht manufacturers** from all over the world.

If you would like to buy a yacht **Foxy Lady — MARQUIS** or would like help answering any questions concerning purchasing, selling or chartering a yacht, please call **+1(954)274-4435**

TABLE OF CONTENTS

TABLE OF CONTENTS	2
SPECIFICATIONS	4
Overview	4
Basic Information	4
Dimensions	4
Speed, Capacities and Weight	4
Accommodations	5
Hull and Deck Information	5
Engine Information	5
DETAILED INFORMATION	6
Accommodations	6
Galley	6
Formal Dining	6
Lower Helm	6
Lower Electronics	7
Audio Video communications	7
Flybridge	7
Upper Helm	7
Upper Helm Electronics	8
Foredeck	8
Side Decks and Catwalks	8
Aft Deck	8
Tender	9
Electrical Equipment	9
Engine Room	9
Exclusions	10
Mechanical Disclaimer	10
Exclusions	10

Disclaimer	11
PHOTOS	12
CONTACTS	16
Contact details	16
Telephones	16
Office hours	16
Address	16

SPECIFICATIONS

Overview

FOXY LADY sets herself apart from other 65 Marquis Yachts by way of her incredible performance. She is powered by the most desired 1,500hp MTU Series 2000 engines, which delivers an impressive real-world cruising speed of 27 knots. The major options build options on this 65 are; Crew Quarters with Stern Access Door, Lower Helm with Side Door access, Formal Dinette, His and Her heads, 3rd Stateroom Twin berths with convertible backrest, Low Profile Hardtop with track-to-track enclosure, Flybridge Access Door, Teak Aft Deck and Sides, and Gloss Teak Bridge and Cockpit Tables.

Talk to me! I am a Factory Certified Marquis Sales Consult and former Brand Manager based in Destin, FL and here to answer any of your questions.

Basic Information

Category: Motor Yacht

Sub Category: Sedan Cruiser

Model Year: 2006

Year Built: 2006

Country: United States

Dimensions

LOA: 65' 0" (19.81m)

Beam: 17' 11" (5.46m)

Max Draft: 4' 10" (1.47m)

Speed, Capacities and Weight

Displacement: 105000 Pounds

Water Capacity: 200 Gallons

Fuel Capacity: 1200 Gallons

Accommodations

Total Cabins: 3

Total Heads: 3

Hull and Deck Information

Hull Material: Fiberglass

Engine Information

Engines: 2

Manufacturer: MTU

Model: 10V 2000 CR M93

Engine Type: Inboard

Fuel Type: Diesel

DETAILED INFORMATION

Accommodations

(3) Staterooms, (3) ensuite heads with full beam master stateroom. Desirable lower helm, open galley on main deck with formal dining table for (6). Comfortable main salon, open air aft deck, walk-around decks, engine room access through transom door, hydraulic transom tender platform, bridge access from lower helm and aft deck stairwell. Flybridge with hardtop and (4) sided enclosure with air conditioning. Full beam stand up engine room.

Galley

Granite counter tops Stainless steel sink with garbage disposal Single lever faucet with pull out sprayer Stove (3) burner cooktop with stainless back splash & exhaust hood Convection microwave (KitchenAid) Refrigerator/freezer upright double door (Jenn-Air) stainless steel with icemaker Dishwasher/Miele stainless steel Trash compactor/GE Profile stainless steel Coffee maker built-in 10 cup (KitchenAid) Ample over & under counter cabinets 110v outlet Overhead lighting halogen on dimmer switch Granite flooring

Formal Dining

Opposite galley to starboard Dining table with in/out slide (6) person matching high gloss cherry wood Outboard storage lockers Overhead halogen lighting on dimmer Viewing window with privacy shade

Lower Helm

Headroom 6' 9" Starboard power pantograph cabin door (3) Piece windshield with 46" wipers and washers and black Textalene cover Helm viewing platform raised 8" carpeted flooring Settee half circle with cushions and storage below Helm seat with Hi-Lo & fore and aft slide, footrest, armrest, head rest (Stidd style) Storage access under helm Cathedral style overhead with halogen lighting on dimmers Helm, settee, helm seat, overhead matching leather Central Vac outlet Air conditioning ducts Helm wheel 16" hydraulic steering with tilt wheel Compass magnetic 4" Ritchie Rudder indicator Electric fuel gauges (2) Remote anchor raise and lower switch Bow & stern thruster controls (side power 24v) C.C.T.V. with engine room & aft deck cameras with 7" viewing screen (Voyager) Trim tabs with position gauges (QL) (2) VHF Simrad RS87 handsets with remote speaker MTU Electronic engine monitors Windshield defoggers 12V accessory plug with waterproof cover Exhaust high temp monitor lights Electronic

clutch & throttles with Hi-Lo idle and synchronizer

Lower Electronics

Chart Plotter Furuno NavNet with 10" screen with radar monitor, color sounder, plotter
Depthfinder digital Furuno RD-30 Searchlight ACR URP-102 with remote bridge control
Autopilot with rudder indicator (Simrad AP25) Plotter with 4' open array antenna with
12" screen AIS Furuno FA-150 Chart Plotter Furuno NavNet with 64-mile radar, color
sounder

Audio Video communications

Satellite T.V. (KVH) T.V. 39' Panasonic High/Low - Main Salon AM/FM stereo receiver
Marantz SR 5002 - Main Salon Speakers (5) - Main Salon Aft deck Fusion MS-NR 200i
stereo control with (2) speakers TV 40" Sony - Master strm Speakers (5) - Master
Stateroom AM/FM/CD/DVD Bose - Master Stateroom T.V. Sony 23" - VIP Stateroom
DVD player - VIP Stateroom AM/FM/CD stereo - VIP Stateroom with (2) speakers T.V.
15" Sole - Port Guest Stateroom DVD player - Port Guest Stateroom AM/FM/CD stereo
with (2) speakers - Port Guest Stateroom AM/FM/IPOD stereo flybridge with (4)
speakers Fusion MS-IP700i SatCom (KVH)

Flybridge

Fiberglass hardtop with overhead LED lights (4) sided enclosure with sliding panels - in
fair condition. Windshield Lexan with stainless steel frame Port forward facing
companion seat with cushions & covers Storage under companion seat Centerline helm
with full instrumentation Helm seat Hi-Lo/fore & aft adjustable (Stidd style seat) Helm
seat with armrest/foot rest Air conditioner 24,000 BTU reverse cycle with digital control
Starboard sliding hatch access from lower helm Port side stand behind/sit down bar
with stainless steel foot rest (3) bar stools with cushions back & foot rest Under
counter mounted sink with cold water faucet Grill electric 23" x 18" (Gaggenau) with
cover (Note: Needs to be serviced) Refrigerator undercounter 110v x 24v (Nova Cool)
with freezer Icemaker/Raritan Fiberglass deck with indoor/outdoor carpet Port side
sliding access hatch with stairwell from aft deck Stairwell with teak trends from aft deck
Life raft canister (6) man Viking (needs certification) Starboard settee with dining table
(6) person with cushions Storage below starboard settee Courtesy deck lights (4) 6"
stereo speakers Stainless steel Euro deck safety rails Aft facing bench seat with
cushions & storage below 110v outlet with GF breaker & water proof cover Davit 1200
lbs. hydraulic electric (Brower Systems)

Upper Helm

Helm wheel 16" with tilt adjustment Bow & stern thruster control (side power 24v)
Electric backup controls Searchlight (ACR URP 102) Engine monitors MTU digital displays
Horns dual trumpet with 24v compressor (Kahlenberg) Compass magnetic 4" Ritchie
Stereo Fusion Sirius XM with USB port 12v accessory plug with waterproof cover
C.C.T.V. with cameras engine room/Aft deck 6.5" screen monitor (Voyager) Electronic
clutch & throttles with Hi-Lo idle & synchronizer Trim tabs with level monitors
Fuel gauges (2) port & starboard electric Rudder indicator Exhaust high temp warning
lights Bilge pump auto/manual switches (5) Windlass remote up/down control Drink
holder/stainless steel

Upper Helm Electronics

(2) Chart Plotter Furuno (NavNet V X 2) with 10" screen monitors Radar 64 mile with 4' open array scanner
VHF Simrad RS87 with handset & remote speaker Autopilot with rudder indicator (Simrad AP25)
Depthfinder digital (Furuno RD-30)

Foredeck

Stainless steel bow rail Anchor chute/stainless steel Recessed windlass with hatch
Windlass Maxwell 4000/24v with chain gypsy Anchor stainless steel plow style Anchor chain
approximately 200' x 3/8" Windlass deck foot controls up/down with stainless covers
20" stainless steel bow flagstaff Fresh water washdown Escape/ventilation hatch 26" x 26"
with skylight Sun pad with cushions/ (3) drink stainless steel drink holder Bow starboard
side shore cords on Cable Masters 50' x 50 AMP ACR searchlight proper mounting bow
Recessed shore cord breakers (2) Marinco Telephone/Cable TV inlet (Marinco) Port & starboard
recessed deck storage lockers

Side Decks and Catwalks

16" Width with 31" high bulwarks & stainless-steel safety grab rail Starboard side deck/dockside
holding tank, pumpout deck fittings (2) Starboard side fresh water tank fill deck fitting
Port & starboard aft deck boarding gates Slight side deck overhangs with overhead courtesy
lights Port & starboard midship & 3/4 mooring cleats with chafe guards Deck courtesy lights

Aft Deck

7' 2" headroom Overhang with down lighting (2) flush mounted 7" stereo speakers with Fusion
stereo remote Aft mounted C.C.T.V. camera Aft deck overhang with recessed halogen docking
lights Teak deck Port & starboard stairwells to swim platform/transom engine room storage
lazarette access Safety gates at stairwells 8' 7"

wide aft deck bench seat with cushions & cover 6' x 3' teak high gloss varnished dining table with cover Table with stainless steel pedestals Port & starboard recessed lockers with drains & fresh water spigots Pull out sprayer fresh water shower Port & starboard mooring cleats with warping winches 24v Maxwell Winches with deck foot pedals Starboard aft deck clutch & throttles with bow & stern thruster controls with lid Aft sliding tinted glass door with lock & sliding screen door to main salon Port side stairwell with teak treads, grab rails, courtesy lights to bridge 110V outlet with GFI & waterproof cover Stairwell with tinted window safety weather hatch to bridge Life ring with holder 24" Swim platform with port and starboard mooring cleats Aft deck rough weather engine room hatch 28" x 28" with gas shock & ladder Transom pantograph waterproof door (2) stern 50' x 50 AMP shore cords on Cable Masters Transom dockside water inlet with pressure regulator Telephone/Cable T.V. inlet Engine exhaust vents port & starboard aft deck cabin sides

Tender

11' 2005 AB hard bottom inflatable tender (Naut 11 model) - FL 2094 NB, HID#YM024054E405 25 hp Yamaha 4 stroke with Dolphin electric start - serial # 1018994 Power trim and tilt/water separator fuel filter Battery on/off switch Fuel gauge Hummingbird chart/depthfinder (4) adult TYPE II life jackets (2) fenders with line Navigation lights Stainless bow rail 12v battery (3) 4½" stainless steel pop-up cleats Deck tie downs Storage cover Hydraulic platform/lift, teak, 4' 6" deep

Electrical Equipment

Generator Kohler 28kw 1800 RPM with sound shield 120/240v Generator 1150 hours with remote start main salon Batteries wet cell style, total (8) 8D's Battery chargers (2) 24v/75 AMP for main engines (Mastervolt) Battery charger (1) 24v/100 AMP for house bank (Mastervolt) Battery charger (1) 12v/26 AMP for generator (Mastervolt) (Power shore cords) (2) 50' x 50 AMP starboard bow on Glendinning Cable Masers (2) 50' x 50 AMP stern on Glendinning Cable Masers Isolation transformers on both cords Isolation transformer with boost on #1 shore cord Battery Parallel switch Battery switches for all batteries Inverter MagnaSine 4000 Bow and stern shore cord selector switch Designated inverter breaker panel AC/DC salon breaker panels Main AC distribution panel engine room

Engine Room

Headroom 6' 3" Full beam walk-in Twin MTU 10V 2000 M93's, 1500 H.P. with 1,221 hours indicated 3/18 "V" Drives ZF Model 2050V Ratio 2.46:1 Shafts 3½" with dripless shaft seals and spares on shafts Fuel filters dual 1000 Racors with selector valve and vacuum gauge Port & starboard fuel tanks/painted with sight gauges Oil change

system/24v mains, V Drives, generator (Reverso) C.C.T.V. camera Work bench 27" deep x 40" wide with 5" vise 110v outlet with GFI and water proof cover Freshwater washdown 120v/240v breaker panel with selector switches 24v DC panel Fire system/auto/manual Fireboy FE 241 Sound proofing Overhead 24v lighting Props (5) blade Nibral 38" x 43.5" Fresh water pump 110v Head Hunter Mach 5 with accumulator tank (2) canister style fresh water filters Water pump pressure gauge and system shut off valve Pre-water pump filter Telephone landline jack Fuel tanks with crossover level valve Battery parallel switch Battery on/off switches, mains, generator, inverter, windlass Bow & stern accessory Access hatch from aft deck with 4 step ladder Air conditioner compressors located under work bench Fuel tank shut off valves Bow/stern shore inlet cords selector AIR CONDITIONING SYSTEM CruisAir reverse cycle 48,000 BTU compressor 30,000 BTU compressor 110v sea water pump Digital thermostats main salon, lower helm, master stateroom VIP stateroom (Note) VIP air conditioning services port twin Berth stateroom; Crew quarters, Flybridge Flybridge air conditioner 24,000 BTU with digital thermostat FRESH WATER SYSTEM Fresh water pump Head Hunter Mach 5 110v Accumulator tank Pressure gauge with system shut off valve Dual inline canister style filters Dockside water inlets bow & stern with pressure regulators Dual inline canister style filters Dockside water inlets bow & stern with pressure regulators Fresh water pump Head Hunter Mach 5 110v Accumulator tank Pressure gauge with system shut off valve Dual inline canister style filters Dockside water inlets bow & stern with pressure regulators Fresh water tank 200-gallon stainless steel Hot water heaters (2) 10 gal. Each 220v (Torrid) quick recovery BOW AND STERN THRUSTERS Side power 24v, Controls at flybridge, lower helm aft deck, dual prop with 10" tunnels

Exclusions

Personal Items

Mechanical Disclaimer

* Engine hours are as of the date of the original listing and are a representation of what the listing broker is told by the owner and/or actual reading of the engine hour meters. The broker cannot guarantee the true hours. It is the responsibility of the purchaser and/or his agent to verify engine hours, warranties implied or otherwise and major overhauls as well as all other representations noted on the listing brochure.

Exclusions

Owner's personal belongings.





Disclaimer

The Company offers the details of this vessel or yacht in good faith but cannot guarantee or warrant the accuracy of this information nor warrant the condition of the vessel. A buyer should instruct his representatives, agents, or his surveyors, to investigate such details as the buyer desires validated. This vessel or yacht is offered subject to prior sale, price change, or withdrawal without notice.

PHOTOS









CONTACTS

Andrey Shestakov, leading yacht broker of the sales department of Shestakov Yacht Sales Inc. Shestakov Yacht Sales Inc., the official representative of the Miami/Fort Lauderdale FL headquarters.

Contact details

Email: **andrey@shestakovyachtsales.com**

Web: shestakovyachtsales.com/en/

Telephones

USA: **+1(954)274-4435**

Office hours

Monday – Saturday: **9:00 - 21:00** EDT

Sunday: **closed**

Address



Harbour Towne Marina, 850 NE 3rd St, STE 213, Dania, FL 33004