

NEW BUILD 58 EXPLORER YACHT — EXPLORER



Судостроитель: [Explorer](#)

Год постройки: 2019

Модель: Моторная яхта

Цена: ЦЕНА ЯХТЫ ПО ЗАПРОСУ

Местонахождение: United States

Длина общая: 58' 0" (17.68m)

Ширина: 17' 4" (5.28m)

Мин. осадка: 4' 10" (1.47m)

Макс. осадка: 5' 0" (1.52m)

Крейс. скорость: 17 Kts. (20 MPH)

Макс. скорость: 21 Kts. (24 MPH)

Купить **New Build 58 Explorer Yacht — Explorer** а также выбрать подходящую вам яхту из нашего **каталога яхт** вам поможет опытный яхтенный брокер Андрей Шестаков. На сегодняшний день компания **Shestakov Yacht Sales Inc.** имеет большое количество яхт в **собственном списке продаж**, а также тесно сотрудничает со всеми крупными **яхтенными производителями** по всему миру.

Для того чтобы купить яхту **New Build 58 Explorer Yacht — Explorer** а также проконсультироваться по любому вопросу связанному с покупкой, продажей, чартером яхт позвоните по телефону **+7(918)465-66-44**.

ОГЛАВЛЕНИЕ

ОГЛАВЛЕНИЕ	2
ХАРАКТЕРИСТИКИ	4
Обзор	4
Основная информация	4
Размеры	4
Скорость, вместимость и масса	5
Размещение	5
Корпус и палуба	5
Информация о двигателе	5
ПОДРОБНОЕ ОПИСАНИЕ	6
Hull Deck and Superstructure Construction	6
Manufacturer Provided Description	6
Engines and Generator / Machinery	6
Standard Equipment	7
Disclaimer	20
Исключения	20
Отказ от ответственности	20
ФОТОГРАФИИ	21
Manufacturer Provided Image: Explorer Motor Yachts 58 Pilot House	21
Manufacturer Provided Image: Explorer Motor Yachts 58 Pilot House	21
Manufacturer Provided Image: Explorer Motor Yachts 58 Pilot House Stern	21
Manufacturer Provided Image: Explorer Motor Yachts 58 Pilot House	21
Manufacturer Provided Image: Explorer Motor Yachts 58 Pilot House Stern	21
Manufacturer Provided Image: Explorer Motor Yachts 58 Pilot House Bow	21
Manufacturer Provided Image: Explorer Motor Yachts 58 Pilot House Flybridge	22
Manufacturer Provided Image: Explorer Motor Yachts 58 Pilot House	22
Manufacturer Provided Image: Explorer Motor Yachts 58 Pilot House	22
Manufacturer Provided Image: Explorer Motor Yachts 58 Pilot House	22

Manufacturer Provided Image: Explorer Motor Yachts 58 Pilot House Galley	22
Manufacturer Provided Image: Explorer Motor Yachts 58 Pilot House Cabin	22
Manufacturer Provided Image: Explorer Motor Yachts 58 Pilot House Cabin	23
КОНТАКТЫ	24
Контактная информация	24
Телефоны	24
Время работы	24
Адрес	24

ХАРАКТЕРИСТИКИ

Обзор

Following an extensive period of design and development between Mark Campion of Explorer Motor Yachts and Mark Williamson, Naval Architect, and benefiting from the refinements made building the first four yachts, we are absolutely delighted to introduce the Explorer 58 Pilot House, (American Version Hull # 5) into our range of new construction projects. This brand new model takes the renowned and respected Explorer construction and interior finish and combines it perfectly with a completely new, stylish yet classic exterior to produce a totally fresh approach to the World of Semi- Displacement, trawler yacht design. The American Version utilizes the most popular and reliable marine equipment typically preferred by US yacht owners. We know you will be delighted with what you see in this exciting and brand new design from Explorer Motor Yachts.

The complete line-up of yachts from Explorer range in size from 43'-62', and are available for delivery through our company.

Основная информация

Тип судна: Моторная яхта	Подкатегория: Pilothouse
Модельный год: 2019	Год постройки: 2019
Страна: United States	Верх: Hardtop
Открытая палуба мостика: Да	Кубрик: Да

Размеры

Длина общая: 58' 0" (17.68m)	Длина по ватерлинии: 53' 8" (16.36m)
Длина палубы: 58' 1" (17.70m)	Ширина: 17' 4" (5.28m)
Мин. осадка: 4' 10" (1.47m)	Макс. осадка: 5' 0" (1.52m)

Скорость, вместимость и масса

Крейс. скорость: 17 Kts. (20 MPH) **Макс. скорость:** 21 Kts. (24 MPH)

Чистый вес: 64460 Pounds **Вместимость воды:** 300 Gallons

Вместимость сточного бака: 100 Gallons **Объем топливного бака:** 1400 Gallons

Размещение

Всего кают: 3 **Всего коек:** 2

Спальные места: 2 **Всего ком. состава:** 2

Корпус и палуба

Материал корпуса: Fiberglass

Информация о двигателе

Двигатели: 2 **Производитель:** Cummins

Модель: Turbo Diesel QSM 11 **Тип топлива:** Diesel

ПОДРОБНОЕ ОПИСАНИЕ

Hull Deck and Superstructure Construction

Hull, Deck & Superstructure Construction: • Hand laid molded solid fiberglass hull; (Not Cored). Main deck, cabin and flybridge are GRP with cored construction using Nidacore Fiberglass Honeycomb Laminate. Gelcoat exterior – DSM white. All exterior fastenings in 316 marine grade stainless steel. Teak, Walnut, Cherry, or Aframosia hardwood interior is available as standard choices. Satin Varnish Finish with High Gloss Fiddles is Standard; High Gloss Varnish Interior Optional. Pyrotech flame retardant white panels to cover all machinery space bulkheads and fuel/water tanks. • All through hull fittings on or below the water line are fitted with bronze ball valves. • FRP and stainless steel rubbing rail, with oiled teak bulwark capping rails. • Non-skid fiberglass decks, with teak laid to aft cockpit deck and side decks forward to saloon sliding doors. • Non-skid on flybridge boat deck; teak decking on flybridge seating area. Airtex Transformer Swim Stairs and Tender Deployment System incorporated into FRP swim platform with laid teak.

Manufacturer Provided Description

Step into a world where high performance meets impeccable luxury and plenty of room to entertain.

There is living space to satisfy your every need; an expansive galley and a handsome dinette at the pilot house level and a large, luxurious saloon that affords clear views from the helm to aft deck. Three comfortable cabins include a full-beam master suite.

Step on deck and you have options of a large open cockpit for entertaining, comfortable walk-around decks and an enormous flybridge that sets an impressive stage with abundant seating and a large wet-bar with electric grill, sink and refrigeration.

The Explorer 58 Pilot House's semi-displacement hull design delivers exceptional stability and fuel economy. Twin turbo diesel engines offer a turn of speed when needed or superb economy when you simply want to relax and watch the world drift by.

Engines and Generator / Machinery

Engine & Gearboxes: 2 x 715hp QSM 11 Cummins turbo-charged and after-cooled diesel engines – rated at 2500 RPM. High-pressure common-rail fuel system. Chromed Cummins Smartcraft DTS electronic engine/gear controls; both flybridge and lower helm

stations, includes two digital panels, four sets of analogue gauges, and two PTO's. ZF360 A gearboxes. Twin Racor fuel filters with gauges for main engines, Underwater exhaust outlets.

Generator: 1 X Northern Lights of 22 KW 220V 60 Hz. Including sound shield, water & gas separator, circuit breaker and meter controls on the generator and lower helm station for start/stop, engine hours, volts, etc.

Stabilizer: American Bow Thrusters HydraulicTrac Stabilizers and Hydraulic Bow and Stern Thrusters. (ABT Trac Stabilizers with zero-speed operation Optional)

Propulsion & Steering: Teleflex hydraulic steering. Propellers – Hung Shen four-bladed Nibral Bronze.(5 blade propellers optional) Rudders – stainless steel stocks and stainless steel blades. Rudder stock housings with bearings. High quality Aqua Shaft 2.25” stainless propeller shafts. PYI dripless stern gland propeller shaft seals. Heavy duty bronze underwater brackets with cutlass bearings. Bennett hydraulic trim tabs with gauges at both helms. Polished stainless steel steering wheel at flybridge.

OPTIONAL ENGINES: Caterpillar 850 hp C-12

Standard Equipment

1. GENERAL CONSTRUCTION

- FRP fuel tanks with baffles and cleaning manholes
- FRP Water tanks with baffles and cleaning manholes
-
- **Fibre-reinforced plastic (FRP)** (also called fiber-reinforced polymer, or fiber-reinforced **plastic**) is a **composite** material made of a polymer matrix reinforced with fibres. The fibres are usually glass (in fibreglass), carbon (in carbon-fiber-reinforced polymer)
-
- Interior soles wood throughout.
- Teak, Walnut, Cherry, or Aframosia standard selection of hardwood interior trim.
- Frameless window frame with tinted Safety Glass in forward Pilothouse.
- Six windows to be opening (sliding) including galley window with inside window screens.
- Three or four opening port lights in cabin trunk in each side.
- Aritex Stainless Steel saloon sliding door (4 pieces sliding door) and ARITEX

Pantograph door for pilot house

- One Stainless Steel deck hatch on main deck for VIP cabin (MANSHIP).
- FRP and then Rubber/Stainless Steel rub rail on hull and around the swimming platform.
- Under water exhaust.
- All through hull fittings and plumbing to have access hatches to the respective bilge areas. Automatic DC lighting to be fitted to bilges.
- Foam cored interior bulkheads
- Single way valve only for bilge pump
- Curved handrail down to accommodation
- Fashion Boards with 316-L Stainless Steel ending fitting. (Flybridge deck overhand to Raised Bulwark Caprail)
- Black gelcoat between windows in Saloon Pilot House and front windshield (black window mullions)

1. General (Accommodation & Interior)

- Teak, Walnut, Cherry, or Aframosia woods standard paneling and carpentry in all spaces, with Satin Varnish Finish and High Gloss Fiddles Standard. (High Gloss Finish Throughout Available)
- Marine grade plywood throughout.
- Flush cabinetry throughout with styling bead
- Teak flooring throughout (except master and guest heads and showers)
- Soft vinyl (white color) headliners with padding – Removable panel type attached to the ceiling with Fast Mounts.
- Custom veneer doors
- Timage door handles and locks for cabin doors.
- Interior dimmer light switches
- Timage square adjustable ceiling spot lights – LED
- Timage square push knobs
- Vimar AC outlets
- 1.5” Foam and lead Sound insulation to be used throughout the engine room including bulkheads with Pyrotech white covering panels and Fiberglass diamond plate non skid floor.
- Teak wheel for lower station and stainless steel for upper station
- Interior leather sofa
- Sunbrella exterior cushions
- Ocean air SKYSOL blinds
- Suitable access hatches in forward accommodation to access all areas of the

bilge. Automatic DC lighting to be supplied to bilge areas where there is an access hatch.

- All furniture including beds, tables, sofas, etc are to have smooth rounded corners and all the cabinet doors and drawers to be flush style.
- High gloss fiddles
- Air-conditioning outlets to be groove design from pelmet. (Valance)
- All doors to be properly secured in open position.
- Access from watertight door on transom through to crew cabin and engine room
- All structural bulkheads below deck to have watertight through bulkhead fittings. ie: Anchor locker, Forward engine and aft engine room bulkheads.
- Recessed deck fills; fuel, water, and sanitation.
- Frictionless hinge from Manship at Bulwark Gates.

1. Main Deck

- FRP swimming platform with teak deck on top, and Aritex Transformer style tender deployment and sea stair platform.
- Teak in the aft cockpit and a long both side decks to the first steps. Non skid (small diamond pattern) on foredeck.
- Stainless steel sliding swimming ladder.
- One FRP Transom gate and one FRP Boarding gate on Port & Starboard side bulwark.
- Twin stainless steel anchor rollers.
- MUIR 4000 anchor winch anchor windlass with wiring/solenoid and circuit breaker. Windlass to be controlled from three stations; Lower Helm station and Flybridge Helm station to have MUIR auto anchor chain counters. Foot switches for up/down next to Bow Locker. Gas struct for anchor locker hatch.
- Three Hella LED courtesy lights positioned port and starboard bow coaming to light up anchoring arrangement.
- 8 Hella LED courtesy lights port and starboard so total 16
- ULTRA 316 Stainless Steel anchor 45 KG (99 LBS) with swivel
- 70 meter anchor chain
- Fresh & Salt water wash down bow and aft deck. (Stainless Steel taps)
- High pressure washer forward and aft deck, 12 VDC deck wash down pump with quick release fittings
- Bow & Stern Stainless Steel Flag Staffs
- One FRP box on aft deck with Isotherm Beverage Cooler
- Teak caprail
- Stainless Steel Rub Rail

- 1-1/4" 316 stainless steel stanchions highly polished.
- Stainless Steel U shaped railing on swim platform, 4 pieces
- Hot and cold hand held shower in aft deck transom.
- FOUR 220 Volt 50 Amp shore power connections, fore and aft.
- Fuel oil and fresh water inlets + waste discharge to be recessed into superstructure.
- There will be six normal fairleads plus two corner fairleads
- Suitable scuppers and deck drains with logo (Internal deck drains)
- Stainless Steel stairs from cockpit to Flybridge with courtesy lights
- One hatch in aft deck with gas struts for access to lazarette. Stainless steel frame with teak steps. Lazarette with same floor as per the engine room
- Hella LED lights for side decks and under fly bridge
- 12V rope lighting around beds & head ceiling, ceiling treatment in saloon & under both sofas & under galley
- Hella LED courtesy lights
- Cockpit table with two stainless steel legs
- Fusion sound system on the boat.

Saloon - Fusion MS-UD750 main head, 2 pair of speakers MS-CL602, one amplifier MS-DA51600 and one sub woofer SG-S10W.

PH - 1 pair of speaker MS-CL602, one remote control MS-NRX200i, one amplifier MS-AM702

Cockpit - 1 pair of speakers MS-FR6021, one remote control MS-NRX200i

FB - 1 pair of speakers MS-FR6021, one remote control MS-NRX200i

Master cabin - One main unit MS-UD750 with 2 speakers MS-CL602.

1. Fly Bridge

- Teak on Fly Bridge from aft seating to helm.
- Helm station in the middle
- Standard full engine instrumentation and alarms (see "Main Engines").
- Hydraulic steering (Hynautic).
- Cummins electronic engine controls
- Stainless Steel Wheel
- Ritchie 5" compass.
- Stainless steel handrail and windshield frame with tinted lexan venturi.
- FRP radar arch with hard top. Two white water proof stereo speakers fitted both

sides of the arch plus 4 each Hella LED red night lights forward.

- Port and Starboard navigation lights Hella LED. Anchor light Hella LED
- FRP cabinet with FRP sink and foldable faucet and electric BBQ (Domestic SMEV) plus one Dometic CR1110 fridge with hinged top. Cut off switch for BBQ (Optional LNG BBQ)
- Plastic grating inside seating. (Dri-Deck grating)
- One Flybridge table with Marine Tech Hi-Lo STS200-300 Stainless Steel post.
- Mattresses to the Hi-Lo table so may convert into sunbed (Fill-in cushion)
- Sunbrella cushions (removable) with foam.
- 500kg davit Full luffing and slewing 12V DC (Optional)
- Two single helm chair with white vinyl
- Stainless Steel sliding hatch from aft deck to fly bridge One piece from Aritex
- 1-1/4" stanchions with suitable gates for optional davit.
- 12 V Cable and FRP support for search light.
- 3 each waterproof AC sockets and 2 each 12V socket at helm
- Custom Stainless Steel support for hardtop
- 6 each Hella LED lights in hard top, radar arch
- Stainless Steel Dinghy Cradle (Optional)
- Search light
- Explorer logo on radar arch
- Radar mast

1. Pilot House

- Complete engine instrumentation and alarms.
- Engine hour meters.
- Bennett trim tabs
- Electric air horn with twin trumpet.
- 2 each DC outlet 12v
- Three electric windshield wipers and washers (double arm wipers) (Exalto) with wiper control box to make wipers intermittent.
- Cummins electronic engine controls.
- Hydraulic steering (Hynautic)
- 12V / 110 V wiring system throughout, switchboard with circuit breakers (BEP AC & DC panel) Volt and Amp meters Panels to be color coded and numbered. Four spare circuit breakers for AC & DC.
- Fixed Clear windows in forward Pilothouse with thickness to meet CE requirements.
- Ritchie 5" Compass

- Navigator helm seat
- Stairway with hand rail down to accommodation.
- Wema fuel and water gauges
- Three Hella LED red light
- Lower helm chair & lower helm dash to be ultra leather, back of the upper console also need to be covered by ultraleather, the two front panels will be done in high gloss teak.
- Solid wood steering wheel (Lower helm, stainless steel flybridge)
- 2 x Opening hatches (Lewmar 10")
- Interior stairs and sliding hatch from pilothouse to Flybridge, fitted with LED lights
- Pilothouse table high glossed with sunburst inlaid design, adjustable pedestal model SADJ15

1. Saloon

- Built in U shaped settee with leather trim on sofas included.
- Insect screens on all opening windows and port holes.
- Special window locks
- Fitted chairs either side of entertainment center on port side and U-sofa with dining table on starboard side
- T.V. antennae outlet to be fitted as required.
- Starboard side cabinet with Manship electric controlled TV lift, 32" TV, sofa both sides are optional. (Buyers choice of layout)
- Saloon TV and TV in master cabin connected to Fusion
- Cabinet for DVD player and DVDS in front of saloon TV
- Teak sole.
- Overhead spot lights to be 12V spot lights by Timage
- Headliner to be removable & attached with Fast Mounts and to be new vinyl white color.
- Standard ceiling treatment in Saloon
- All furniture and bulkheads to be Teak, Walnut, Cherry, or Aframosia (Standard)
- Air-conditioning outlets in GROOVE STYLE in pelmet (Valance)
- AC outlets (5 doubles).
- Prebit wall lights
- Teak handholds on ceiling
- Double wall windows
- Ceiling treatment
- Saloon coffee table with Glass Top Inlay

1. Galley

- Staron, Corian, or equivalent bench top including counter.
- Galley faucet to be Grohe
- Miele electric four burner cooktop
- Miele convection oven
- Double Stainless Steel sink with chopping board
- Under Counter Refrigerator and Freezer
- Drawers and cabinets all flush style.
- Overhead locker for storage cabinet with rounded/curved end.
- Dometic cook hood: CK2000
- Push knobs for all cabinets & drawers.
- Fittings for cups / plates and crockery. Etc.
- 4 double AC outlets – Vimar
- Dishwasher in galley (optional)
- Cabinet at the back of galley bench facing aft, port side and starboard side with glass door.

1. Port Guest Cabin

- Upper and lower berth in port guest cabin (pullman berth for upper)
- Cedar lined hanging locker with automatic light.
- LED rope lights in base of hanging lockers
- Teak sole.
- Two reading lights (Prebit) 12v
- 12V spot lights (timage led).
- Vinyl headliner removable attached with Fast Mounts.
- Mattresses 6” foam fabric covered.
- Push knobs for cabinets and drawers.
- Two double AC outlets.
- Air-conditioning outlet.
- 2 opening port lights with storm cover as per VIP cabin.
- Port Guest Cabin to have recessed shelf with stainless steel rail

1. Forward VIP Cabin

- Island Berth with drawers below.
- Cedar lined hanging locker with LED automatic lights.
- LED rope lights in base of hanging lockers
- Recessed book shelves.
- Teak sole
- Two reading lights (Prebit) 12v
- 12V spot lights (Timage LED).
- Vinyl headliner attached with Fast Mounts.
- Mattress 6" foam and fabric covered.
- Push knobs for cabinets and drawers.
- AC outlets.
- Air-conditioning outlet.
- Ocean air screen for hatch
- 2 opening port lights with storm covers in hull same size as port guest cabin

1. Starboard Guest Head

- All teak with mirrored floating ceiling and 12V light
- Spot lights (Timage LED).
- Shower stall with Bellini shower faucet.
- Safety Glass shower door to be frosted without Logo.
- Staron, Corian, or equivalent counter top with Bellini sink and faucet.
- Whale system fresh water pressure.
- Mirror (beveled).
- Headhunter toilet. Fresh water flush.
- Three way valve for direct overboard discharge, deck pumpout, or to holding tank.
- Exhaust blower
- Push knobs for cabinets and drawers.
- Non-skid fiberglass floor in shower.
- High quality bathroom fittings
- Usable storage cabinet below sink
- Mosaic shower tiles
- 2 opening port lights with storm cover same size as VIP cabin and Port guest cabin

1. Master Cabin (full width)

- Queen bed with four drawers fitted under.
- Mattress 8" thick foam with fabric covering.
- Cedar lined wardrobes with LED automatic light. More wardrobe space in Master Cabin
- LED rope lights in base of hanging lockers
- Teak sole.
- Master cabin ceiling treatment which to be flush with head liner
- 12V spot lights (Timage LED).
- Two reading lights either side of the Island Bed. (Prebit) 12v
- Push knobs for cabinets and drawers.
- Total 4 Large 24X10 Stainless Steel portlights with storm cover
- A/C outlets.
- Air-conditioning outlet.
- Vanity unit
- Mini safe in master cabin - model FDX-A/D-35BL3C
- LED rope lighting in the hanging lockers and under the stairs
- Staron, Corian Granite, or equivalent countertop on the night stands beside master cabin berth

1. Master Ensuite Head

- Teak walls, floating mirrored ceiling with rope lighting.
- Three way valve for direct overboard discharge, or to holding tank or deck pumpout.
- Whale system fresh water pressure system.
- STARON, Corian, or equivalent counter top
- Bellini shower faucet
- 12 V spot lights (Timage LED).
- Headhunter head with fresh water flush and anti-siphon valve .
- Exhaust blower
- Push knobs for cabinets/drawers.
- GFIC 110 V AC outlets.
- Usable storage cabinets
- FRP Shower cubicle

- Two Bellini sink with faucet.
- Quality bathroom fittings
- Mosaic shower tiles
- One sliding door for master bath
- Separate door for toilet in master head
- Cabinet with staron lip at the base of the cabinet, including the mirror

1. Crew Cabin (Optional)

- Watertight transom door from swimming platform and access through aft deck hatch
- Shower with door, head in corner and teak holly floor, Head Door In Crew Cabin to be a frosted glass door
- 2 opening port lights with storm covers (one each on port and starboard side) of same standard size as per VIP and Guest Cabins
- Single bed in crew cabin
- Headhunter head with fresh water flush and anti-siphon valve.
- Shower faucet
- Sink and faucet
- Three way valve for direct overboard discharge or to holding tank or deck pumpout.
- 12 V spot lights (Timage LED).
- Two reading lights
- Washer/dryer in cabinet without door
- Small self contained air conditioning unit in crew cabin, CRUISAIR 6KBTU

1. Engine room / Machinery systems

- Engine underwater exhausts
- FRP diamond plate flooring
- Groco internal raw sea water strainers suitable for engines.
- Engine sea water intake to have change over for emergency bilge pump
- Twin large Racor fuel filters with gauges for main engines with water alarms
- One Racor fuel filter for generator.
- AQUA stainless steel shafts.

- P.Y.I dripless stern glands.
- Flex coupling R&D Marine
- Heavy duty bronze underwater struts with cutlass bearings.
- Propellers 4 bladed. (Hung Sheng C class);CNC Machined (5 Blade Optional)
- Rudders stainless steel blades and shafts with FRP rudder tubes

- FRP wet mufflers.
- Halyard Exhaust temperature alarms
- Hynautic hydraulic steering.
- 12 VDC Engine room blowers & air intake vents X 4. Moisture Eliminators with 2 X fan inlet and 2 X outlet
- Superior engine room sound proofing material -1.5''foam & lead.
- White Pyrotech flame retardant panels to cover all bulkheads and fuel/water tanks.
- Five automatic electric bilge pumps. Engine room bilge pumps high water alarms (RULE).
- Jabsco #29250-0010 manual bilge pump mounted in cockpit
- Stainless steel fuel manifold & fuel return manifold.
- FRP fuel tanks with baffles (to be tested to 5 PSI).
- FRP or S/S water tanks with baffles (to be tested to 5 PSI).
- Sight gauges (Acrylic), and self closing cocks and tank vents fitted to fuel and water tanks.
- Fuel tanks to have cross over valv
- Blue hard plastic for cold fresh water.
- Red hard plastic for hot fresh water.
- White hard plastic for sea water.
- Cummins electronic engine controls.
- Sea cocks on all through hulls below water line (Bronze)
- Double hose clamps on all pipes.
- Pressurized fresh water system (Jabsco with combined pressure tank).
- 2 x 200 amp 12 V AGM battery for generator starting to be housed in FRP box & securely fastened.
- 2 x 200amp 12 V AGM batteries for each engine starting total 4 to be housed in FRP box securely fastened.
- 4 x 200amp 12 V AGM batteries for house to be housed in FRP box & securely fastened.
- 2 x 200amp 12 V AGM battery for bow thruster housed in FRP box & securely fastened.
- Battery disconnect switch (Perko).
- Battery parallel switch to combine house batteries to engine starting batteries.
- Mastervolt 12V/2600-60 charger /inverter
- Mastervolt 12/80-3 charger
- Copper bonding throughout.
- FRP Maintenance free rudder tubes.
- Stainless steel rudder blades.

- FRP muffler for main engines. Adequate size with larger outlet
- Fresh water outlet with hose on forward bulkhead of engine room.
- Tool cabinet (Lazarette).
- Oil drip FRP pan under engines.
- Blue exhaust hose for main engines.
- 12V engine isolation switches (Motorized)
- FRP sewage holding tanks (one black one grey) with macerator pump for dockside or overboard discharge.

- SEALAND SANIGARD HOLDING TANK VENT FILTER, 5/8"
- 6 DC lights in engine room and two DC lights in Lazarette
- All bilge pumps to be hot wired directly to the batteries.
- 12V sump pumps for showers.
- All pipings are to be securely supported and braced to prevent damage by vibration or chafing
- Stainless steel safety guards around both engines.
- Oil Change System; Reverso 12 VDC fitted for both main engines & the Generator.
- Dockside water connection (Par).
- Stainless Steel tank for spare new oil
- Fresh water hose
- Stainless Steel Polished engine beds
- All skin fittings above waterline to be Chrome or Stainless Steel (Shell/Clam type outlet).
- Lazarette to be partitioned with storage lockers and 4 x 12V fans

1. Electrical System

- All wiring to be double insulated and in conduit and numbered on the control panel for wiring.
- 110V AC and 12V VDC cables to have distinctive color code for easy identification & numbered.
- All cables rating are to be in excess of the maximum load current. Isolation switches for all 110 V appliances such as air-conditioning, inverter /charger, battery charger, water heater, etc. GFIC outlets fitted after all 110 V supplies such as shore power, generator, and inverter.
- Four 240 V 50 amp shore power inlets. Shore power indication to show on main electrical panel.
- Electrical panel to have device for interlock between shore supply connection and the generator supply.

- BEP main switch panel.
- Six units reverse cycle marine air-conditioning systems (Dometic).
- 2 X 16.000 BTU for main saloon
- 1X 16.000 BTU for pilothouse
- 1 X 16.000 BTU for master cabin
- 2 X 16.000 BTU for guest cabins
- Optional crew cabin air conditioning 1 X 6000 BTU self contained (7 Total)
- All circuit breakers to be of adequate size for the application.
- The boat shall be grounded throughout including all sea cocks.
- 12V rope lighting around beds & head ceiling, ceiling treatment in saloon & under both sofas & under galley
- 240 Volt 50amp galvanic isolators
- Vimar USB 12V outlets mounted in all 4 cabins, saloon, pilothouse, aft deck and FB. Using Vimar for interior and Blue Sea for exterior
- Install four flood lights, two on transom, two on radar arch

1. Firefighting Equipment

- Manual / Automatic engine room fire fighting system by SEA-FIRE Model FD 700M. including automatic engines, generator and fans shutdown.

1. Miscellaneous

- Zinc anodes on rudders, shafts, transom and trim tabs.
- Emergency tiller provided with mounting location, securely fastened.
- Steering gear compartment to be well ventilated.
- Interlux protect 2000E system with epoxy protection (2 coats).
- International primer and Black anti-fouling (2 coats).
- Black boot stripe 5-6" with 1" gap and then the black anti foul.
- Stainless Steel fender holder for 6 fenders.

All weights & measurements are approximate

The builder reserves the right to change the specification without prior notice

Disclaimer

The Company offers the details of this vessel in good faith but cannot guarantee or warrant the accuracy of this information nor warrant the condition of the vessel. A buyer should instruct his agents, or his surveyors, to investigate such details as the buyer desires validated. This vessel is offered subject to prior sale, price change, or withdrawal without notice.

Исключения


При продаже яхты исключаются личные вещи владельца.

Отказ от ответственности

Компания предоставляет описание судна или яхты добросовестно, но не может гарантировать точность этой информации, а также не ручается за техническое состояние. Покупатель должен проинструктировать своих агентов или оценщиков исследовать представленную информацию более подробно, по собственному желанию. Продажа судна или яхты, изменение цены или снятие с продажи будет происходить без предварительного уведомления.

ФОТОГРАФИИ


**Manufacturer Provided Image:
Explorer Motor Yachts 58 Pilot House**




**Manufacturer Provided Image:
Explorer Motor Yachts 58 Pilot House**




**Manufacturer Provided Image:
Explorer Motor Yachts 58 Pilot House**



**Manufacturer Provided Image:
Explorer Motor Yachts 58 Pilot House
Stern**




**Manufacturer Provided Image:
Explorer Motor Yachts 58 Pilot House
Stern**




**Manufacturer Provided Image:
Explorer Motor Yachts 58 Pilot House
Bow**




**Manufacturer Provided Image:
Explorer Motor Yachts 58 Pilot House**




**Manufacturer Provided Image:
Explorer Motor Yachts 58 Pilot House
Flybridge**




**Manufacturer Provided Image:
Explorer Motor Yachts 58 Pilot House**




**Manufacturer Provided Image:
Explorer Motor Yachts 58 Pilot House**




**Manufacturer Provided Image:
Explorer Motor Yachts 58 Pilot House
Galley**



**Manufacturer Provided Image:
Explorer Motor Yachts 58 Pilot House
Cabin**



Manufacturer Provided Image: Explorer Motor Yachts 58 Pilot House Cabin



КОНТАКТЫ

Андрей Шестаков (Andrey Shestakov) – ведущий яхтенный брокер отдела продаж яхт и судов компании Shestakov Yacht Sales Inc. Официальный представитель Shestakov Yacht Sales Inc. для русскоговорящих клиентов в центральном офисе компании в Майами/Форт Лодердейл/Флорида/США.

Контактная информация

Email: **andrey@shestakovyachtsales.com**

Web: shestakovyachtsales.com

Телефоны

Краснодарский край: **+7(918)465-66-44**

США, Майами, Флорида: **+1(954)274-4435**

Время работы

Понедельник – Суббота: **9:00 - 21:00** EDT

Воскресенье: **Закрето**

Адрес



Harbour Towne Marina, 850 NE 3rd St, STE 213, Dania, FL 33004