

GRUMPY — JOHNSON



Builder: JOHNSON

Year Built: 2004

Model: Motor Yacht

Price: PRICE ON APPLICATION

Location: United States

LOA: 87' 0" (26.52m)

Beam: 23' 6" (7.16m)

Cruise Speed: 14 Kts. (16 MPH)

Max Speed: 18 Kts. (21 MPH)

Our experienced yacht broker, Andrey Shestakov, will help you choose and buy a yacht that best suits your needs **GRUMPY — JOHNSON** from **our catalogue**. Presently, at **Shestakov Yacht Sales Inc.**, we have a wide variety of yachts available on **our sale's list**. We also work in close contact with all the big **yacht manufacturers** from all over the world.

If you would like to buy a yacht **GRUMPY — JOHNSON** or would like help answering any questions concerning purchasing, selling or chartering a yacht, please call **+1(954)274-4435**

TABLE OF CONTENTS

TABLE OF CONTENTS	2
SPECIFICATIONS	5
Basic Information	5
Dimensions	5
Speed, Capacities and Weight	5
Accommodations	5
Hull and Deck Information	5
Engine Information	6
DETAILED INFORMATION	7
87' Johnson Pilothouse Motor Yacht GRUMPY	7
Accommodations	7
Main Salon	7
Dining	7
Galley	7
Master Stateroom	8
VIP Stateroom	8
Starboard Side Guest Suite	8
Port Side Guest Suite	9
Aft Deck	9
Flybridge	9
Flybridge Helm	9
Main Deck Equipment	9
Pilothouse Electronics	10
Crew Quarters	10
Engine Room	11
Exclusions	11
Disclaimer	12
PHOTOS	13

Foredeck	13
Foredeck	13
Sidedeck	13
Aft Deck	13
Salon	13
Salon	13
Day Head	13
Dining Area	13
Galley	14
Electric Panel	14
Pilothouse	14
Pilothouse Helm	14
Pilothouse Helm	14
Flybridge	14
Flybridge Helm	14
Flybridge Helm	14
Flybridge Bar	15
Master Stateroom	15
Master Stateroom	15
Master Stateroom	15
Master His & Her Bath	15
VIP Stateroom	15
VIP Stateroom	15
VIP Stateroom	15
VIP Bath	16
Guest Stateroom - Starboard	16
Guest Bath - Starboard	16
Guest Stateroom - Port	16
Transom - Entrance to Crew Quarters & Engine Room	16

Guest Bath - Port	16
Captain's Cabin	16
Engine Room	16
Tender	17
CONTACTS	18
Contact details	18
Telephones	18
Office hours	18
Address	18

SPECIFICATIONS

Basic Information

Category: Motor Yacht

Sub Category: Pilothouse

Model Year: 2004

Year Built: 2004

Country: United States

Fly Bridge: Yes

Dimensions

LOA: 87' 0" (26.52m)

Beam: 23' 6" (7.16m)

Speed, Capacities and Weight

Cruise Speed: 14 Kts. (16 MPH)

Max Speed: 18 Kts. (21 MPH)

Water Capacity: 350 Gallons

Fuel Capacity: 2900 Gallons

Accommodations

Total Cabins: 4

Sleeps: 8

Captain Cabin: True

Crew Cabin: 2

Crew Berths: 3

Hull and Deck Information

Hull Material: Fiberglass

Hull Configuration: Semi-Displacement

Engine Information

Engines: 2

Manufacturer: MTU

Model: 12V2000

Engine Type: Inboard

Fuel Type: Diesel

DETAILED INFORMATION

87' Johnson Pilothouse Motor Yacht GRUMPY

ESTATE SALE! This four-stateroom 87' Johnson Pilothouse Motor Yacht GRUMPY, with 23-foot beam, has the feel of a much larger yacht due to the wide beam. The on-deck master is a wonderful feature that gives great views through the wide angle 270 degree windows. The VIP stateroom is as large as many master staterooms on similar size yachts, plus there are two other staterooms for guests and two for crew. The gorgeous interior woodwork is high gloss cherry.

Accommodations

This four-stateroom layout includes a stunning forward on deck master, with a 270° forward view, plus 3 additional guest suites, plus crew quarters for Capt, and two crew. All staterooms are in suite, complete with flat-screen TV, separate SAT receivers, stereo systems etc. The VIP stateroom is as large as most master staterooms of a yacht this size, a great feature for family and friends plus a bonus for chartering.

Main Salon

Entrance to the salon is from wide sliding glass and stainless doors from the aft deck, with even more glass above the aft deck cabinets to let in natural light. The room was designed to give a great feeling of space and with such a wide 23'6" beam the room is very large. Couches to both port and starboard plus two occasional chairs forward gives seating for lots of guests. The windows are large for a great view and to let in natural light, but with the covered side decks the drapes can be open more often, without the sun overheating the area. At the aft end of the salon to one side is a television entertainment center and to the other side is a wet bar.

Dining

The dining area is partially separated from the salon by a room divider open to both sides going forward. There is a recently installed sculptured wooden panel to delineate the dining area. The table is glass for easy care and there are chairs for eight. Storage cabinets to the forward side plus to port and starboard gives plenty of room for dishes and tableware. The galley is forward to port with a privacy door.

Galley

The galley is on the main deck on the portside, with its own door to the side deck to

make serving meals on the aft deck or flybridge more convenient. The floor of the galley is in black marble tiles and the counter tops are black and tan granite. The layout has ample counter space for meal preparations for friends and family.

- LG French three door stainless refrigerator
- GE profile full size stainless microwave oven
- Kenmore Elite stainless oven
- Ceramic cook top with four burners
- Bausch Stainless dishwasher
- Trash compactor
- Double stainless sink

Master Stateroom

Walking forward thru the salon on the starboard side you will come into a foyer with granite flooring to port is a day head with a granite counter top sink. Walking forward of the day head, past the raised pilothouse and the stairs to the lower deck, thru a privacy door you will enter one of the main features of this yacht, a split level owner's suite, the size of which is usually found only on much larger vessels. The main deck master enjoys 270° views, from the centerline king master berth. Forward is 42' flat-screen TV that will pop up or lower into a cabinet with your hand remote. The windows are so numerous that the window curtains are motorized with controls at the berth. Below the berth are storage drawers and there are nightstands to both sides of the berth. Custom cabinets port and starboard include a small beverage refrigerator and owner's safe. A settee and desk are built in to the port side with a vanity area to starboard. Forward of the TV on a lift are two sets of stairs to the lower level bathroom, complete with port and starboard, his and hers, cedar lined closets, and a separate center shower stall. The toilet is in a separate enclosure. The two sinks, complete with granite counter tops are on either side of the shower. The floor is marble floor with inlay. A recent custom closet between the staircases adds extra storage.

VIP Stateroom

The VIP stateroom is accessed from a stairway off the pilothouse leading down to a center hall, with the VIP and two other guest staterooms. There is a king size centerline walk around berth with ensuite head. This stateroom is the size of the master stateroom on many other yachts of this length. There is a couch, plus a sit-down vanity, and a wine cooler.

Starboard Side Guest Suite

Full size double berth with built-in desk and cabinets, flat-screen TV, surround sound

and built-in custom ceiling speakers. CD/DVD player. Large cedar lined closet. Full bathroom and separate shower.

Port Side Guest Suite

Two berths, a double and a single for more versatility, custom cabinets and drawers. Built-in flat-screen TV. Separate satellite tuner, private bathroom and shower.

Aft Deck

The teak covered aft deck has ample room for entertaining family and friends. Always one of the most popular spots to gather on board, the deck layout was designed as a great spot for dining or lounging. The high gloss wood table was designed in two sections, open in the center so that guests can easily move in and out of the wrap around "U" shaped bench seating without asking others to slide out of the way. Two storage cabinets with granite counter tops and a sink make good food and drink serving areas. The overhead boat deck extends over the aft bench seat so there is more protection from the sun. Two gates protect guests from the stairways to the swim platform. There is a molded fiberglass stairway with teak steps to the fly bridge and forward access to the bow is easy with covered walk around side decks. Warping winches at the aft cleats make line handling at the dock easier.

Flybridge

The flybridge with fiberglass hardtop is the entertaining center of the boat. Once more because of the wide beam there is more space here than on similar size boats with a narrower beam. Access is from fiberglass molded teak covered steps, from the aft deck, or from inside from the pilothouse. To starboard is a high gloss teak table bench seating plus three teak chairs. Across to the other side is a full bar with three stainless bars tools. The bar has a sink, refrigerator and icemaker.

Flybridge Helm

There are three helm style chairs at the helm so two other guests can have the same forward view as the captain. A full complement of navigation equipment with Garmin GPS, plus with multi-function video monitors.

Main Deck Equipment

- Teak Decks- replaced in 2011

- Dual Maxwell 4000 Hydraulic Windlass
- 185lbs CQR Anchor S/S
- 350 1/2" Chain
- Fresh Water Anchor washdown
- 100 amp forward plug in on bow for Bow in docking
- Aft 100 amp power cord on Glendenning reel retriever
- Fresh water deck wash downs
- Teak swim platform/S/S swim ladder
- Hot / Cold shower
- Eight (8) underwater lights

Pilothouse Electronics

The raised pilothouse has twin Stidd helm seats and great visibility forward and to the sides. There is a table at an "L" shaped bench seat for guests to view the ocean ahead while underway or a place for a quiet lunch. For overnight passagemaking there is a captain's berth.

- On the aft wall is storage for signal flags.
- American Bow Thruster with stern thruster
- Dual ACR remote spotlight controls
- Fuel and water gauges
- Bilge pump control panel with indicators
- ABT/TRAC stabilizer controls
- Dual remote windlass controls
- Digital engine displays
- Rudder angle indicator
- Raymarine Tridata Depth sounder
- Wind speed and direction
- Simrad Autopilot
- Compass
- GPS Plotter with dual display screens with radar
- Icom VHF radio
- Fire alarm monitor panel
- Closed circuit television camera selector

Crew Quarters

Crew quarters can be entered thru a port side aft door, or from a door from the swim platform. The crew area has a "crew mess" complete galley including microwave, refrigerator, and a sit booth style down settee. Two cabins, one for captain double size berth and the other with two bunks for a total of 3 berths. They are separated with a full bathroom and separate shower that both staterooms share. There is also a washer

and dryer and Captain's safe. Aft of the crew area are two storage spaces to port and starboard with a Brownies Dive compressor.

Engine Room

- Twin 1500 HP MTU 10V2000M93 Common Rail
- Blue Line electronic monitoring system
- Twin ZF Gear Box ZF 2050A
- Racor fuel filters Engine/Generators with pressure gauges and alarms
- Hynautic Power steering
- Twin PTO
- TRAC 38 HP Bow and Stern Thrusters
- A.B.T. Stabilizers 6' fins
- Van Cappellen design engine room sound insulation
- Full length S/S overhead grab rails
- DC Dome lights
- Detla "T" blowers and moisture eliminator with LCD screen. Thermostatically controlled
- Two (2) S/S water tanks (396 gal) (150 gal)
- High water bilge alarm
- Dockside fresh water inlet
- CO2 Fire Extinguishing system Sea Fire FM200
- Twin day fuel tanks (port and starboard) with sight gauges
- Forward and Aft fuel tanks Complete fuel cap 3300 gallons Reverso oil change system
- Fuel transfer pump with counter
- Cruise Air chill water A/C system
- 46000BTU units
- 39000BTU units
- 512000BTU units
- 318000BTU units
- 224000BTU units
- Sea Recovery 1400 G.P.D. watermaker/with fresh water flush
- Head Hunter tidal wave sewage treatment system
- 150 Gallon holding tank (main)
- 45 Gallon holding tank (crew)
- 110V Fluorescent lights

Exclusions

Owner's personal belongings.

Disclaimer

The Company offers the details of this vessel or yacht in good faith but cannot guarantee or warrant the accuracy of this information nor warrant the condition of the vessel. A buyer should instruct his representatives, agents, or his surveyors, to investigate such details as the buyer desires validated. This vessel or yacht is offered subject to prior sale, price change, or withdrawal without notice.

PHOTOS

Foredeck



Foredeck



Side Deck



Aft Deck



Salon



Salon



Day Head



Dining Area



Galley



Electric Panel



Pilothouse



Pilothouse Helm



Pilothouse Helm



Flybridge



Flybridge Helm



Flybridge Helm



Flybridge Bar



Master Stateroom



Master Stateroom



Master Stateroom



Master His & Her Bath



VIP Stateroom



VIP Stateroom



VIP Stateroom



VIP Bath



Guest Stateroom - Starboard




Guest Bath - Starboard




Guest Stateroom - Port




Guest Bath - Port




**Transom - Entrance to Crew
Quarters & Engine Room**




Captain's Cabin



Engine Room



Tender



CONTACTS

Andrey Shestakov, leading yacht broker of the sales department of Shestakov Yacht Sales Inc. Shestakov Yacht Sales Inc., the official representative of the Miami/Fort Lauderdale FL headquarters.

Contact details

Email: **andrey@shestakovyachtsales.com**

Web: shestakovyachtsales.com/en/

Telephones

USA: **+1(954)274-4435**

Office hours

Monday – Saturday: **9:00 - 21:00** EDT

Sunday: **closed**

Address



Harbour Towne Marina, 850 NE 3rd St, STE 213, Dania, FL 33004