

## OPTETIME — MARLOW



**Builder:** MARLOW

**Year Built:** 2014

**Model:** Cruiser

**Price:** PRICE ON APPLICATION

**Location:** United States

**LOA:** 67' 8" (20.62m)

**Cruise Speed:** 22 Kts. (25 MPH)

**Max Speed:** 25 Kts. (29 MPH)

Our experienced yacht broker, Andrey Shestakov, will help you choose and buy a yacht that best suits your needs **Optetime — MARLOW** from **our catalogue**. Presently, at **Shestakov Yacht Sales Inc.**, we have a wide variety of yachts available on **our sale's list**. We also work in close contact with all the big **yacht manufacturers** from all over the world.

If you would like to buy a yacht **Optetime — MARLOW** or would like help answering any questions concerning purchasing, selling or chartering a yacht, please call **+1(954)274-4435**

# TABLE OF CONTENTS

TABLE OF CONTENTS	2
SPECIFICATIONS	4
Overview	4
Basic Information	4
Dimensions	4
Speed, Capacities and Weight	4
Accommodations	5
Hull and Deck Information	5
Engine Information	5
DETAILED INFORMATION	6
About Marlow Yachts	6
Introduction	6
Salon	7
Galley	7
Pilothouse	8
Electronics	8
Master Stateroom&VIP	8
Engine Room	9
Mechanical	10
Fly Bridge	10
Exclusions	11
Disclaimer	11
Exclusions	11
Disclaimer	12
PHOTOS	13
Salon looking foward	13
Salon (starboard)	13
Salon (Port)	13

---

Salon looking aft	13
Galley	13
Pilothouse	13
Pilothouse looking to Port	13
Pilothouse Helm	14
Master Stateroom to Starboard	14
Master shower	14
VIP stateroom	14
Port Guest Stateroom	14
Desk in Guest Stateroom	14
Flybridge looking foward	14
Flybridge Helm	15
Crew Quarters	15
Engine Room	15
CONTACTS	16
Contact details	16
Telephones	16
Office hours	16
Address	16

# SPECIFICATIONS

---

## Overview

---

“Optetime” was designed with the most popular arrangement in her size range. She offers 3 spacious staterooms with the added benefit of office area in the port guest and spacious crew quarters. Like her smaller and larger sisters in the ever-expanding Marlow Explorer product line, this 58E (Semi-Enclosed) exhibits amazing volume when compared to typical polyester and woven roving construction vessels often built with inferior plywood bulkheads and wood framed bilges. Please understand this is not the Marlow way! Instead, by eliminating wooden supports, bulkheads and framing in favor of resin infused composite construction we have once again been able to bring a yacht to market with 79" of headroom in the main salon and lower accommodations areas, 74" in the engine room and a total height to the top of the hardtop of just 18'6"! “Optetime” was upgraded to have the folding style radar and electronics masts which make her an excellent candidate for the Great Loop. Additionally this low profile makes a far superior sea boat with a drastically lowered center of gravity, while allowing the yacht to slip under many bridges an ordinary yacht in this size range would have to wait for.

## Basic Information

---

**Category:** Cruiser

**Model Year:** 2014

**Year Built:** 2014

**Country:** United States

## Dimensions

---

**LOA:** 67' 8" (20.62m)

**LWL:** 54' 4" (16.56m)

**Clearance:** 18' 6" (5.64m)

## Speed, Capacities and Weight

---

**Cruise Speed:** 22 Kts. (25 MPH)

**Max Speed:** 25 Kts. (29 MPH)

**Displacement:** 69000 Pounds

**Water Capacity:** 300 Gallons

**Holding Tank:** 125 Gallons

**Fuel Capacity:** 1500 Gallons

---

## Accommodations

---

**Total Cabins:** 2

---

## Hull and Deck Information

---

**Hull Material:** Composite

**Interior Designer:** Marlow Design  
Team

---

## Engine Information

---

**Engines:** 1

**Manufacturer:** Caterpillar

**Fuel Type:** Diesel

---

# DETAILED INFORMATION

---

## About Marlow Yachts

---

All Marlow Explorers are limited production yachts built under constant supervision and stringent quality control procedures at the Marlow factory. Very few products in the world undergo the battery of tests, inspections and constant scrutiny designed to make your yachting experience aboard a Marlow Explorer one of ultimate pleasure. The major RIVAT© components are built in only three major molds constituting a marvelous technological advancement that eliminates dozens of potential leaks point and ongoing maintenance with unsightly joint areas. Resin infusion is extensively used everywhere appropriate. The Marlow Explorer exterior finish is among the finest on earth and will look like fine porcelain for years to come. Marlow yachts are designed and built to cross the oceans of the world in comfort and safety while the proprietary Strut Keel© technology allows inland, offshore or island cruising with fully protected running gear. Marlow yachts factory operations are capable of producing various yachts compliant with a variety of standards such as ISO 9001, USCG, ABYC, NMMA, CE, Bureau Veritas, Lloyds Register and other governing societies worldwide.

## Introduction

---

The Marlow Explorer's proprietary and protected Velocijet Strut Keels® are used to great owner benefit allowing excellent propeller protection, maximized thrust and efficiency with reduced drag and down sea tracking that has the industries' experts raving about performance in all sea conditions. Like feathers on an arrow, these twin tails guide and stabilize the yacht making heavy downwind running a delight rather than the all too common white-knuckle experience delivered by other manufacturers. Custom built modified epoxy fiberglass fresh water tanks finished with food grade gelcoat, modified epoxy fiberglass black and gray water tanks and Marlow designed modified epoxy fiberglass self-cleaning fuel tanks (no corrosion with a better engineered design) and the finest fittings available from the premier suppliers around the globe. The 58E series has proven to be, like her Marlow brothers and sisters, a yacht for the ages. It has been said that the Marlow Explorer's old-world wood craftsmanship blended with modern space age construction, components and technology changed the market and Yachting will never be the same. We invite you to come see what everyone is talking about!

The owners of "Optetime" have absolutely loved cruising their 58E-Semi Enclosed Marlow Explorer over the past few years. Unforgettable memories have been made with family and friends all around Florida and at our Marlow Rendezvous. They have had so much cruising fun on the 58E that they have decided to build a larger Marlow Explorer to bring even more friends and family! "Optetime" is in near perfect condition

and is ready to go cruising immediately. She has all the best equipment available and has the best stabilization available with the Naiad fin stabilizer system. She is comfortable at 8-10 knots with trawler like efficiency but will cruise at 21-22 knots all day too. The Marlow Explorer is one of a few yachts in the world that provide the ability to function very efficiently at either speed while delivering a stable and predictable ride.

“Optetime” has a custom layout that provides an aft master stateroom with king size bed, queen VIP forward and a set of stacked bunks with office and built in printer to port. Custom low rise steps inside of the vessel and up to the flybridge make easy navigation for guests of all ages. The crew cabin and engine room are accessed via a private stairwell on the port aft deck.

---

## Salon

---

As you walk in the aft salon, through the large double doors, there is a very comfortable custom built in sofa to Starboard. The Ultraleather sofa is a custom built with lots of storage available below. On the port side there are two comfortable custom chairs with a free floating end table between. The TV is on the forward end of the room with sliding tambour doors and is completely out of sight when not in use. There is a generous size coffee table with storage underneath. There is subzero beverage center and stone topped bar area forward by the stairs to the Galley. Upgraded TV and stereo equipment make for the best movie nights at any anchorage around the world.

Built in Settee • Adjustable helm chair with table • SubZero beverage center with bar area • Large LED TV • Upgraded Denon stereo package.

---

## Galley

---

“Optetime” was designed with the most popular arrangement in her size range. She offers 3 spacious staterooms with the added benefit of office area in the port guest and spacious crew quarters. Like her smaller and larger sisters in the ever-expanding Marlow Explorer product line, this 58E (Semi-Enclosed) exhibits amazing volume when compared to typical polyester and woven roving construction vessels often built with inferior plywood bulkheads and wood framed bilges. Please understand this is not the Marlow way! Instead, by eliminating wooden supports, bulkheads and framing in favor of resin infused composite construction we have once again been able to bring a yacht to market with 79" of headroom in the main salon and lower accommodations areas, 74" in the engine room and a total height to the top of the hardtop of just 18'6"! “Optetime” was upgraded to have the folding style radar and electronics masts which make her an excellent candidate for the Great Loop. Additionally this low profile makes a far superior sea boat with a drastically lowered center of gravity, while allowing the yacht to slip under many bridges an ordinary yacht in this size range would have to wait for.

---

## Pilothouse

---

The pilothouse is very well equipped with numerous redundant equipment and Garmin electronics. The port helm table is a beautiful satin teak with a bull nose edge. The comfortable settee to port and a perfect companion area, breakfast or dining area and comfortable seating or napping area while underway.

The lower helm is a great protected place to operate the vessel from. You are high enough (fully adjustable helm chair) and far enough forward to easily see all of the crab pots and it is always a nice day in the climate-controlled pilothouse. There is a full set of navigation electronics with built in redundancy in front of the beautiful teak and ebony wheel.

The main ships monitoring systems are all clearly visible and easy to reach overhead. All key equipment, tanks and battery banks are monitored from here. The fin stabilizer controls and Inverter main panel is conveniently located here as well. There is a very handy graphic outline of the Marlow Explorer with indicator lights built in and numbered to show bilge pumps, water pumps, nav lights and warnings for high exhaust temperature or high water. This panel also has the breakers and rocker switches for the navigation equipment, nav lights, bilge pumps etc.

---

## Electronics

---

Upper and lower helm stations have Garmin touchscreen displays. The components are networked and either station has all the functions. The major components are listed below.

- Garmin 7215 Chartplotters with wireless remote control
- Garmin 6KW Radar with 6' open array
- Simrad AP70 autopilot with wireless remote
- Icom M604 VHF Radios with command mic
- AIS
- Camera system with integrated alarmed, monitored wireless GOST security system
- GXM51 XM Satellite Weather
- KVH Trackvision HD7 Sat TV
- WIFI Extender
- Depth Sounder
- Maxwell AA710 wireless remote chain counter
- Upgraded Wireless Yacht Controller
- Joystick control
- Upgraded JL Audio speaker package with Poly Planer Stereo
- Upgraded Samsung TV and Denon stereo system surround sound and subwoofer in salon
- FLIR Night vision camera
- Garmin 6KW Radar with 6' open array
- Garmin autopilot
- Garmin VHF Radios
- Garmin AIS
- Camera system with cameras in engine room and cockpit
- Satellite Weather
- KVH Trackvision HD7
- WIFI Extender
- Cell Booster
- Depth Sounder
- Wireless Yacht Controller

---

## Master Stateroom&VIP

---

Master Stateroom- The interior of the Master stateroom is finished in beautiful satin



teak. The Master stateroom bed is a center line queen with nightstands and storage drawers on either side. The master is to Port. In the stateroom there are hanging lockers and storage drawers that are large enough for extended cruising. The TV is forward and there is a digital safe.

VIP- The VIP is a walk around queen. Under the berth there are several deep storage drawers. There is a large cedar lined hanging locker on the port and starboard side. Overhead there are two opening hatches with blackout and bug screens. There is a TV on the aft wall . The room is finished in satin teak with high gloss teak and holly floors.

---

## Engine Room

---

The Engine Room is beautifully laid out, equipment is accessible and everything is clean. The bilges are painted and look bright white and the space is well lit. Four 24Volt DC fans circulate air in and out when needed.

The 1500 Gallon fuel tank is in the forward bulkhead. The tank is custom built with epoxy fiberglass and is shaped to use all possible space maximizing capacity. There is a spring loaded Bronze shutoff valve that can be closed from the side deck in an emergency. All fuel supply lines are stainless steel wherever possible. At the center of the tank there is a glass sight glass marked off in gallons.

The Caterpillar C-18'S are rated at 1,015 HP each and have 550 hours on them. The engines sit on composite stringers made from Carbon Fiber. The CAT Engines have the Advantage warranty and is transferable to the new owner. The ZF Transmissions connect to the fluid filled shaft system through an intermediate shaft with two sets of U Joints, increasing efficiency and eliminating alignment issues. This system also eliminates the need for a conventional salt water cooled shaft seal, eliminating all salt water from the drive line as the shaft is fully enclosed in a tube full of synthetic lubrication oil. This system also replaces the conventional cutlass bearing with ball bearings for a smoother and more efficient operation for years to come.

The twin 21.5 KW Onan Generators each have 450 hours. The generators are sized to run all the systems on the boat and again offer redundancy. On the aft wall there is a 3.5KW Outback inverter and 12 and 24 volt battery chargers. The inverter will run all the refrigeration and many of the other other systems for the day, eliminating the need to run the generator as often in cooler climates.

To Starboard you will find two large Marine Air Chillers. The Chilled water AC system is much more robust than conventional DX systems often used and offers complete redundancy in your primary heating and cooling system.

• Caterpillar C-18's @1,015 HP • Twin Onan 21.5 KW generators • 950GPD Watermaker • 3,500 Watt Outback Inverter • 24 Volt Battery Charger • 12 Volt Battery Charger • 24VDC to 12VDC Converter • Upgraded Marine Air Chilled Water Air

Conditioning System • Oil Filled Shaft System • Upgraded 1,000lb davit (full hydraulic positioning & rotation – telescoping) • Upgraded Naiad model 252 fin stabilizers • Upgraded folding radar and electronics masts (Yacht is Great Loop ready!).

## Mechanical

---

- Electrical bonding system • 3.5KW Outback inverter • Battery parallel switches • Upgraded AGM Batteries • 2 x 200AH batteries for engines, 1 200AH for generator, 4 200AH for House Inverter and CAT engine warranty 2 X200AH bow and stern thruster batteries (each) • 15 HP bow and stern thrusters • Morse electronic controls • 110 Volt and 220 Volt house systems • upgraded overhead lighting with dimmers • AC/DC distribution panel with magnetic circuit breakers • Voltage meter for all battery banks • Upgraded to 4 Glendinning cable masters (2 aft and 2 forward) • Upgraded to two 21.5kw Onan Generator with 450 hours each (one genset will run the entire vessel) • Underwater lighting

## Fly Bridge

---

Flybridge- The semi- enclosed flybridge is an excellent place for cruising and entertaining guests. The twin Stidd helm chairs are very comfortable and fully adjustable. The upgraded electronics package has all of the key equipment one would want for extended cruising. Upgraded bow seating forward with protected Portuguese bridge walkaround • Upgraded exterior oval Stainless Steel hand rails • Beautifully painted Oyster White hull

The CAT electronic display is immediately forward of the large stainless steel helm wheel. The console also has multi-function displays for wind direction, water depth, and boat speed. The VHF and the yachts intercom phone are within easy reach. The semi-enclosed flybridge is protected by a full factory forward windshield and fiberglass hardtop. The flybridge has a four-sided poly carbonate enclosure and air conditioning. The flybridge is accessible by stairs from inside the pilothouse and from outside from the cockpit. There is comfortable seating aft of the helm chairs and a large table perfect for dining. There is a sink, refrigerator with ice maker and plenty of storage as well as an electric grill, davit and dinghy.

- Twin Stidd Helm Chairs • Garmin 16: touchscreens • Garmin autopilot • Garmin VHF Radios • Garmin AIS • Camera system with cameras in engine room and cockpit • Satellite Weather • Refrigerator with ice maker • Large seating area with FRP table • Factory Hardtop with semi enclosed package that includes opening forward window • Extended flybridge hardtop • Extended boat deck hardtop • Stainless Steel Sink • Under seat storage with drain mats • Electric grill • Four-sided flybridge enclosure • Yacht controller wireless remote control for engines and bow and stern thruster and joystick control •

Crew Cabin- Even if you are not sure you want crew in the future you will find that the spacious airconditioned crew cabin and engine room provides great storage and work space and on those family gatherings no one will feel slighted staying in this first-class crew space. With the extended cruising range of this Marlow Explorer you may want to venture further offshore, possibly for days at a time... Envision yourself passage making to the exotic destination of your dreams, while the 58 Marlow is easy to handle with only two aboard you may like the idea of taking extra friends or "crew" for the longer passages, in this case the 3 staterooms with crew is a very nice to have feature.

The Crew Cabin has its own easy to navigate entrance accessed from the aft port deck so the captain or crew can easily perform engine room checks while underway. There are two nice beds, large head and shower, TV, ample storage, and a refrigerator and microwave.

Dinghy- Mercury 350 RIB dingy with 40HP Mercury outboard with removable dinghy chocks mounted on the upper aft deck.

---

## Exclusions

---

Exclusions- All owner personal items. Salon- Four pieces of art (Dolphins, glass rays, turtles and coral), Driftwood candle holder and candles, Three pieces of art on counter below TV, book ends, books and magazines. Galley- Artistic seahorse paper tower holder, dishes, glasses, utensils and wooden turtle bowl. Pilot house- Rope/glass candle holder, decorative throw pillows on settee. Master Stateroom- Glass shell art on starboard counter, wall hanging art to starboard, large blue box between windows. Port stateroom- Clock and blue box on desk. Extra gear lines in lazarette.

---

## Disclaimer

---

The Company offers the details of this vessel in good faith but cannot guarantee or warrant the accuracy of this information nor warrant the condition of the vessel. A buyer should instruct his agents, or his surveyors, to investigate such details as the buyer desires validated. This vessel is offered subject to prior sale, price change, or withdrawal without notice. Fuel and water capacities may be affected by layout or mechanical changes. In a continuing quest to improve its products Marlow Yachts Limited, Inc., and/or its subsidiaries and affiliates, reserve the rights to alter specifications and standards without notice to any party without obligation.

---

## Exclusions

---

Owner's personal belongings.

## Disclaimer



---

The Company offers the details of this vessel or yacht in good faith but cannot guarantee or warrant the accuracy of this information nor warrant the condition of the vessel. A buyer should instruct his representatives, agents, or his surveyors, to investigate such details as the buyer desires validated. This vessel or yacht is offered subject to prior sale, price change, or withdrawal without notice.


# PHOTOS

---


**Salon looking foward**




**Salon (starboard)**



**Salon (Port)**




**Salon looking aft**



**Galley**




**Pilothouse**




**Pilothouse looking to Port**




**Pilothouse Helm**




**Master Stateroom to Starboard**




**Master shower**




**VIP stateroom**



**Port Guest Stateroom**



**Desk in Guest Stateroom**



**Flybridge looking foward**




### Flybridge Helm



### Crew Quarters



### Engine Room



# CONTACTS

---

Andrey Shestakov, leading yacht broker of the sales department of Shestakov Yacht Sales Inc. Shestakov Yacht Sales Inc., the official representative of the Miami/Fort Lauderdale FL headquarters.

## Contact details

---

Email: **andrey@shestakovyachtsales.com**

Web: [shestakovyachtsales.com/en/](https://shestakovyachtsales.com/en/)

## Telephones

---

USA: **+1(954)274-4435**

## Office hours

---

Monday – Saturday: **9:00 - 21:00** EDT

Sunday: **closed**

## Address

---



Harbour Towne Marina, 850 NE 3rd St, STE 213, Dania, FL 33004