

BOXER — WESTPORT



Builder: WESTPORT

Year Built: 2010

Model: Motor Yacht

Price: PRICE ON APPLICATION

Location: United States

LOA: 112' 0" (34.14m)

Beam: 23' 6" (7.16m)

Max Draft: 5' 6" (1.68m)

Cruise Speed: 21 Kts. (24 MPH)

Max Speed: 24 Kts. (28 MPH)

Our experienced yacht broker, Andrey Shestakov, will help you choose and buy a yacht that best suits your needs **BOXER — WESTPORT** from **our catalogue**. Presently, at **Shestakov Yacht Sales Inc.**, we have a wide variety of yachts available on **our sale's list**. We also work in close contact with all the big **yacht manufacturers** from all over the world.

If you would like to buy a yacht **BOXER — WESTPORT** or would like help answering any questions concerning purchasing, selling or chartering a yacht, please call **+1(954)274-4435**

TABLE OF CONTENTS

TABLE OF CONTENTS	2
SPECIFICATIONS	6
Overview	6
Basic Information	6
Dimensions	6
Speed, Capacities and Weight	6
Accommodations	7
Hull and Deck Information	7
Engine Information	7
DETAILED INFORMATION	8
Overview & Recent Upgrades	8
Aft Deck	9
Salon	9
Dining	10
Foyer / Main Entrance	10
Day Head	10
Entry Foyer (Port Side)	10
Galley	11
Dinette	11
Pilothouse	11
Master Stateroom	12
Master Head	13
VIP Stateroom / Forward	13
VIP Head	13
Guest Staterooms	13
Guest Heads	13
Captain's Quarters	14
Crew Quarters	14

Deck Arrangement & Equipment	15
Flybridge	16
Miscellaneous Equipment	17
Engine Room / Equipment	18
Exclusions	20
Exclusions	20
Disclaimer	20
PHOTOS	21
Aft Deck	21
Aft Deck	21
Aft Deck	21
Aft Deck	21
Salon	21
Salon	21
Salon	21
Salon	21
Dining	22
Dining	22
Dining	22
Dining	22
Day Head	22
Galley	22
Galley	22
Galley	22
Dinette	23
Dinette	23
Pilothouse	23
Pilothouse / Helm	23
Pilothouse / Desk	23

Pilothouse / Settee	23
Master Stateroom	23
Master Stateroom	23
Master Stateroom	24
Master Stateroom	24
Master Head	24
Master Head	24
Master Head	24
Master Head	24
Guest Stateroom / Forward	24
Guest Head / Forward	24
Guest Stateroom / Port	25
Lower Foyer	25
Guest Head / Port	25
Guest Stateroom / Starboard	25
Guest Stateroom / Starboard	25
Guest Stateroom / Starboard	25
Guest Head / Starboard	25
Utility Room	25
Crew Quarters	26
Crew Quarters	26
Crew Quarters	26
Bow	26
Bow / Keyhole Seating	26
Boat Deck	26
Boat Deck / Jacuzzi	26
Flybridge	26
Flybridge	27
Flybridge / Helm	27

Helm	27
Flybridge / Seating	27
Flybridge / Bar	27
Boat Deck	27
Walk-Around Deck	27
Walk-Around Deck	27
Engine Room	28
Engine Room	28
Engine Room	28
Engine Room	28
General Arrangement	28
CONTACTS	29
Contact details	29
Telephones	29
Office hours	29
Address	29

SPECIFICATIONS

Overview

"BOXER" is Hull 40 of the Westport 112 Series. **THIS VESSEL IS ONE OF A KIND! SHE IS LIKE NO OTHER WESTPORT 112!** The Marty Lowe interior surrounds a contemporary Scandinavian inspired style, which creates a sense of space deceptive of her size. Capable of accommodating eight Owners/Guest in four staterooms with en-suite heads, plus Crew Quarters.

Basic Information

Category: Motor Yacht

Sub Category: Raised Pilothouse

Model Year: 2010

Year Built: 2010

Country: United States

Vessel Top: Hardtop

Fly Bridge: Yes

Dimensions

LOA: 112' 0" (34.14m)

Beam: 23' 6" (7.16m)

Max Draft: 5' 6" (1.68m)

Speed, Capacities and Weight

Cruise Speed: 21 Kts. (24 MPH)

Max Speed: 24 Kts. (28 MPH)

Displacement: 275000 Pounds

Water Capacity: 1025 Gallons

Holding Tank: 600 Gallons

Fuel Capacity: 5500 Gallons

Accommodations

Total Cabins: 4

Sleeps: 8

Captain Cabin: True

Crew Cabin: 4

Hull and Deck Information

Hull Material: Fiberglass

Deck Material: Teak

Hull Configuration: Semi-Displacement **Hull Designer:** Jack Sarin

Interior Designer: Marty Lowe

Engine Information

Engines: 2

Manufacturer: MTU

Model: 16V2000 M91

Engine Type: Inboard

Fuel Type: Diesel

DETAILED INFORMATION

Overview & Recent Upgrades

"BOXER" is Hull 40 of the Westport 112 Series. **THIS VESSEL IS ONE OF A KIND! SHE IS LIKE NO OTHER WESTPORT 112!** The Marty Lowe interior surrounds a contemporary Scandinavian inspired style, which creates a sense of space deceptive of her size. Capable of accommodating eight Owners/Guest in four staterooms with en-suite heads, plus Crew Quarters.

- Custom paint (white) on all wood in the interior of the vessel, (except in Pilothouse and Day Head painted grey), steering wheel in Pilothouse kept in Cherry wood, also, the crew areas remain the original wood
- Custom wallpaper throughout boat (exception of Twin Guest Staterooms)
- Custom wood flooring throughout Salon and Galley
- Custom wallpaper in Day Head
- High-gloss Teak tables and pedestals at the Flybridge settee, with removable insert for dining, manually adjustable up & down and in & out
- Headliners throughout Vessel and console trim in Pilothouse
- Fabric headboards in Guest Staterooms & VIP Stateroom
- Reading lamps in Guest Staterooms and Crew Quarters
- All of the hardware on the vessel was changed to polished chrome/stainless steel
- Lighting was changed to LED
- Custom exterior cushions with Sunbrella fabric and pillows, and extra covers
- Salon furniture: Sofa, coffee table, custom game table, (2) swivel upholstered chairs, modern side chair, standing lamps and side tables
- Dining table with eight chairs, with additional (4) chairs
- (3) Bar stools for Galley table
- Wolff Induction stove top and Wolff M Series Gourmet oven
- Galley sink and faucet replaced
- (3) Hoshizaki icemakers (Galley, Aft Deck and Flybridge)
- Freezer in Lazarette
- Custom carpet in guest areas and stairs
- Fabrica carpet in crew area
- Headliner in crew area
- Laminate flooring and painted wood application on stairs to/from Pilothouse
- Custom aft sun shade
- Custom shade side panels on Aft Deck
- Exterior faucets replaced
- Umbrella for forward Keyhole seating area
- Refurbished Teak chairs on Aft Deck
- (1) Intellian HD Receivers,
- (1) Intellian VSAT Broadband

- Sonos Wi-Fi/Hi-Fi System Integrated with Crestron
- Added AIS to electronics
- Televisions: Samsung UHD4K in Galley, Samsung UHD Master Stateroom and Salon
- Denon AVRX3400H in Main/Dining Salon
- Installed Spot Zero Water Purification System
- Installed 4-chiller units and controls
- Upgraded MSD unit
- Aluminum and Teak boarding ladder
- Vanity seats in Master, VIP and Guest Staterooms
- Day head sink, faucet, and mirror
- Art light in Salon
- Light fixture in Utility Room
- Pneumatic pump for Tender refueling station
- Engine Room floors, decks (Installed new floor boards with rubber overlay)
- Dayton/Oberdorfer portable lube oil change pump servicing the main engines, generators, and reversing gears
- Marine Nav Computer in Pilothouse

Aft Deck

- Built-in bench seating with upholstered cushions
- High-gloss Teak dining table
- Wet bar with refrigerator, icemaker, storage cabinets & (3) high-back teak bar stools with cushions
- Spiral staircase with Teak steps
- Stainless steel handrails to Boat Deck
- Marquipt 6-step Teak boarding ladder with high-gloss Teak hand rails
- Boarding gates, port & starboard
- Teak decks
- Storage lockers in bulwarks
- Spiral staircase down to Crew Quarters with weather-tight door
- Teaks steps, port & starboard with stainless rails to Swim Platform & Engine Room access
- (4) Removable stainless steel guard rails
- Teak and aluminum boarding ladder
- Overhead flush-mounted lights, marine stereo speakers, and a remote operated closed circuit TV camera in a dome

Salon

The Salon features large fixed windows with electric blinds. Stainless steel framed sliding

glass door with side lights that lead to the main Aft Deck. Salon bar includes a walk-up bar with combo refrigerator/ice maker, stainless round sink and chrome faucet and storage.

- Sofa
- (2) Club chairs
- Coffee table and side tables
- Gaming table with 4 chairs
- Built-in storage cabinets
- Wet bar with sink, and bottle and glass storage
- Samsung LED TV with Crestron Wireless Remote
- Sony Blu-Ray DVD player
- DirecTV Satellite Receiver

Dining

The formal dining area in the main deck salon accommodates eight for dinner and highlights the Designer's use of nautical tones and marine-themed artwork.

- Pedestal mount dining table with 8 chairs
- Serving consoles with storage underneath on either side

Foyer / Main Entrance

This foyer, located on the starboard side features a marble sole and a lockable monitored sliding glass entrance welcomes you aboard, and lead you to the circular stairway up to the Pilothouse; designed with a lit art niche, hanging locker, and an IntelliSea Ship's Monitoring Touchscreen Repeater Display.

Day Head

The Day Head is lined with wallpaper, in a geometric pattern, finished with a marble counter top with a new timber-effect sink and a new circular mirror over the sink.

Entry Foyer (Port Side)

Off the main Salon forward is a second entrance with marble sole, sliding lockable monitored door, and a curved companionway down to the lower Guest Staterooms. Included is a Laundry Room and stewardess area with built-in cabinets and storage drawers, U-Line under-counter wine cooler, Sub-Zero under-counter refrigerator, Miele laundry machines and entry into the electronics at the Doghouse.

Galley

Her pale woodwork and marble worktops brings a modern feel to Boxer's country kitchen-style galley, while retaining the built-in television and raised Dinette.

- Large fixed windows, fitted with electric blinds
- Island
- L-shaped countertop
- Newly refinished wood cabinets and drawer
- Dual stainless steel under-mount sink includes filtered water and Insta-Hot
- Wolff induction stove top (New)
- Wolff M Series Gourmet oven (New)
- General Electric microwave convection oven and vent fan
- Sub-Zero Side-by-Side refrigerator/freezer
- Sub-Zero freezer drawers
- Miele under-counter dishwasher
- Hoshizaki under-counter bin-type icemaker with top hat cubes
- Drain Macerator

Dinette

The Dinette has an L-shaped upholstered settee, large granite top table on stainless steel pedestal, (3) movable bar stools, large storage cabinets. A curved companionway leads down to the VIP Stateroom.

Pilothouse

The Raised Pilothouse is accessed from the starboard Foyer via a curved companionway and features large fixed windows, a 3-panel windshield forward, and helm console with upholstered adjustable Crown Limited chair on stainless steel pedestal. The Pilothouse also features an L-shaped lounge with table on pedestal mount, storage cabinets, navigation desk with chair and companionway up to Flybridge and Boat Deck (lockable monitored hatch). Adjacent to the helm is a television flush-mounted on an electric lift with overhead stereo speakers.

Electronics, Navigation, Monitoring, And Communication Equipment:

- Dash-mount Crestron control
- (2) ICOM DSC VHF's
- (2) Furuno GPS Navigators
- (3) Versa Point RF wireless keyboard for the Transas system
- NEC Accu Sync closed circuit TV system display
- Elbex video switcher

- Leviathan Transas computer
- NEW Marine Nav computer for Nobeltec Plotter
- (2) Furuno 120m color radars with NEC Multi-Sync
- (2) Sturdy/MTU main engine electronic displays
- Simrad model #AP50 autopilot
- Jastram rudder order indicator
- Jastram rudder angle indicator
- Bow thruster jog lever
- Jog steering lever
- Station select panel for the steering selector for manual, power, and autopilot
- Main engine start/stops
- Ritchie magnetic compass
- Horn control
- MTU Electronic engine controls
- Exalto windshield washer control
- Carlisle and Finch remote searchlight control
- NEC Multi-Sync Plotter display
- B & G H3000 LCD navigation display
- Naiad MultiSea II stabilizer System user interface panel and display
- Accusync 52X Intellisearch ship's monitoring system display with Logitech K400 wireless keyboard
- Furuno dual frequency color video sounder
- Ship's computer with NEC Accusync 52V display
- Logitech K400 wireless keyboard and mouse
- Hewlett Packard Multi-function printer
- Panasonic multi-function ship's telephone
- ICOM HF Marine Transceiver
- Matched set of Weems and Plath ship's barometer/chronometer

Master Stateroom

The star of the show is the Master Stateroom, which has been given a bold new striped carpet. Features a king size berth with a large mirrored panel above the rectangular headboard; and is equipped with two nightstands and reading lamps.

- Samsung TV with a Crestron wireless remote
- Samsung Blu-Ray DVD player
- DirecTV satellite receiver
- Surround Sound Receiver
- Built-in chest of drawers
- Settee on the port side
- Large walk-in cedar-lined closet
- Personal safe

Master Head

The Master Head is divided by an Onyx encased walk-in shower with bench seat and dual shower heads. The head compartment has his and hers toilets and a linen storage locker. There are matching Onyx countertops for the his and hers vanities with under-mount ceramic sinks, large mirrored medicine cabinets with mirrored panels and opening port lights.

VIP Stateroom / Forward

Accessed by a set of curved stairs from the Galley area, you will find the forward VIP Stateroom with full-size berth. Overhead is a custom back-lit wood Soffit with removable panels, provides access to a removable escape hatch to the Fore Deck.

- Built-in chest of drawers
- Vanity desk with flip-up makeup mirror and drawers
- Large cedar-lined walk-in closet with storage and shelves
- Personal safe
- 27" LG flat screen TV
- Overhead speakers with Crestron wireless remote control interfaced to the DirecTV system

VIP Head

The VIP Head features a marble countertop vanity with under-mount sink, mirrored medicine cabinet. The shower is enclosed, for storage there is a linen locker.

Guest Staterooms

The aft port and starboard Guest Staterooms are nearly identical. Each has lower single berths with inboard ceiling supported bunk beds and storage drawers under the bunks (for a total of 3 twin sized beds each). Nightstands sit between the berths, equipped with reading lamps and opening port lights.

- Flat Screen TV's
- Samsung Blu-Ray Players
- Crestron wireless remotes
- Cedar-lined hanging lockers

Guest Heads

Both en-suite heads feature a stone countertop, vanity with under-mount ceramic sink, mirrored bulkhead, enclosed shower and toilet.

Captain's Quarters

- Twin size bed with built-in nightstands
- Desk
- Storage drawers
- Hanging locker
- Flat Screen TV with Samsung DVD Player
- Furuno Depth Sounder

Captain's Head:

- Private head with toilet, vanity sink, and stall shower

Crew Quarters

The Crew accommodations are accessible via the Companionway from the Aft Deck and secondary access in the transom to the Lazarette.

- (2) Glendenning Shore Power cord reels with bins
- Incoming Shore Power selector panel with shore power #1 and #2
- Isolation breakers, and selector switches for 208/240 or 480volt AC power
- Haldex Barnes 1hp AC Electrohydraulic power pack for the Passerelle with drip tray and solenoid block
- 110volt AC outlets
- Under-counter Freezer
- Georator UPS back-up power supply for Audio/Visual entertainment systems
- A crew central passageway leads to the Engine Room. The Crew passageway has an IntelliSea Ship's
- Monitoring System touchscreen display
- Delta T Systems Engine Room Ventilation System control and display, and the ship's main electrical switchboard
- Located below the switchboard are the Miele Professional washer & dryer

Crew Staterooms:

- Upper/lower single berths
- Stall shower, and head compartment with toilet, sink, and medicine cabinet
- Flat screen TV and a Samsung DVD Player and s Panasonic telephone is mounted in the bulkhead
- Small prep area with polished stone countertop, stainless steel sink, storage, and

Sub-Zero stainless steel refrigerator, all accompanied by a Panasonic phone and a flat screen TV

- Opening port light
- (3) Heads for Crew

Deck Arrangement & Equipment

- LED Deck level lights around the perimeter
- Built-in elevated platform bench seat with cushions and storage underneath
- Windlass tethered remote junction box with (2) Maxwell windlass tethered remotes and potable water wash-down bib piping with hose storage
- Vertical anchor windlasses
- Built-in circular seating area with cushions
- Emergency escape hatch with painted non-skid finish from the VIP Stateroom
- Bosun's locker with hatch
- Umbrella Socket
- Painted non-skid decks
- Closed circuit television cameras in domes overhead aft port and starboard (Aft Deck & Midship only)
- Potable water fill
- Single part inward swinging boarding gates
- Storage chocks and a cover for a 7-tread sea stair with handrails
- Harken sail tracks with cars fitted in the overhang for harness and safety lines
- Folding fender and Tender cleats with stainless steel half round chafe bar protection
- Catwalks fitted with diesel fuel fills and an oil fill
- Starboard side catwalk has a waste pump out fitting
- Storage built into the bulwarks port and starboard
- Built-in bench seat with a large table with varnished Teak top with (6) deck chairs
- Transom steps are finished in Teak overlay
- Deck level lights and stainless steel handrails
- Teak overlay decks of the Swim Platform protected via stainless steel removable hoop type handrails
- Swim Platform corners have stainless steel flat top tender cleats, and flush sockets for a removable swim ladder
- Port and starboard on the transom are line handling stations with lockers above
- Maxwell 3500 DC electric vertical warping windlasses with flush-mounted switches
- Bolted stainless steel cleat with stainless steel fairleads
- Transom lockers have (2) Glendenning Cablemaster 100amp shore cord retrieval systems, potable water wash-down quick connection and hand shower located starboard
- Centerline in the deck is a flush lift up hatch accessing the Tender refueling station with a Pneumatic pump (NEW)

- Transom Pantographic door to the Lazarette, crew accommodations, and Engine Room
- Centerline is a fully instrumented helm with stainless steel Destroyer type wheel and Crown Limited helm and companion chair on stainless steel pedestal mounts
- Forward to port is a monitored hatch down to the Pilothouse
- Port and starboard are wing stations with fiberglass hinged covers
- Overhead are flush-mounted lights and marine stereo speakers
- Deck level lights, additional speakers, and scupper drains with stainless steel grates
- Port and starboard wing station overhang Nav lights
- L-shaped seating areas with cushions, covers, and storage underneath
- (2) Pedestal mounted cocktail tables with a varnished Teak tops
- Bar has a varnished Teak top and stone top with (4) pedestal mounted stools, under-mount stainless steel sink
- Dual Gaggenau electric barbecue grills with hinged covers
- Engel chest freezer
- Sun pad with cushion and cover
- Hot tub spa with cushion top, cover, and storage underneath
- Removable aluminum Freeman hatch to a make-up air handler room with (6) Marine Air Handler units and return air ducting
- Nautical Structures Boat Deck 2500 Series Davit

Flybridge

- Hardtop
- (2) Furuno Marine Radar Antenna units (RCV 014 120 Mile)
- Kahlenberg Triple Ship's horn
- Carlisle and Finch Remote Searchlight
- Aluminum mast with steaming light and Airmar weather station
- (2) Furuno antenna units
- (2) Aft facing Flood lights & running light
- (2) SAT Domes
- Whip antennas
- (2) Nauticomp 17" Navigation repeater screens
- (2) Furuno Marine Antenna arrays
- (2) MTU Sturdy electronic main engine displays
- Dash mount track ball pointing device
- Station select and steering mode panel
- Simrad model #AP50 autopilot head unit
- Furuno radar remote user interface panel with track ball
- B & G LCD Navigation Display
- ICOM Command Mic III VHF remote microphone
- Main engine remote start/stops

- (2) Helm chairs
- Horn control
- Jog steering control
- Bow thruster control
- Jastram rudder order indicator
- Jastram rudder angle indicator
- MTU electronic main engine controls
- Carlisle & Finch remote searchlight control
- Tender - Nautica 2010 14'1"

Miscellaneous Equipment

Passerelle: The Passerelle is Nautical Structures with hydraulic power pack located on the port side of the Lazarette and fitted with a telescoping extension which extends approximately 8 ft. over the Swim Platform. There are controls port side in the bulwarks, and removable stainless steel handrails

Ground Tackle:

- (2) 300Lb. polished stainless steel Poole type navy stockless anchors on polished stainless steel anchor plates, housed in fiberglass hawse pipes with potable water chain, fitted in each hawse pipe
- Swivel shackled to the port anchor there is 300' of 5/8" G40 galvanized steel anchor chain
- To starboard there is 250' of 5/8" G40 galvanized steel anchor chain
- The anchors are hauled by a pair of Maxwell Hydraulic anchor Windlasses with Hydraulic Power provided via hydraulic pumps PTO driven off either of the Generators
- The Windlasses are in a vertical arrangement with gypsies and capstans with band brakes, clutches, stripping bars, riding pawls, and proper devil's claws. Each is through-bolted on heavy stainless steel pads and wells with drains through the hawse pipes
- The windlasses are operated via dedicated tethered controls with junction plugs located in the Fore Deck seat locker
- Both anchor chains lead to separate chain bins located below Fore Deck

Tankage:

- In addition to carrying 5,500 gallons of diesel fuel in three welded aluminum tanks, she has a single 100gal. drop-in aluminum gasoline tank with dedicated pneumatic pump, hose, and tender refueling nozzle

Wing Stations:

- Jastram rudder angle indicator
- MTU Electronic main engine controls

- Bow thruster control
- Jog steering control
- Main engine start/stops

Engine Room / Equipment

- (2) DDC/MTU 16V2000M91 turbo charged freshwater cooled marine diesel engines (1850 hours)
- (2) Twin Disc model marine reversing gears
- (2) Northern Lights 65kW diesel electric generators
- Dometic Marine 20 Ton Air Conditioning
- (2) Scot 1.5hp AC electric chill water pumps
- Chill water loop makeup water connection with pressure regulator and backflow preventer
- (2) 1hp AC electric raw water cooling pumps (new)
- Dometic Marine Air Tempered Water Logic Control user interface panel with LCD display
- (2) MP Pumps Flomax 1½hp AC electric main bilge pumps with control switches and bilge suction manifold for the forward Guest, bow thruster, Master, mid Guest, Engine Room, Lazarette, and Crew Quarters
- (1) Mini Headhunter Aquabox
- (1) Headhunter Mach 5
- Headhunter Excalibur 24 volt back-up potable pump
- (2) Aqua Whisper Reverse Osmosis water makers
- (2) Headhunter Mach 5 230volt AC, 60 Hz, single phase main potable water system pumps
- Headhunter XCaliber 24volt DC back-up potable water system pump
- UV sterilizer for the potable water system
- Jastram 30gallon welded hydraulic steering system reservoir with PTO pumps duplex stacked off the stabilizer pump PTO's on the main engines
- Bow thruster and anchor windlass central hydraulic system reservoir with external filter and (2) raw water coolers
- Naiad Roll Stabilization Unit consisting of Reservoir fluid conditioner with cooler and inline filter
- Stabilizer hydraulic pumps, each PTO driven off each main engine 353 Hydraulic stabilizer fin head actuators, each located port and starboard forward in the Engine Room
- SenDure type cooler inboard of the port main engine for the stabilizer PTO pump case drains with flow indicator paddle wheel
- Delta T Systems pressure and temperature compensating engine room ventilation automatic/manual system consists of Delta T Systems 24", single phase, 60cycle AC electric ducted inline vane axial engine room intake fan on a Yaskawa intake, variable frequency drive and fit with a fire dampener fit into the engine room fixed

Fire Suppression System

- Delta T Systems 18" 115/230 volt, single phase, 60-cycle AC Electric ducted vane axial Engine Room exhaust fan on variable frequency drive with a fire dampener connected to the Engine Room fixed Fire Suppression System
- Delta T Systems touchscreen control panel located in the crew area
- Alfa Laval Fuel Polishing System
- Headhunter Tidal Wave U.S. Coast Guard certified Type II marine sanitation device rated at 1,200 gals. per day
- Headhunter Mako sewage transfer pump and discharge pumps
- Grundfos AC electric hot water circulating pump
- Newmar main engine battery charger
- Newmar 12volt
- DC generator battery bank charger
- Newmar 24volt DC house battery bank charger
- Newmar 12volt DC house battery bank charger
- ASEA Shore power converter system
- SpeedAire single stage air compressor with a 20 gal. air receiver tank
- Workbench with built-in tool chest and cast iron vise
- Bulkhead mounted storage cabinets
- Closed circuit television camera
- Dayton/Oberdorfer portable lube oil change pump NEW with hose set and quick connect fittings servicing the main engines, generators, and reversing gears
- Emergency Bilge Pumping System seawater priming valve to the bilge pump suctions
- Davco SeaPro duplex main engine fuel filters
- 24volt DC main engine fuel priming pumps
- Fuel day tank crossover line with isolation valves
- (3) Fuel tank sight gauges
- (2) ½hp AC electric watermaker low pressure feed pumps
- Watermaker system raw water feed pre-filters and oil separators
- DC Electric generator with (2) fuel priming pumps
- Center fuel tank crossover valve
- 60 Gal. clean lube oil storage tank
- 60 Gal. dirty lube oil storage tank
- (2) 12volt DC generator start batteries
- 12volt DC house battery bank
- 24volt DC house battery bank
- 24volt DC main engine start battery banks
- Battery selector disconnect switches
- Battery selector disconnect switch for the port and starboard main engines
- (3) BUSS DC System sub panel feed DC overcurrent protection devices
- Capstan reset protection devices
- Reset breakers for the port and starboard main engines
- Bilge high water alarm float switches

- AC LED and DC lighting
- Wood panels with rubber overlay laid, on top of bolted aluminum deck supports new wood flooring and rubber overlay
- Insulation behind powder coated perforated aluminum sheathing
- Bilges are fully painted throughout
- Bolted stainless steel handrails between the engines
- Fire Suppression System Kidde FM200 fixed Fire Suppression System with bottle. There is a cable pull for the system located on the side of the main electrical panel forward in the Crew accommodations

Exclusions

"**BOXER**" is a registered name and does not convey. Exclusions are to include but are not limited to, all owner's personal items and Art work. A detailed list of exclusions will be provided at the time of sale, upon written request. The Seller will remove name boards and repair mounting holes at the time of sale.

Exclusions


Owner's personal belongings.

Disclaimer

The Company offers the details of this vessel or yacht in good faith but cannot guarantee or warrant the accuracy of this information nor warrant the condition of the vessel. A buyer should instruct his representatives, agents, or his surveyors, to investigate such details as the buyer desires validated. This vessel or yacht is offered subject to prior sale, price change, or withdrawal without notice.

PHOTOS

Aft Deck



Aft Deck




Aft Deck



Aft Deck




Salon



Salon



Salon



Salon



Dining



Dining



Dining



Dining



Day Head



Galley



Galley



Galley



Dinette



Dinette



Pilothouse



Pilothouse / Helm



Pilothouse / Desk



Pilothouse / Settee



Master Stateroom



Master Stateroom



Master Stateroom



Master Stateroom




Master Head



Master Head



Master Head



Master Head



Guest Stateroom / Forward



Guest Head / Forward



Guest Stateroom / Port



Lower Foyer




Guest Head / Port



Guest Stateroom / Starboard



Guest Stateroom / Starboard



Guest Stateroom / Starboard



Guest Head / Starboard



Utility Room



Crew Quarters




Crew Quarters



Crew Quarters




Bow



Bow / Keyhole Seating



Boat Deck




Boat Deck / Jacuzzi



Flybridge




Flybridge



Flybridge / Helm




Helm



Flybridge / Seating




Flybridge / Bar




Boat Deck



Walk-Around Deck



Walk-Around Deck




Engine Room



Engine Room




Engine Room



Engine Room



General Arrangement



CONTACTS

Andrey Shestakov, leading yacht broker of the sales department of Shestakov Yacht Sales Inc. Shestakov Yacht Sales Inc., the official representative of the Miami/Fort Lauderdale FL headquarters.

Contact details

Email: **andrey@shestakovyachtsales.com**

Web: shestakovyachtsales.com/en/

Telephones

USA: **+1(954)274-4435**

Office hours

Monday – Saturday: **9:00 - 21:00** EDT

Sunday: **closed**

Address



Harbour Towne Marina, 850 NE 3rd St, STE 213, Dania, FL 33004