

## LADY EME — MARLOW



**Судостроитель:** MARLOW

**Год постройки:** 2015

**Модель:** Крейсер

**Цена:** ЦЕНА ЯХТЫ ПО ЗАПРОСУ

**Местонахождение:** United States

**Длина общая:** 86' 8" (26.42m)

**Ширина:** 21' 6" (6.55m)

**Макс. осадка:** 5' 3" (1.60m)

**Крейс. скорость:** 25 Kts. (29 MPH)

**Макс. скорость:** 29 Kts. (33 MPH)

Купить **LADY EME — MARLOW** а также выбрать подходящую вам яхту из нашего **каталога яхт** вам поможет опытный яхтенный брокер Андрей Шестаков. На сегодняшний день компания **Shestakov Yacht Sales Inc.** имеет большое количество яхт в **собственном списке продаж**, а также тесно сотрудничает со всеми крупными **яхтенными производителями** по всему миру.

Для того чтобы купить яхту **LADY EME — MARLOW** а также проконсультироваться по любому вопросу связанному с покупкой, продажей, чартером яхт позвоните по телефону **+7(918)465-66-44**.

# ОГЛАВЛЕНИЕ

ОГЛАВЛЕНИЕ	2
ХАРАКТЕРИСТИКИ	5
Обзор	5
Основная информация	5
Размеры	5
Скорость, вместимость и масса	6
Размещение	6
Корпус и палуба	6
Информация о двигателе	6
ПОДРОБНОЕ ОПИСАНИЕ	7
Introduction	7
Salon	7
Galley	8
Engine/Mechanical	8
Command Bridge	11
Upper Aft Deck	11
Skybridge	12
Electronics	12
Hull/Deck	12
Staterooms	14
Lazarette	15
Additional Information	15
Disclaimer	16
Исключения	16
Отказ от ответственности	16
ФОТОГРАФИИ	17
Swim Platform	17
Transom	17

Transom Door	17
Transom Door	17
Engine Room Looking Fwd	17
Stb Engine	17
Port Engine	18
Aft Deck	18
Salon Looking Aft	18
Salon Looking Stbd	18
Salon Looking to Port	18
Salon Looking Stbd	18
Salon Looking Forward	18
Salon Looking Aft Port	19
Dining Area	19
Dining Area	19
Overview of Salon	19
Port Side Wet Bar	19
Port Side Wet Bar	19
Galley Looking to Starboard Side	19
Stairs to Command Room Galley	19
Galley Looking Aft	20
Galley Looking Forward	20
Forward Pilot Seating Area	20
Master Looking Aft	20
Master Looking Forward	20
VIP Looking Forward	20
VIP Head	21
Stbd Looking Forward	21
STBD Guest Looking Aft	21
Port Guest	21

Port Guest Head	21
Command Bridge Aft Stbd Seating	21
Command Bridge Looking to Port Side Pilot Bar	21
Command Bridge Looking Aft	21
Command Bridge Looking Fwd	22
Command Loading Aft	22
Companionway Loading Aft	22
Upper Aft Deck Seating Area	22
Upper Aft Deck Seating Area	22
Upper Aft Deck Grill	22
Aft Deck	22
Aft Deck	22
Upper Aft Deck Loading Aft	23
Upper Far Deck Lounge	23
Sky Lounge	24
Far Deck	24
Upper Far Deck Lounge	24
Far Deck Looking Aft	24
Crew Bunks	25
Crew Area Looking Port	25
<b>КОНТАКТЫ</b>	<b>26</b>
Контактная информация	26
Телефоны	26
Время работы	26
Адрес	26

# ХАРАКТЕРИСТИКИ

## Обзор

“Lady Eme” is very fast and efficient, she truly is a one of a kind 80E Marlow Explorer with her Command Bridge and Skybride upgrades. Dually stabilized with Naiad fins and Seakeeper Gyro, she was made for long range exploring in style, comfort and safety, with minimal crew and protected running gear! She has been professionally maintained by a very experienced Captain and with the wireless yacht controller, she is easily handled by only two people. She is exceptionally fast, 29+ knots when speed is desired and has very long-range cruising capabilities when there is no rush to get there, easily over 5,000 miles at speeds that far exceed her competition. If you are looking for a high-quality Yacht that can fit your friends and family comfortably but don't want to give up an adventurous boating lifestyle with no compromises, then this is the perfect Yacht for you! “Lady Eme” is no dock queen, she is a sea going machine that is an absolute dream to handle. “Lady Eme” will jump from 0-20 knots in less than 20 seconds and can easily cruise for extended periods at 25+ knots. With her watermaker, massive storage, and extra-large tankage capacity (fuel, fresh water, black water and gray water) you can keep having fun when others have to head back to the docks. She was born into a family of Marlow yachts that are the finest example of melding traditional styled offshore pilothouse motor yachts with the very best in advanced modern construction methods, equipment and newest generation of technology in the high-performance yachts of today's world.

## Основная информация

**Тип судна:** Крейсер

**Модельный год:** 2015

**Год постройки:** 2015

**Страна:** United States

## Размеры

**Длина общая:** 86' 8" (26.42m)

**Длина по ватерлинии:** 74' 1"  
(22.58m)

**Ширина:** 21' 6" (6.55m)

**Макс. осадка:** 5' 3" (1.60m)

## Скорость, вместимость и масса

---

**Крейс. скорость:** 25 Kts. (29 MPH)      **Макс. скорость:** 29 Kts. (33 MPH)

**Водоизмещение:** 125000 Pounds      **Вместимость воды:** 1 Gallons

**Вместимость сточного бака:** 235 Gallons      **Объем топливного бака:** 3900 Gallons

## Размещение

---

**Всего кают:** 4      **Всего коек:** 7

**Всего ком. состава:** 5      **Каюты экипажа:** 1

**Койки экипажа:** 3      **Спальных мест экипажа:** 4

**Комм. состав экипажа:** 1

## Корпус и палуба

---

**Материал корпуса:** Composite

## Информация о двигателе

---

**Двигатели:** 1      **Производитель:** Caterpillar

**Модель:** C-32 Acert      **Тип топлива:** Diesel

# ПОДРОБНОЕ ОПИСАНИЕ

---

## Introduction

---

First Impressions- Absolutely stunning in every way, classic low profile, seaworthy heritage, high bow, excellent lines, flawless craftsmanship, superb joinery, proper equipment selection and placement are the initial feelings as you board any Marlow Explorer. Passageways are wide, bulwarks high and safe, running gear protected and ride quality that is unmatched. "Lady Eme" provides all that and more! She has a very functional layout, warm and spacious interior, extensive equipment, options and upgrades list. No expense was spared in this build!

All interior living spaces are teak trimmed, with teak and holly cabin soles, quiet chilled water air-conditioning and reverse cycle heat. The wood is sealed with satin-finish two-part varnish which only require an occasional wipe down with a dust cloth. The upholstery is Ultra leather with several layers of variable density foam that make for very comfortable seating areas. The hanging lockers are cedar-lined and lighted. Wherever there is a nook, cranny or unused space, the Marlow factory has found a way to turn it into a useful storage locker, drawer or storage bin. No potential storage volume is wasted anywhere aboard this vessel.

Aft Deck / Cockpit One boards "Lady Eme" from the stern via either stairway from the wide hydraulic swim platform, or from either side via the forward or aft boarding gates. The swim platform is exceptionally large and provides for an excellent multi-function watersports and lounging area. The lazarette, crew quarters and engine room can be accessed by a large hydraulic assisted transom door. There are twin port and starboard stairs to the aft deck leading up to the twin transom doors that grant access to the aft deck. The aft deck is VERY spacious, with cockpit seating, high gloss aft deck table, room for additional chairs to seat 10 and a very useful day head. Adjacent to the salon bulkhead to port of the salon door is a very functional built in stairwell to the fly bridge. Both spacious side decks run forward from the aft deck to the Portuguese bridge. Optional forward side boarding gates make for multiple boarding options when dock height becomes challenging. Two extra wide salon doors (one hinged and one sliding) create a 5-foot opening into the salon when both doors are open.

## Salon

---

One enters the salon aft from the aft deck and immediately observes a wide open and spacious sight line to the forward windshield, as well as the large windows along each side of the salon. To port you immediately see the internal access to the crew area followed by a large and welcoming settee with internal storage, each section is easily lifted with the assist of a stainless-steel pneumatic strut. Forward of the settee is a well-appointed granite topped bar area with subzero beverage center, wine cooler and sink.

There are custom free-floating chairs and coffee tables in the spacious salon area. There is a large TV and dining area for six forward, surrounded with built in storage and a library. Storage can be found just about everywhere and there is no wasted spaces or cramped rooms, just a feeling of comfort and well laid out proportions. As you look to starboard you will see a second large settee with built in storage and coffee table. With her multiple zones, chilled water loop air-conditioning system you will find no hot spots or cold spots through the boat, just comfortable and quiet air distribution. The elegance, design, styling and well thought out layout need to be seen in person to be fully appreciated.

---

## Galley

---

Galley Up three steps to the large modified U-shaped galley with many upgrades that include granite counter tops, stainless steel Franke sink with cutting board cover, Grohe faucets, garbage disposal, Dacor smooth glass-top electric range with removable stainless-steel sea rails and pot keepers, Dacor oven, microwave, Three double drawer Sub-Zero refrigerators and freezers (Two in the aft portion of the galley and One extra just forward of the galley), and Fisher-Paykel single-drawer dishwasher. There are abundant cabinets and drawers everywhere one would want. Gourmet cooks will flourish in this wide open well-equipped galley and your guests will be begging not to leave.

Dining Area Forward to the large U-shaped dining and entertaining area for Twelve. The 360 degree views allow for a relaxed environment to soak in the beauty of your surroundings. Each large window is double layer tempered glass (laminated with hurricane film for intermediate strengthening to maintain watertight integrity and increase physical security) and provides breathtaking views. Upon further inspection, you will find an abundance of storage with a built-in deep freezer and pop up TV to port.

---

## Engine/Mechanical

---

The engine room has standing headroom and has been designed to allow very good access to all equipment and has work stations aft. Placing the fuel tanks forward of the engine room allows the full beam to be used for upgraded equipment placement, makes for easy equipment access and leaves room for storage outboard of the engines. This attention to detail allows for easier maintenance access, which in turn leads to proper adherence to maintenance cycles and therefore increased resale value. The twin generators each have their own equipment rooms that are sound shielded and ventilated. The upgraded Seakeeper Gyro was factory installed below the aft lazarette stairs. The twin sea chests again provide redundancy for all sea water to the engine room through both sea chests that are cross plumbed, a much-improved safety factor



over most boats built with ubiquitous inlets wherever it suits the builder with little to no regard to functional serviceability. Large yachts, commercial vessels and military ships often use sea chests for the same reasons. Two 32 KW Kohler generators in custom sound boxes provide redundant electrical power at sea (each generator will independently carry the vessels electrical load under normal operation). The dual, redundant and supplementary chilled water chillers and the start/finish of the circulating cold/hot water closed loop are here in the sound insulated engine room keeping unwelcomed noises from waking guests in the middle of the night. On the forward engine room bulkhead is the simplest of fuel management systems. Due to the Marlow's fuel tank location (at the vessels center of gravity), no fuel management is necessary for trim or ballast, allowing all supply and return valves to remain open unless equipment isolation is desired. Fuel levels can be check with the most reliable system available, sight tubes. Aft in the engine room are the oil filled shaft systems which greatly reduce friction, increase overall performance and reduce vibration contributing to the Marlow Explorers reputation for a "great ride." Exceptional sound isolation of this compartment and the additional sound isolation provided by two bulkheads and 3900 gallons of fuel tankage as additional insulation, enable normal conversations to take place in the salon and the master stateroom even while operating in the 29+knot range. Stainless steel engine beds atop carbon fiber stringers support the engines on soft motor mounts that reduce vibrations transmitted to the boat from the engine. The thrust plate absorbs the forward thrust and transmit it smoothly to the hull through the carbon fiber stringers.

A separate pump room is located below the forward berthing compartment with access from the companionway. This space contains the fresh water pumps and filters (to remove particulates, taste and odors). The water maker output connects to the separate drinking water and fresh water systems here.

- Twin Caterpillar C32 ACERT 1800 HP engines (1000 hours)
- Two 32 KW Kohler generators in custom sound shields (1,700 hours each)
- Seakeeper Gyro
- Naiad Fins
- Yacht Controller
- Yacht Controller joystick controls. Each with multiple control locations.
- 2x 4000-watt inverter and charger
- 24 volt 60 Amp Charger
- 12 volt 40 Amp Charger
- Two ISO Transformers

- Upgraded 48volt Bow and Stern thrusters. Each with multiple control locations.
- 2 Forward 100 AMP Shore Power inlets and 2 Aft 100 Amp Glendenning Cable masters.
- Backlighted electrical Panels
- Carbon Monoxide detectors in all berthing spaces
- Oil filled shaft system with thrust plate
- Soft Motor Mounts
- Two Cross-Connected Sea Chest Sea Water Intakes with cleanouts
- Drypoint Demister air Intake System
- FRP Fuel Tank (3900 gallons) with sump and cleanout
- Fuel Manifold and proprietary Sight Gauge
- Dual Racor fuel filters with pressure gages for each engine and each generator
- Fire Suppressant System
- Engine Room Lead/Foam Sound and Heat Insulation System
- Heavy Duty (3700 GPH) bilge pumps and high-water alarm
- 4 220V High Volume Engine Room Blowers
- Color coded Piping
- Polished Stainless-Steel Engine beds with carbon fiber stringers
- Gel coated bilges
- Oil change system
- LED Engine Room Lighting.
- Common Drainage System from Bow to Stern collects deck drain, scupper and sump discharges
- Underwater Exhaust
- 50-gallon Hot water supply- 3 SS Tanks
- Gray Water (235 gallon) and Black Water (235 gallon) holding tanks with dockside and at sea discharge controls

- Fresh Water 600 gallons
- upgraded air-conditioning in engine room and crew area with multi zone control.

## Command Bridge

---

Command Bridge The Command Bridge is conveniently located just a few steps up from the galley and lower dining area. This enclosed bridge is finished in satin teak with high gloss teak and holly decks, burl wood and Ultraleather accent finishes, Stidd double wide pilot and copilot helm chairs, large starboard aft L-settee (raised for full 360-degree visibility) with an elegant teak hi/lo adjustable table that converts into an additional sleeping area when needed. There is a spacious head with shower, adjustable position TV, Three Garmin touch screen displays, multi zone camera controls, dual ICOM VHF radios and Subzero beverage center with icemaker to port that provide all the desired creature comforts in this fully air conditioned and heated space. Port and starboard watertight sliding ships doors allow immediate access to the side decks and when open allow for excellent cross ventilation. The hinged aft watertight door permits easy access to the aft flybridge deck. Large double layer tempered glass windows with 90% heat rejection Ceramic tint, provide 360-degree visibility. Overhead dual directional opening hatches with Ocean Aire screens with bug screen and blackout screen and opening aft command bridge window and door allows for additional ventilation when desired. The lighted Marlow proprietary safety and control panel is conveniently located above the windshield. Windshield wipers and washers afford excellent visibility in the worst conditions. The spotlight remote controls and Kahlenberg trumpet horn controls are located within easy reach of the helmsman. The Yacht Controller and multiple pop out control stations makes for effortless docking and the multiple redundant systems make this go anywhere Marlow Explorer complete.

## Upper Aft Deck

---

Upper Aft Deck Immediately aft of the command bridge is the very spacious upper aft deck, with a custom extended hard cabin top overhang forward, L-shaped settee/lounge with built in storage and room for additional teak chairs and table to starboard. To port is the covered barbecue/prep area, grill, refrigerator with icemaker, sink and large storage lockers. There is a full walk around bridge on both sides of the command bridge with optional upper aft deck shading and a private and optionally shaded sun lounge area forward with easy access to the fore deck. The easy to navigate stairs down to the lower aft deck are also here. A sliding hatch covers the opening to the aft stairs for additional deck space and added safety while underway. Aft is the fully hydraulic remote controlled 1600-pound telescoping davit and custom stainless-steel dinghy chocks that hold the 2015 14' Novurania dinghy with 60HP Yamaha outboard. The stainless-steel rails on the boat deck have been extended to the end of the boat deck and removable N-rails are installed across the dinghy launching

side.

---

## Skybridge

---

Skybridge With a Garmin touch screen, auto pilot, yacht controller, Icom Radio, charging station and all the necessary controls to run the vessel from this elevated paradise, it is easy to see why this is where the owner and his friends spend most of their time cruising offshore. The custom hardtop, lounge chairs, expansive seating area forward and two helm chairs make it the perfect location to run the boat or sit back and relax taking everything in.

---

## Electronics

---

Electronics Garmin touch screen displays with radar, navigation, on-board cameras, weather and depth. "Lady Eme" has a very user-friendly Garmin electronics system with the following capabilities

- 12 KW, 6-foot array 72-mile radar
- Full Garmin electronics package with Simrad Autopilot and Yacht Controller
- 8215 Garmin touch screen displays
- WiFi, wireless network and Intellian FB150 sat phone
- ICOM M604 VHF's with hailer horn
- Garmin AIS-600
- Garmin GXM52 XM Satellite WX Antenna
- KVH Tracvision HD7 SAT TV
- Majestic HDTV Air Broadcast Antenna
- Linksys Wireless router with Netgear WiFi extender
- Geosat Rogue wave ethernet with 30" WiFi Antenna
- 3 Garmin GC10 Cameras
- Bose Entertainment system in Salon

---

## Hull/Deck

---

Hull / Deck Construction “Lady Eme” is built using nothing but the best of today’s modern construction materials, taking advantage of all light weight, extremely strong, puncture resistant materials to provide a fuel saving at any speed, bullet-proof resistance to punctures, tremendous strength at sea in ball weather conditions and the friendly open feeling of a hull without unnecessary view interfering and weight adding wood bulkheads. Marlow’s drystack Resin Infusion Vacuum Assisted Transfer (RIVAT) infusion process saves you non-advantageous excess weight and enhances overall strength, efficiency and handling. The Corecell core is engineered for strength, laminating ease and resistance to any water intrusion. Marlow’s engineering team has combined the best materials available today to build the perfect FAST TRAWLER. The Kevlar inner and outer skins do for the Marlow what they do for a policeman, prevent killing penetration from foreign objects.

Three major, complex molds are used to build the vessel, minimizing the number of seams and maximizing strength. The primary structure is highly engineered E-Glass and Kevlar in combination with Corecell foam sandwich, laid up with modified epoxy resins. While in the mold for a minimum of 35 days, each Marlow hull attains a temperature exceeding 175 degrees, far above that experienced post-delivery. This prevents post-cure problems, often seen as microcracking of gel coat and rippling of hulls near bulkheads and other hard spots. Marlow Yachts age gracefully, without the graying of skin or wrinkles normally found in other vessels offered today.

The underbody is unique, with twin Velocijet strut keels and mild propeller tunnels. The tunnels permit the propellers to be raised and the thrust along the shafts to be more in line with the forward direction of the vessel. The tunnels improve water flow into the propellers, enhancing thrust. The Velocijet strut keels house and completely protect the shafts and extend below to protect the propellers. They are strong enough to support the boat when out of the water in a boatyard, or during an unfortunate low speed grounding. The Kevlar skin helps protect against severe damage from impact with debris, deadheads/logs and low speed groundings.

The hull is finished with Flag Blue Awlgrip paint. All false planking lines are crisp and the hull shines. The deck drains and scuppers lead to the continuous drainage system, which runs from bow to stern and prevents water from running down the side of the boat. No black streaks from deck drains on this beautiful girl!

The decks are finished with custom non-skid contrasting surfaces and large waterways carry away any water. Teak decks are provided under the covered aft deck, side decks and also on the centerline of the foredeck where secure footing is so useful in moving to and away from the windlass and anchor gear. The anchor windlass is controllable with the Yacht controller, at the bow and at the helm stations. A stainless-steel plow and Danforth type anchor are provided. All chain is provided on the primary plow anchor and chain and rode on the secondary anchor. Low profile, heavy duty hatches are provided on the foredeck, above the forward dining area and over the Pilothouse. Upgraded custom curved large oval shaped stainless-steel handrails provide safety and

security and the quality of the welds displays the artistry from the stainless-steel shop at NORSEMEN Shipyard, the captive Marlow building yard. There is built in bow seating with substantial storage volume for fenders, lines and deck gear in the Portuguese bridge. At the front of the cabin on each side are tank fills for Fresh Water, no need to drag a hose across to the other side. Walk aft along either covered, wide side deck and you find a sliding watertight door. Observe the window lands, built with two-inch interior flat surfaces which receive the very strong, laminated, tempered glass from England.

#### Exterior Hardware and Fittings Exterior Hardware and Fittings

- Twin vertical anchor windlasses
- 2x Anchors Plow and Bruce
- Chain anchor rode
- Massive foredeck cleats and hawse pipes
- Fenders
- Dock lines
- Life raft
- Life Preservers
- Lower Windshield and Command Bridge windshield covers
- Retractable Heavy Duty Stainless steel and teak swim ladder
- Underwater Lighting
- Custom CNC cut Nibral “S” class propellers
- Aquamet 22 Shafts, housed inside Velocijet strut keels
- Stainless Steel rudders

## Staterooms

---

Master Stateroom The full beam master stateroom takes great advantage of the warm and open feeling. The king size bed is on centerline with upgraded burl wood accents, abundant drawer storage and hanging lockers to port and starboard. Also to port is a well-proportioned seating area with built in storage. Additional storage is located in drawers beneath the bed and in the deck below. Portholes to port and starboard permit light to enter the stateroom while the ocean air blinds provide privacy in marinas. Forward to port on is the light and master head large shower. Granite counter tops,

Grohe fixtures and electric push button toilets are but a few of the luxuries in the heads throughout “Lady Eme”.

Full-size GE washer and dryer are located conveniently in the crew area.

**VIP Stateroom** The VIP Stateroom will make your family and guests feel extremely welcome. Developed for the owner’s family, this stateroom includes a king-size bed, Two large hanging lockers, upgraded burl wood accents, large storage drawers and two elevated bunks to port and starboard. This space is light and airy due to the opening deck hatches with Oceanaire screen and blackout shades located above the VIP bed. The VIP has a large en-suite head with granite counter, large shower with a teak trimmed Lexan shower door, electronic push button toilet, Grohe fixtures and a large mirror.

**Port Guest Stateroom** This stateroom provides two stacked single berths, hanging locker and drawer storage. The Port guest head has a large shower, upgraded granite counter, Grohe fixtures, electronic push button toilet and can serve as a convert day head for guests.

**Starboard Guest Stateroom** This stateroom provides two side by side single berths with the outboard berth being slightly larger, hanging locker, upgraded burl wood accents and drawer storage. The starboard guest head has a large en-suite shower, upgraded granite counter, Grohe fixtures and electronic push button toilet.

**Crew Quarters** The crew quarters are configured for up to Four crew with three single berths to port, lounge area and single berth to starboard, large head with shower forward and to starboard, hanging lockers, drawers and bins, refrigerator, microwave, TV and FM and CD radio. Noting that “a happy crew is a happy ship”, the owner has ensured that all furnishings are the same quality as provided in the guest quarters .

---

## Lazarette

---

The full beam lazarette has storage space, two sound shielded equipment rooms each housing generators and storage areas, full size laundry area and the Seakeeper Gyro (under the aft stairs). There is natural lighting coming from the exterior windows and a hydraulic assisted transom door. Marlow has built a very special seagoing machine with the 80E-CB “Lady Em”.

Dinghy- 2015 14’ Novurania with 60HP Yamaha

---

## Additional Information

---

Salesperson's Remarks “Lady Em” has recently (October 2018) had fresh varnish, wax, bottom paint, 1,000 hour CAT engine service, Seakeeper serviced with 2,500 hours,

props scan and balanced, all shaft systems serviced and oil changed and all gensets fully serviced. She is for sale as the current owner is considering the purchase of a larger Marlow Explorer. She has been professionally maintained and is ready to go to sea TODAY!

## Disclaimer

---

DISCLAIMER The Company offers the details of this vessel in good faith but cannot guarantee or warrant the accuracy of this information nor warrant the condition of the vessel. A buyer should instruct his agents, or his surveyors, to investigate such details as the buyer desires validated. This vessel is offered subject to prior sale, price change, or withdrawal without notice.

## Исключения

---

При продаже яхты исключаются личные вещи владельца.

## Отказ от ответственности

---

Компания предоставляет описание судна или яхты добросовестно, но не может гарантировать точность этой информации, а также не ручается за техническое состояние. Покупатель должен проинструктировать своих агентов или оценщиков исследовать представленную информацию более подробно, по собственному желанию. Продажа судна или яхты, изменение цены или снятие с продажи будет происходить без предварительного уведомления.




# ФОТОГРАФИИ


---





**Swim Platform**



**Transom Door**




**Engine Room Looking Fwd**



**Transom**



**Transom Door**



**Stb Engine**




**Port Engine**




**Aft Deck**




**Salon Looking Aft**




**Salon Looking Stbd**




**Salon Looking to Port**



**Salon Looking Stbd**



**Salon Looking Forward**




**Salon Looing Aft Port**



**Dining Area**




**Dining Area**



**Overview of Salon**



**Port Side Wet Bar**



**Port Side Wet Bar**



**Galley Looking to Starboard Side**



**Stairs to Command Room Galley**




**Galley Looking Aft**




**Galley Looking Forward**





**Forward Pilot Seating Area**




**Master Looking Aft**



**Master Looking Forward**



**VIP Looking Forward**



**VIP Head**



**Stbd Looking Forward**



**STBD Guest Looking Aft**



**Port Guest**




**Port Guest Head**




**Command Bridge Aft Stbd Seating**



**Command Bridge Looking to Port  
Side Pilot Bar**



**Command Bridge Looking Aft**



**Command Bridge Looking Fwd**



**Command Loading Aft**



**Companionway Loading Aft**



**Upper Aft Deck Seating Area**



**Upper Aft Deck Seating Area**



**Upper Aft Deck Grill**







**Aft Deck**







**Aft Deck**





### Upper Aft Deck Loading Aft




### Upper Far Deck Lounge







**Sky Lounge**

**Far Deck**



**Upper Far Deck Lounge**

**Far Deck Looking Aft**





### Crew Bunks



### Crew Area Looking Port



# КОНТАКТЫ

---

Андрей Шестаков (Andrey Shestakov) – ведущий яхтенный брокер отдела продаж яхт и судов компании Shestakov Yacht Sales Inc. Официальный представитель Shestakov Yacht Sales Inc. для русскоговорящих клиентов в центральном офисе компании в Майами/Форт Лодердейл/Флорида/США.

## Контактная информация

---

Email: **andrey@shestakovyachtsales.com**

Web: **[shestakovyachtsales.com](http://shestakovyachtsales.com)**

## Телефоны

---

Краснодарский край: **+7(918)465-66-44**

США, Майами, Флорида: **+1(954)274-4435**

## Время работы

---

Понедельник – Суббота: **9:00 - 21:00** EDT

Воскресенье: **Закрето**

## Адрес

---



Harbour Towne Marina, 850 NE 3rd St, STE 213, Dania, FL 33004