

SHOOTERS WATERFRONT — HINCKLEY



Builder: [HINCKLEY](#)

Year Built: 2013

Model: Motor Yacht

Price: PRICE ON APPLICATION

Location: United States

LOA: 48' 10" (14.88m)

Beam: 15' 5" (4.70m)

Max Draft: 2' 7" (0.79m)

Cruise Speed: 29 Kts. (33 MPH)

Max Speed: 33 Kts. (38 MPH)

Our experienced yacht broker, Andrey Shestakov, will help you choose and buy a yacht that best suits your needs **Shooters Waterfront — HINCKLEY** from **our catalogue**. Presently, at **Shestakov Yacht Sales Inc.**, we have a wide variety of yachts available on **our sale's list**. We also work in close contact with all the big **yacht manufacturers** from all over the world.

If you would like to buy a yacht **Shooters Waterfront — HINCKLEY** or would like help answering any questions concerning purchasing, selling or chartering a yacht, please call **+1(954)274-4435**

TABLE OF CONTENTS

TABLE OF CONTENTS	2
SPECIFICATIONS	5
Overview	5
Basic Information	5
Dimensions	5
Speed, Capacities and Weight	5
Accommodations	5
Hull and Deck Information	6
Engine Information	6
DETAILED INFORMATION	7
Manufacturer Provided Description	7
Overview / Accommodations	7
Upgrades / Features	8
Galley	8
Pilothouse	9
Cockpit	9
Electronics	10
Electrical	10
Mechanical Equipment	10
Audio & Visual	11
Plumbing	11
Exclusions	11
Exclusions	11
Disclaimer	12
PHOTOS	13
Aft Deck	13
Wet Bar	13
Aft Deck	13

Salon	13
Teak Flooring	13
Salon TV	13
Salon - Aft View	13
Helm Chairs	13
Helm Controls	14
Helm Controls	14
Galley / Dinette	14
Dinette Seating + Guest Area	14
Galley	14
Galley Sink	14
Galley Stove-Top	14
Master Stateroom	14
Master Stateroom	15
Master Stateroom	15
Guest Head	15
Bow	15
Walk-Around Deck	15
Engine Room Access	15
Engine Room	15
Engine Room	15
Running Shot	16
Aft View	16
Aerial View	16
CONTACTS	17
Contact details	17
Telephones	17
Office hours	17
Address	17

SPECIFICATIONS

Overview

"SHOOTERS WATERFRONT" is the finest Hinckley 48' Motoryacht on the water with only 500 hours on her Cummins Common Rail engines. She was spared no expenses when built, and has been superbly maintained ever since. The Hamilton Waterjet Drives offer a cruiser for the shallow areas in the Bahamas, or a great cruiser all the way to New England.

Basic Information

Category: Motor Yacht

Model Year: 2013

Year Built: 2013

Country: United States

Dimensions

LOA: 48' 10" (14.88m)

Beam: 15' 5" (4.70m)

Max Draft: 2' 7" (0.79m)

Speed, Capacities and Weight

Cruise Speed: 29 Kts. (33 MPH)

Max Speed: 33 Kts. (38 MPH)

Water Capacity: 150 Gallons

Holding Tank: 28 Gallons

Fuel Capacity: 700 Gallons

Accommodations

Total Cabins: 2

Total Berths: 4

Total Heads: 1

Hull and Deck Information

Hull Material: Composite

Hull Color: Light Crean

Hull Finish: Polyethylene

Engine Information

Engines: 2

Manufacturer: Cummins

Model: QSM11

Engine Type: Inboard

Fuel Type: Diesel

DETAILED INFORMATION

Manufacturer Provided Description

At just under 50 feet, the Talaria 48 provides ample room for two people as well as kids, grandkids, or special friends to stay a weekend or longer. Its overall aesthetic captures the beauty of Hinckley design: a seamless transition from the deck to the hull to the waterline and the environment to which it belongs.

Overview / Accommodations

"SHOOTERS WATERFRONT" is the finest Hinckley 48' Motoryacht on the water with only 500 hours on her Cummins Common Rail engines. She was spared no expenses when built, and has been superbly maintained ever since. The Hamilton Waterjet Drives offer a cruiser for the shallow areas in the Bahamas, or a great cruiser all the way to New England.

She offers all of the state-of-the-arts electronics with the integrated joystick control with a "Hoverlock" Station keeping and "heading hold" while waiting at bridges.

"Shooters Waterfront" was built to the highest quality of each and every component built into her, from her exterior appointments with varnished exterior Teak, to her flag blue hull with a light cream deck, chrome boat strip and red bottom job.

The Cockpit/Aft Deck offers matching "L-shaped" settees port and starboard with a starboard side walk-through to access the swim step.

From the Cockpit you enter the Salon through stainless steel full-height tinted curved entry doors. Custom "U-shaped" settees are port and starboard for casual entertaining; upholstered with Kravet Soleil Windward Rogetta Fabric.

Forward of the Salon seating is the twin helm steering station to starboard with a matching third helm seat to port. All the helm seats are Stidd 500 N with two footrests. Other Salon features include: pleated blinds, varnished wood, steering wheel, and full Roman shade for salon door.

The Galley is located forward of helm and down three steps with a "U-shaped" Galley counter with a U-Line 2-drawer refrigerator and a top loading stainless steel freezer box. A Kenyon 2-burner cooktop, Dacore MMD 24 Grohe microwave.

The Master Suite is all the way forward and offers a walk-around queen berth and an en-suite head with separate shower stall and Grohe fixtures.

Aft of the Master is the Guest Stateroom aft and starboard with a twin bunk layout and

ample storage with drawers under the bunks.

The Guest Head is forward of the Guest area, which can be accessed from either the Guest cabin or the hallway. The countertops are done with Corian with a stainless steel sink and fixtures; shower stall is forward with Plexi-glass door and Grohe Fixtures.

The interior exudes Hinckley's quality with her satin finished Cherry wood work in the Galley, open lower Salon, heads and the Master cabin and high-gloss varnished Pilothouse. Her cabin sole is exemplary with bright varnished teak and Tulipwood.

Upgrades / Features

- Hinckley DualGuard® Composite Construction- Kevlar®/E-glass outer skin. Corecell M foam core. Carbon fiber/e-glass inner skin. Laminated with vinylester resin using (SCRIMP®) method.
- Cummins 715hp Common Rail Engines
- Hamilton water jet drives
- Joystick Control System with wireless remote
- "Hoverlock" vessels position keeping with "heading hold"
- Bow Thruster with proportionally control
- Power steering
- Vibration dampened drive shafts
- Chilled water air-conditioning control
- Oil samples available

Galley

- Counters: "Bisque" Corian® with polished single bowl SS with under-mounted sinks
- Refrigerator: One U-Line® 2-Drawer refrigerator
- Freezer: Hinckley custom insulated top loading stainless steel box with remote freezer control. Controls temperature so it can be either freezer or additional refrigerator
- Stove: Kenyon Electric 2-burner cooktop with touch control
- Microwave: Custom Dacor MMD24 drawer style microwave
- Faucets: Grohe® Chrome single lever control faucets
- Air Conditioning: Chilled water system; dual chillers & circulation pumps with four air handlers with three independently controlled zones; Zone 1
- Fuel Tank: 700 US Gal. capacity with fills on port and starboard side decks
- Fuel Filters: Dual Racor® with vacuum gauges
- Fuel Polishing: Reverso® 80 GPH unit with digital timer
- Windlass Package: Hydraulic windlass
- Fire Suppression: Automatic Fire Extinguisher System

- Bilge Alarms: High-water bilge alarms, with Ultra Switch Senior® level switches
- Shore Cord Reel: (2) 50 amp Shore Power cords with Glendenning® cord reels and wireless remote controls
- Generator: Onan® 13.5kW, 120/240, 60Hz VAC. (580 hrs. 8/2018)
- Hatches: (1) 31" powered hatch with Skyscreens®

Pilothouse

- Pilothouse Finish: Stunning gloss-varnished dash, instrument pods and pod faces, window frames, pilothouse side liners and port side shelf. Additional custom cherry bulkhead verticals below helm station, and on port side of Pilothouse
- Pilothouse Windows: (3) fixed forward windows with laminated safety glass and fully concealed stainless steel frames. 2- Side windows with powered sliding side center section and fully concealed stainless steel frames. Windows have a grey tint
- P.H. Window Curtains: Manual pleated blinds in Chintz Topar Plus 418-0711
- Steering Wheel: Varnished wood rimmed wheel with SS hub and spokes, 14" diameter
- Helm Seating: (3) Two to starboard one to port, Stidd® 500 N seats with two footrests. Helm seat has powered fore/aft movement and manual up-down, and other seats have manual fore/aft and up/down movement. Powder coated pedestal seats covered in Ultraleather "Ivory" with Ultraleather "Admiral" piping
- Chart Locker: Storage provided for charts forward of port side seat
- P.H. Window Covers: Forward outside mounted Stamoid® window covers
- Hatches: (4) 31" powered hatches with Skyscreens®

Cockpit

- Cockpit Sole: Teak decking
- Cockpit Seating Molded fiberglass 'L' settee to port and double seat to starboard
- Cockpit Table: Gloss varnished cherry table with fixed height Crown stainless steel pedestal is removable
- Ice maker: U-Line SP-18
- Cockpit Sink: Stainless steel sink with folding hot and cold water faucet
- Cockpit Refrigerator: SS Vitrifrigo refrigerator
- Courtesy Lighting: Dimmable lighting in Cockpit
- Boarding Handle: Hinckley Custom Bo-Peep handrail with mounts port and starboard
- Cockpit Cover: Attaches to aft end of Pilothouse and covers to end of Cockpit; attaches with snaps; zippered access from the transom

Electronics

- Engine Room Camera: Raymarine CAM50 Reverse Image engine room camera installed
- Cockpit Camera: Raymarine CAM100 Day/Night Reverse Image Marine Camera
- Search Light: ACR® Spotlight mounted on the pilothouse roof; painted to match deck
- Windshield Wipers: (3) Heavy-duty electric self-parking wipers on the Pilothouse windows
- Navigation: (2) Raymarine e165 Wide 15.4" color MFDs at helm
- Compass: 5" Danforth® compass; mounted forward of helm with lighting
- Horn: Dual Kahlenberg® 12-volt DC air horn with switch on dash
- Running Lights: Custom LED Coast Guard approved running and masthead lights
- Chart Plotter with WAAS GPS
- 4kW 48" RADAR w/ open array
- Sirius Satellite Weather
- DSM 300 Digital Sonar as well as standard depth Transducer
- I-70 Multi-function Display
- VHF Radio

Electrical

- House Batteries: (4) Lifeline 8D absorbed glass mat (AGM) batteries
- Start Batteries: (2) Lifeline 4D absorbed glass mat (AGM) batteries
- Inverter/Charger: (1) Mastervolt® 4000W inverter/battery charger for house batteries
- Battery Charger: (1) 60A charger for starting bank

Mechanical Equipment

- Jet Propulsion: (2) Hamilton® Model HJ364 drives
- Engines: (2) Cummins QSM11 715hp 6 cylinder diesels with Common Rail technology
- Transmission: ZF325-1, 1.167 : 1 reduction
- Autopilot: Raymarine®; model p70R interfaced to GPS
- JetStick II®: Hinckley's integrated joystick steering and control system with "Hoverlock" station keeping and "Heading Hold"
- Handheld JetStick: Wireless remote handheld JetStick
- Bow Thruster: Proportionally controlled hydraulic bow thruster
- Steering: Hydraulic power steering
- Drive Shafts: 170-180 Series vibration dampened Eurocardan drive shafts
- Underwater Lighting: (3) Ocean LED 3010 thru-hull underwater lights in the

transom. Light color is white

- Fishing rod holders: (3) Custom GEM rod holders. (2) For trolling fishing rods and one for deep drop reel with electrical power outlet underneath

Audio & Visual

- KVH Tracphone V3-Mini VSAT Satellite phone and data
- Mifi Proxicast 3 router to 18" cellular antenna on Pilothouse top with amplifier
- Stereo Components: Nuvo Integrated Audio System with zone control touch screen displays. System integrates onboard Satellite TV System – KVH M5 TracVision, Sirius Satellite Radio, Samsung Blu-Ray player. (4) Pairs of speakers, interior speakers have cherry rings with cloth covers, external speakers are waterproof
- Satellite TV: KVH M5 Trac Vision Satellite dome with three receivers, (1) each for each TV aboard
- TV/Monitors: Master Cabin - 26" LED recessed in bulkhead master cabin. Lower Salon - 46" Samsung Ultra Slim LED, Pilothouse - 32" LED monitor on electric lift

Plumbing

- Water Tank: 150 gallon Polyethylene
- Water Heater: Stainless steel, 17 gallon tank, heated electrically or by engine heat transfer pass
- Toilet: (2) Sealand Vacuflush® marine toilets
- Electric Bilge Pumps: (3) Rule® 3700 gph pumps with float switches
- Emergency Bilge Pump: Whale® manual bilge pump
- Pressure Pump: Flojet® pump with accumulator tank
- Fresh Water Wash Down: In anchor locker
- Saltwater Deck Wash: Groco® pump with spigot
- City Water Inlet: City water manual water inlet with pressure valve in transom shore cord locker

Exclusions

"Shooters Waterfront" is a registered name and does not convey.

Exclusions are to include but are not limited to, all owner's personal items. A detailed list of exclusions will be provided at the time of sale, upon written request.

Exclusions

Owner's personal belongings.

Disclaimer

The Company offers the details of this vessel or yacht in good faith but cannot guarantee or warrant the accuracy of this information nor warrant the condition of the vessel. A buyer should instruct his representatives, agents, or his surveyors, to investigate such details as the buyer desires validated. This vessel or yacht is offered subject to prior sale, price change, or withdrawal without notice.

PHOTOS

Aft Deck



Wet Bar




Aft Deck



Salon




Teak Flooring



Salon TV



Salon - Aft View



Helm Chairs



Helm Controls



Helm Controls



Galley / Dinette



Dinette Seating + Guest Area




Galley




Galley Sink




Galley Stove-Top




Master Stateroom




Master Stateroom




Master Stateroom




Guest Head




Bow




Walk-Around Deck



Engine Room Access



Engine Room



Engine Room




Running Shot



Aft View



Aerial View



CONTACTS

Andrey Shestakov, leading yacht broker of the sales department of Shestakov Yacht Sales Inc. Shestakov Yacht Sales Inc., the official representative of the Miami/Fort Lauderdale FL headquarters.

Contact details

Email: **andrey@shestakovyachtsales.com**

Web: shestakovyachtsales.com/en/

Telephones

USA: **+1(954)274-4435**

Office hours

Monday – Saturday: **9:00 - 21:00** EDT

Sunday: **closed**

Address



Harbour Towne Marina, 850 NE 3rd St, STE 213, Dania, FL 33004