

GOLDEN EAGLE — MCQUEEN



Builder: MCQUEEN

Year Built: 1984

Model: Motor Yacht

Price: PRICE ON APPLICATION

Location: United States

LOA: 85' 0" (25.91m)

Beam: 19' 6" (5.94m)

Cruise Speed: 15 Kts. (17 MPH)

Max Speed: 18 Kts. (21 MPH)

Our experienced yacht broker, Andrey Shestakov, will help you choose and buy a yacht that best suits your needs **Golden Eagle — MCQUEEN** from **our catalogue**. Presently, at **Shestakov Yacht Sales Inc.**, we have a wide variety of yachts available on **our sale's list**. We also work in close contact with all the big **yacht manufacturers** from all over the world.

If you would like to buy a yacht **Golden Eagle — MCQUEEN** or would like help answering any questions concerning purchasing, selling or chartering a yacht, please call **+1(954)274-4435**

TABLE OF CONTENTS

TABLE OF CONTENTS	2
SPECIFICATIONS	3
Overview	3
Basic Information	3
Dimensions	3
Speed, Capacities and Weight	3
Accommodations	4
Hull and Deck Information	4
Engine Information	4
DETAILED INFORMATION	5
Accommodations	5
Exclusions	7
Disclaimer	7
PHOTOS	8
CONTACTS	14
Contact details	14
Telephones	14
Office hours	14
Address	14

SPECIFICATIONS

Overview

Golden Eagle has never been on the market before, she was custom built to a heavier construction than the other wooden McQueens, she has been in boathouse kept in fresh water, captain maintained all her life and the vessel shows very well.

You will be hard pressed to find an 85' yacht that has the volume this boat has with amenities like galley up, 4 staterooms plus crew, massive flybridge, giant swim step for easy water access and the list goes on and on. Lake Union Boathouse is available for purchase also!!!

Basic Information

Category: Motor Yacht

Sub Category: Pilothouse

Model Year: 1984

Year Built: 1984

Country: United States

Fly Bridge: Yes

Dimensions

LOA: 85' 0" (25.91m)

Beam: 19' 6" (5.94m)

Speed, Capacities and Weight

Cruise Speed: 15 Kts. (17 MPH)

Cruise Speed RPM: 1800 Kts.

Max Speed: 18 Kts. (21 MPH)

Max Speed RPM: 2100 Kts.

Displacement: 90000 Pounds

Water Capacity: 1000 Gallons

Holding Tank: 400 Gallons

Fuel Capacity: 1200 Gallons

Accommodations

Total Cabins: 4

Total Heads: 6

Hull and Deck Information

Hull Material: Wood

Hull Finish: Aluminum

Engine Information

Engines: 2

Manufacturer: Detroit Diesel

Model: 12v71ti

Engine Type: Inboard

Fuel Type: Diesel

DETAILED INFORMATION

Accommodations

The "**Golden Eagle**" is a beautiful spacious classic 85' Monk McQueen, you can enter the vessel several ways from the port and starboard pilothouse doors, the port side galley door starboard salon door or the large double doors at the aft salon bulkhead.

Aft Deck

The large aft deck is fully enclosed however the port and starboard windows can be slid open, the aft curtains can be rolled up and the side deck doors opened to provide a very open feeling or it all can be closed up and heated. The after stairwell provides access to the massive swim step or in and out of the master stateroom. Other features includes Dometic chest freezer, Boston acoustic speakers and electric heat.

Main Salon

Entering the large salon you have a very open feeling being able to view all the way to the pilothouse from through the aft double doors, just inside you have a card table to the port and the entertainment center to the starboard, moving forward to port is a large L shaped settee with storage below and a book case behind, there are several sources of lighting including wall sconces, overhead and accent rope lighting.

Galley

The Galley is located on the the main deck level open to the salon and separated by a countertop with 4 barstools facing into the galley, there is loads of corian countertop space for meal preparation. all appliances are new with an exception of the Gas cooktop, some of the features include, SS double sink with hot tap and built in soap dispenser, stainless steel kitchenaid trash compactor, stainless steel kitchenaid dishwasher, stainless steel kitchenaid double oven, stainless steel GE microwave, large stainless steel Sub zero refrigerator and a 4 burner stainless steel thermador cook top with grill and down draft fan. There is a door leading out of the galley to the port and to the starboard there is wet bar with loads of storage below and wine glass storage above and a new stainless steel kitchenaid clear ice ice maker.

Pilothouse

The large pilothouse has three helm chairs and a large elevated L shaped settee providing everyone great visibility while underway. some of the features include new Furuno FCV 295 depth finder, 2 Standard VHF radios, Com-nav 1101 autopilot, 2 monitors one displaying the nobeltec nav software and the other displaying the vessels cameras, JRC JMA-2254 radar, flojwscane engine fuel monitors, Pyrometers, ZF Electronic controls, Signet knot log, water temp, windspeed, and wind direction meters,

trim tab controls, jog steer, bow thruster control just to name a few.

Lower Accommodations

The access to the lower three guest staterooms and crew is down a set of stairs to the starboard just forward of the wet bar. at the bottom of the stairs in the day head with colorful tile work and vanity sink and a newer Dometic head, midship is a long hallway, all the way forward is the crews quarters aft of that to port and starboard are mirror image staterooms and moving aft to the port is double stateroom with a full head across the hall. continuing aft will lead you into the mechanical/ electrical room and then into the engine room.

Aft Port Guest Stateroom

At the bottom of the stairs moving aft ad to the port is the port aft guest stateroom there is a large double bunk athwartship with 2 large opening port lights with teak louvered blinds LCD tv and loads of storage. located directly across the hall is the head with fiberglass shower stall Dometic head and large vanity, the head also has the same 2 large opening port lights.

Port Forward Guest Stateroom

This stateroom is mirror image with the Starboard stateroom, some of the features include a large double bunk athwartship with a for and aft twin over running fore and aft two opening port lights with Teak louvered blinds, loads of storage in hanging lockers and drawers, LCD tv, moving forward into the head there is a fiberglass shower stall Dometic head, large counter top with storage below the sink.

Starboard Guest Stateroom

This stateroom is mirror image with the port stateroom, some of the features include a large double bunk athwartship with a twin over running fore and aft, two opening port lights with Teak louvered blinds, loads of storage in hanging lockers and drawers, LCD tv, moving forward into the head there is a fiberglass shower stall Dometic head, large counter top with storage below the sink.

Mechanical Electrical Laundry Space

At the very end of the hall aft is the entrance into the mechanical space, to the starboard forward is tool storage mounted on the wall and below is the hydraulic reservoir for the bow thruster, on the aft wall is more tool storage, outboard is a fireboy fire suppression system for this area and below there are 2 new magic chef chest freezers. on the centerline theres a new Blomberg full sized stacking washer and dryer. on the port side there is shop area with a bench grinder, Vice, and lots of storage. on the aft bulkhead is the vessels power distribution panels including 110/240, 32v, shore power selector switch and battery shut off switches.

Master Stateroom

The master stateroom is very spacious, there are two ways to enter, one from the swim step /aft deck and from the salon starboard side, and at the bottom of the stairs you can also go fwd and enter into the engine room, through a sound proof door. On the centerline is a full walk around king sized bed with loads drawer storage below, there are three large cedar lined hanging lockers, each side of the stateroom are three large opening port lights with teak louvered sliding blinds, and a large LED tv on the fwd bulkhead. moving forward on the port side is the entrance into the spacious master head, featuring a full size fiberglass jacuzzi tub and shower, large vanity with a colorful sink, the head has a large opening port light with a sliding louvered teak blinds.

You owe it to yourself to view this beautiful yacht, and if you are worrying about a place to moor the vessel the seller also has a boathouse located in lake union available for sale, call today to set up an appointment to view her.

Exclusions

Owner's personal belongings.







Disclaimer

The Company offers the details of this vessel or yacht in good faith but cannot guarantee or warrant the accuracy of this information nor warrant the condition of the vessel. A buyer should instruct his representatives, agents, or his surveyors, to investigate such details as the buyer desires validated. This vessel or yacht is offered subject to prior sale, price change, or withdrawal without notice.

PHOTOS













CONTACTS

Andrey Shestakov, leading yacht broker of the sales department of Shestakov Yacht Sales Inc. Shestakov Yacht Sales Inc., the official representative of the Miami/Fort Lauderdale FL headquarters.

Contact details

Email: **andrey@shestakovyachtsales.com**

Web: shestakovyachtsales.com/en/

Telephones

USA: **+1(954)274-4435**

Office hours

Monday – Saturday: **9:00 - 21:00** EDT

Sunday: **closed**

Address



Harbour Towne Marina, 850 NE 3rd St, STE 213, Dania, FL 33004