

PRANA — ALLOY



Builder: ALLOY

Year Built: 2006

Model: Cruising Sailboat

Price: PRICE ON APPLICATION

Location: France

LOA: 169' 8" (51.70m)

Beam: 33' 6" (10.20m)

Min Draft: 16' 1" (4.90m)

Max Draft: 16' 1" (4.90m)

Cruise Speed: 12 Kts. (14 MPH)

Max Speed: 15 Kts. (17 MPH)

Our experienced yacht broker, Andrey Shestakov, will help you choose and buy a yacht that best suits your needs **Prana — ALLOY** from our catalogue. Presently, at Shestakov Yacht Sales Inc., we have a wide variety of yachts available on our sale's list. We also work in close contact with all the big yacht manufacturers from all over the world.

If you would like to buy a yacht **Prana — ALLOY** or would like help answering any questions concerning purchasing, selling or chartering a yacht, please call **+1(954)274-4435**

TABLE OF CONTENTS

TABLE OF CONTENTS	2
SPECIFICATIONS	4
Overview	4
Basic Information	4
Dimensions	4
Speed, Capacities and Weight	4
Accommodations	5
Hull and Deck Information	5
Engine Information	5
DETAILED INFORMATION	6
MAIN CHARACTERISTICS	6
ACCOMODATIONS	6
HULL, STRUCTURES AND DECK	10
MECHANICAL EQUIPMENT	10
DOORS, HATCHES AND PORTLIGHTS	11
HYDRAULIC TANKS AND SYSTEMS	11
FRESH WATER TANKS AND SYSTEMS	13
GREY WATER AND WASTE, TANKS AND SYSTEMS	13
BILGES AND FIRE SYSTEMS	13
COMPRESSED AIR SYSTEM	14
AIR-CONDITIONING, VENTILATIONAND REFRIGERATION	14
ELECTRICAL SYSTEM	15
SAILS, RIGGING AND WINCHES	16
ANCHOR AND MOORING SYSTEM	16
ELECTRONICS, COMMUNICATION AND NAVIGATION EQUIPMENT	17
MONITOR AND CCTV SYSTEM	18
SAFETY AND FIRE PROTECTION	19
AUDIO AND VISUAL EQUIPMENT	20

TENDERS AND WATERSPORTS	21
RECENT UPGRADES AND MAINTENANCE	21
Exclusions	23
Disclaimer	23
PHOTOS	24
Prana GA	30
CONTACTS	31
Contact details	31
Telephones	31
Office hours	31
Address	31

SPECIFICATIONS

Overview

From the multi-award-winning Alloy Yachts, delivered in 2006 and refitted in 2012 Prana offers a spacious layout, whilst maintaining a sleek line and smooth sailing performance. Well maintained and actively chartering, Prana's warm contemporary interior uses rich woods, warm reds and neutral leather. Optimised for guest comfort with 5 cabins, a spa pool on the foredeck, hydraulic crow's-nest, large fold-out bathing platform/ beach club & additional flybridge deck. PRANA has completed her 15-year survey and boasts a new beautifully painted hull. Now cruising the West and East Med with the owner on board (not for charter). She is available for viewings.

Basic Information

Category: Cruising Sailboat

Sub Category: Cruising Sailboat

Model Year: 2006

Year Built: 2006

Refit Year: 2012

Country: France

Registration #: 739165

Dimensions

LOA: 169' 8" (51.70m)

Beam: 33' 6" (10.20m)

Min Draft: 16' 1" (4.90m)

Max Draft: 16' 1" (4.90m)

Clearance: 208' 0" (63.40m)

Speed, Capacities and Weight

Cruise Speed: 12 Kts. (14 MPH)

Cruise Speed Range: 4500

Max Speed: 15 Kts. (17 MPH)

Water Capacity: 2837.20783848 Gallons

Holding Tank: 317.0064624 Gallons

Fuel Capacity: 10514.0476696 Gallons

Accommodations

Total Cabins: 5	Total Berths: 12
Sleeps: 12	Captain Cabin: True
Crew Berths: 9	Crew Sleeps: 9

Hull and Deck Information

Hull Material: Aluminum	Hull Color: Black
Exterior Designer: Dubois Naval Architect	Interior Designer: Rodman Whiteley Dixon Design

Engine Information

Engines: 1	Manufacturer: Caterpillar
Model: 1200 HP Caterpillar 3412E	Engine Type: Inboard
Fuel Type: Diesel	

DETAILED INFORMATION

MAIN CHARACTERISTICS

Type: Performance cruising sloop

Builder: Alloy Yachts International, New Zealand

Naval Architect: Dubois Naval Architects, UK

Interior Designer: Redman Whiteley Dixon Design

Construction Year: 2006

LOA : 51.70 m (170')

LWL : 44.80 m (147')

Beam: 10.20 m (33'5")

Draft : 4.90 m(16')

Classification: Lloyds Register of Shipping 100 A1 SS, Yacht Mono G6 LMC, Large Yacht Code

Construction: Aluminium

Rig: Sloop, 63.4 m carbon Southern spars

Flag: Cayman Island

Engine: Caterpillar Diesel 3412E

Transmission: ZF 1960 reduction gearbox

Ratio: 4:1

Displacement: 384 GT

Guests: 12.

Crew: 9

ACCOMMODATIONS

Access to the accommodation area is by a stairway situated on the starboard side of the main saloon. It leads down to a T-shaped lobby with a day head on the port side, opposite the stairwell.

<!-- /* Font Definitions */ @font-face {font-family:"Cambria Math"; panose-1:2 4 5 3 5 4 6 3 2 4; mso-font-charset:0; mso-generic-font-family:auto; mso-font-pitch:variable; mso-font-signature:-536870145 1107305727 0 0 415 0;} @font-face {font-family:Calibri; panose-1:2 15 5 2 2 4 3 2 4; mso-font-charset:0; mso-generic-font-family:auto; mso-font-pitch:variable; mso-font-signature:-536870145 1073786111 1 0 415 0;} @font-face {font-family:"Palatino Linotype"; panose-1:2 4 5 2 5 5 3 3 4; mso-font-charset:0; mso-generic-font-family:auto; mso-font-pitch:variable; mso-font-signature:-536870265 1073741843 0 0 415 0;} /* Style Definitions */ p.MsoNormal, li.MsoNormal, div.MsoNormal {mso-style-unhide:no; mso-style-qformat:yes; mso-style-parent:""; margin:0cm; margin-bottom:.0001pt; mso-pagination:widow-orphan; font-size:12.0pt; font-family:"Palatino Linotype"; mso-fareast-font-family:"Times New Roman"; mso-bidi-font-family:"Times New Roman"; mso-fareast-language:RU;} p.SectionText, li.SectionText, div.SectionText {mso-style-name:SectionText; mso-style-update:auto; mso-style-unhide:no; margin-top:0cm; margin-right:40.3pt; margin-bottom:0cm; margin-left:33.1pt; margin-bottom:.0001pt; text-align:justify; mso-pagination:widow-orphan; mso-outline-level:1; font-size:10.5pt; mso-bidi-font-size:12.0pt; font-family:"Palatino Linotype"; mso-fareast-font-family:"Times New Roman"; mso-bidi-font-family:"Times New Roman"; color:#191718; mso-fareast-language:RU;} .MsoChpDefault {mso-style-type:export-only; mso-default-props:yes; font-size:10.0pt; mso-ansi-font-size:10.0pt; mso-bidi-font-size:10.0pt;} @page WordSection1 {size:612.0pt 792.0pt; margin:72.0pt 72.0pt 72.0pt 72.0pt; mso-header-margin:36.0pt; mso-footer-margin:36.0pt; mso-paper-source:0;} div.WordSection1 {page:WordSection1;} -->

Stateroom

The aft end of the lobby gives access to the owners' suite, which spans the full beam of the yacht, making for a very spacious arrangement. The king size bed is on the centreline with a leather top desk to starboard and a leather top chest of drawers on the port side. A TV is concealed behind artwork to the right of the entranceway. The en-suite bathroom is situated up a couple of steps and behind the aft bulkhead. This is a very generously proportioned room with a bath and shower in a glassed-off section on the starboard side and a separate toilet also behind etched glass on the port side. A heated towel rail doubles as the ladder to the escape hatch up to the aft deck. All the guest suites have portholes, electric blinds, individual climate control, mood lighting and music systems.

1 & 2

Two identical double cabins side by side and divided down the center-line occupy the full beam of the yacht at the head of the T-shaped lobby. Each has a queen size bed with a side settee that can be converted to an additional small single bed. Wool oatmeal carpets are soft and luxurious underfoot in the bedrooms, while the bathrooms feature white marble and green glass finishes, with Wenge detailing.

Flanking the leg of the T-shaped lobby are two mirror-image cabins with twin single berths, each

with an additional Pullman berth and en-suite bathroom.

Deck Aft (split level)

A notable feature of the interior layout is that the principal entertainment areas are on the main deck level. On many yachts of this nature, the cockpit flows into a pilothouse area with casual dining, then drops down a level to the formal saloon and dining areas. PRANA avoids this duplication and, as a consequence, presents a more spacious open aspect with cockpit, bar, dining and lounges all on a single level.

The sense of space is further enhanced by the fact that the main deck aft is entirely devoted to lounging and entertaining areas, without the customary interruption of helm-stations.

The aft deck is split into two levels. Boarding via the custom double articulating boarding platform, or the telescopic passerelle, guests arrive on an expansive open deck area. This can be left clear for sun-bathing, or an evening cocktail promenade. Alternatively, a removable aft-facing settee provides a great spot for contemplating the view at anchor, or under way. Two short stairway, port and starboard, lead down into a cockpit well, which is protected overhead by the overhang of the fly bridge. The sides can be open for the breeze to waft through, or at the push of a button, monolithic glass panels emerge from the side coamings to enclose this area.

Well

A nest of lounging sofas surrounds a coffee table at the centre of the cockpit, while a dining table for 10 is situated athwart ships between the two aft deck stairwells. A custom bar-fridge is on the starboard side, with the fly bridge stairway to port. The Cockpit has each sliding windows and can be fully enclosed with portable transparent screen.

Main Salon & Dining

Pneumatic sliding glass doors admit guests from the cockpit directly into the main salon. Immediately on the port side is a U-shaped bar with a white marble counter and pale green glass splash backs. This white and green combination becomes a theme repeated in the galley and bathrooms throughout the vessel. The bar sets a contemporary tone with its strong linear design and smooth planes.

Forward of the bar on the port side is the lounge with a combination of settees and individual armchairs ranged around a coffee table. Across on the starboard side is the dining area with table and individual chairs for 10. Aft of the dining area, directly opposite the bar, is the stairwell curving down to the guests accommodation deck below.

The saloon décor features dark timber wenge flooring, grooved to resemble deck planking. It is complemented by a composite carpet in the lounge area and upholstery fabrics in soft, earthy tones. By day, light streams into the saloon from the expansive side windows, which also afford extensive views. In the evenings, a private, intimate atmosphere is created with the pleated natural fibre roman blinds drawn down at the push of a button

- Dining

The principal helm station is up a level on the fly bridge, which also offers alfresco entertainment options with a BBQ, fridge, ice-maker and sink, plus a U-shaped seating area wrapping around a table. The table arrangement is flexible and serves either as two separate coffee tables, or joins to form a dining table for a dozen guests.

Wheelhouse

Forward of the saloon and still on the same level is the navigation area arrayed across the full beam of the yacht with views out through the raked forward windscreen at the base of the mast. Split by a centerline companionway leading down to the crew and service areas, the navigation area has a high-backed leather watch-chair on the starboard side and a viewing settee set into the half-bulkhead on the port side. Sliding wooden panels rise from the athwart ships cabinets between the navigation station and the saloon to separate the two areas, if desired.

/Pantry

On the Starboard side is the galley, pantry and wine-store, with six wine coolers, are too starboard. The galley features white Corian counters, pale green glass splash backs and stainless steel appliances. The galley cabinets are finished in durable and easily cleaned Formica doors and drawer fronts with a Wenge grain and colour.

Quarters

On the Port side is a captain's double cabin, with en-suite bathroom.

Straddling the centerline companionway forward are the crew mess to port and the fully-equipped Miele laundry to starboard and, further forward again, four crew cabins, each with two single berths and en-suite facilities. Access to the control room and engine room is through a lobby next to the captain's cabin. Crew access to the deck is via a companionway through a hatch above this lobby.

Flybridge

The fly bridge is accessed via a 'floating' staircase with teak risers ascending on a solid stainless steel column leading up from the enclosed aft cockpit and through a pneumatically-operated sliding hatch.

The fly bridge features dual helm stations, with custom stainless steel steering wheels and dual sailing controls. It also features alfresco entertaining areas and an expansive sun bed.

Engine Room

The engine room is situated amidships, immediately above the keel, concentrating the heaviest equipment to best influence sea-keeping and performance. The propeller shaft exits the trailing edge of the keel fin.

Lazarette/ Boarding Platform

Access to the Lazarette is through an aft deck hatch, or a watertight door in the transom, which opens in two stages to form the aft boarding platform. The boarding platform can be lowered beyond horizontal to create a gently sloping 'beach' for swimming directly on and off. The Lazarette accommodates an array of water-toys

HULL, STRUCTURES AND DECK

Watertight bulkhead: (6) Forepeak, forward crew, forward engine room, aft engine room, Guests/Owners and Lazarette.

Keel & Bulb: 90 Tons Lead encapsulated pigs

Hull plating: Topside 8mm/bottom 10mm/keel 15mm

Steering: Wagner & Alloy, (2) rams, (2) 7.5 kW motors with hydraulic pumps

Emergency steering: In lazarette through deck fitting.

Rudder: Semi balanced with skeg mounted bearing.

Bow Thruster: 24" retractable, 5 bladed duo prop propeller, 90HP, American Bow Thruster

Stern Thruster: 20" retractable, 5 bladed duo prop propeller, 90 HP, Americam Bow Thruster

Teak deck: 16mm thick, king planks 150mm, margin 80mm & main planks 62mm

MECHANICAL EQUIPMENT

Engine: (1) Caterpillar Diesel 3412E, 895 kW at 2300 rpm

Engine Hours: 14,450 hours

Gearbox: ZF 1960 reduction gearbox, ratio 4.036:1

Gearbox PTO: (2) 71cc Rexroth pumps for main hydraulic system

Propeller: (1) Hundested variable pitch controlled (4) blades feathering

SPEED & RANGE UNDER POWER

Range (nm @ Cruising Speed): 4,500 nm @ 12 knots

DOORS, HATCHES AND PORTLIGHTS

Pantograph door: (2) Bridge & (1) Engine room

Salon Aft sliding door: (2) infrared sensor, pneumatic mechanism & belt driven.

Fly bridge access hatch: (1) Pneumatic and retractable

Superstructure fixed Windows: (3) Tilse formglass special

Cockpit sliding screen: (2) electric raise & fall Laminated & toughened Glass

Port lights:(14) laminated double-glazed

Flush hatches: (5) crew access, galley, port& starboard crew cabin, captains cabin

Transom: Transom swim platform with crew tender launch & retrieval facilities

Passerelle:Hydraulic, remotely controlled, 3m extension after transom.

Side boarding ladder: Marquip stowable

Deck lockers: (5) stowage dock lines & fenders, (1) petrol storage.

Deck hatches: (2) Aft deck hatches, Windlass hatch, forepeak hatch

HYDRAULIC TANKS AND SYSTEMS

Hydraulic Oil reservoir: 575 litres including 270 litres reserve tank

Hydraulic Storage tank: 650 litres

Hydraulic header tank: 160 litres (in engine room)

Hydraulic pumps: (1) x each (2) generator 135cc, (2) x on main engine 71cc, (1) 15KVA AC motor driving pump 28cc.

Hydraulic service forepeak system:

- (2) deployable/ stowable Anchor arms
- (2) AY 400 Winches
- Chain wash pump
- Reckmann reacher furler
- Reckmann blade furler
- Bow thruster port & starboard up/down
- 2 maxwell anchor windlass

Hydraulic service forward bilge system:

- (2) blade sheet captive winches + feeder blocks
- Staysail furler
- (2) staysail captive winches + (2) feeder blocks

Hydraulic service Engine control room system:

- Port & starboard main sheet captive winches + (2) feeder
- Port & starboard AY400 mast winches
- Tender hoist (4) rams

Hydraulic service Mast area system: (running backstays moved to lazarette)

- Main halyard captive winch + feeder block
- Boom vang
- Boom lock and furler
- Reacher halyard ram
- Blade halyard ram

Hydraulic service aft area system:

- (2) reacher feeder blocks
- (2) running backstay winches and feeder blocks
- Stern thruster port & starboard up/down
- (2) Port & starboard AY500 MPS sheet winches
- Port & starboard reacher captive winch + (2) feeder blocks
- (2) backstay rams
- Transom doors & locks (6) functions
- Swim platform & locks (4) functions
- Runner captive winches + (2) feeder blocks
- Passerelle (4) functions

FRESH WATER TANKS AND SYSTEMS

Fresh Water tank: 10,740 litres (2,927 US Gallons) in (2) tanks

Water Boiler accumulator: 700 litres (184 US Gallons) in (2) tanks Macdonald

Tank fills: water counter/softener system, charcoal filter

Fresh water pressure pumps: (2) Grundfos stainless steel jet

Circulating Pumps: (2) Grundfos

Silver Ion system: AG Sterilizer auto/manual control

Fresh Water Plumbing: George Fisher PVC welded throughout, pexal pipe tails.

Watermakers: (2) Idromar MC8S 450 l/h (118.8 US Gln/h)

Sprinkler Tank: 600 litres (158.5 US Gallons) integral Aluminium welded

Sprinkler system pumps: (2) one fresh water 4kw & one salt water 15kw, Grundfos

GREY WATER AND WASTE, TANKS AND SYSTEMS

Grey/Black water: (1) 1,200 litres (317 US Gallons) in keel

Tank discharge pump:(1) Edson, pneumatic

Marine Toilets: 11) Actana superflush 2003, fresh water operated.

Waste Treatment system: Hamann treatment system

Waste system plumbing: George Fisher Dalmine heavy duty PVC pipe

BILGES AND FIRE SYSTEMS

Bilges compartment: (9) with high water alarms, bilge suction, stripping system & wandering hoses

Primary bilge pump: (1) MP Pumps

Hand bilge pump: (1) Whale Gusher

Bilge stripping pump: (1) Crossover to waste treatment discharge, Edson

Fire pumps: (2) MP single Pumps

Emergency fire/bilge pump: Yamaha Diesel

Oily water separator: (1) DVZ

COMPRESSED AIR SYSTEM

Air compressors: (2) Hydrovane rotary air compressors (new 2016)

Air receiver tank: (1) 100 litres

Emergency tank: (1) 50 litres

Air dryer: (1) MTA SPA

Compressed air system: Valves (hull & bulkhead shut off valves), bilge stripping pump, stern gland emergency seal, fuel transfer pump, waste discharge pump, Dual air horns, deck hatches seals, transom door seal, gear box auxiliary PTO cylinder. Anchor hatches and crew entrance hatch pneumatically operated.

AIR-CONDITIONING, VENTILATIONAND REFRIGERATION

Air conditioning: (2) unit Condaria 144.000 BTU each

(8) Compressors

(2) Chilled water pump

(2) Sea water pumps(4) Air makeup pump Air Makeup Fan Coils

Fan Coils: (9) crew area, (7) guest area, (6) salon area, (2) cockpit.

Extraction ventilation: Forepeak, forward crew area, galley, Emergency E/R CO2, control room, captain's cabin, Saloon, guest areas, lazarette.

Engine room ventilation: Port discharge 1.72m³/s Starboard inlet 2.95m³/s Starboard inlet 2.95m³/s

Galley refrigerator: Hoshizaki (4) doors

Galley Freezer: Hoshizaki (4) doors

Galley In-floor freezer: Alloy Yachts in house build.

Pantry: (3) Eurocave wine cooler refrigerator

Ice maker: (4) Hoshizaki (salon bar, cockpit, Fly bridge & pantry)

Domestic bar refrigerator: (2) master cabin, fly bridge

Salon bar & cockpit: (2) Custom (2) door stainless steel refrigerator
(1) Eurocave wine cooler)

ELECTRICAL SYSTEM

Underwater Lights: (22) Seavision by underwater lights

Generators & Electricity: (2) Northern Lights 113Kva

Generators Hours: 30,000 hours each

AC system: 230/400 volt 50Hz

DC system: 24 volt / 12 volt

Main switchboard: 400v, Synchronising w/ seamless shore power change over

Inlet shore power cable: 125 Amp Cablemaster CM-8 retractable

Shore power converter: Mastervolt converter output 75 Kva, 400/230, 50 Hz

Service batteries: (12) 24V Sonnenshein 2volt 420 AH gel batteries

Service batteries charger: (3) Mastervolt 100 Amp

Starting batteries: 24VDC, (2) 12 4D Varta 140 AH

Starting batteries charger: Engine alternator & (2) Mastervolt 24volt 6 amp

Radio batteries: (12) 24V Sonnenshein 2volt 420 AH gel batteries

Radio batteries charger: (2) Mastervolt 25 Amp

Emergency batteries: (12) 24V Sonnenshein 2volt 420 AH gel batteries

Emergency batteries charger: (2) Mastervolt 25 Amp

Emergency power pack bat: (8) 12 Volt Dynasty MPS 12-100 AGM cells

Emergency P.P.B charger: (2) Mastervolt 50 Amp

SAILS, RIGGING AND WINCHES

Sail Area: 3,830m² (27,000ft²)

Main Sail: (1) Doyle/ Stratis carbon/tuaron fully battened boom furling, (delivered March 2019)

Staysail: (1) Doyle Stratis furling, NZ (2019)

Reacher/Blade: (1) Doyle Stratis furling, NZ (2019)

Genoa: (1) Doyle Stratis furling, NZ (2019)

MPS: Nylon with sock, North Sails, NZ (2006)

Spar: (1) 63.4 m Southern Spars, NZ. Carbon fibre, 5 spreader, keel stepped hydraulic jacking, high modulus carbon Germanischer Lloyd certified, Panamax rigged.

Boom: (1) Furling Southern Spars, Carbon fibre, hydraulic.

Boom Vang: Southern Spars

Crow Nest: Southern Spars, electric hoist.

Tender Pole lift: Carbon fibre, (re-fitted 2016)

Sail tracks & blocks: Harken

Rigging: Ocean Yacht Systems (OYS), Stainless steel rod, discontinuous

Furling Gear: (3) Reckmann hydraulic (carbon foils) genoa, staysail & blade

Foredeck vertical winches: (4) AY400 hydraulic drum (foredeck & mast)

Aft deck vertical winches: (2) AY500 hydraulic drum (MPS & mooring)

Captive reel winches AY: (11) total: (2) Blade, (2) Genoa, (2) Staysail, (2) Main sail sheet, (1) main halyard, (2) runners

ANCHOR AND MOORING SYSTEM

Anchors: (2) Manson 235 kg stainless steel plough anchors recessed in foredeck

Chains: (2) 197.5 m stud link 19mm galvanized chain

Anchor winches: (2) Maxwell 11000 vertical, recessed forward locker

Kedge anchor aft: (1) Fortress FX-125 Aluminium

Kedge anchor chain: (1) 25m & 100m x 30mm Nylon rode.

ELECTRONICS, COMMUNICATION AND NAVIGATION EQUIPMENT

Wheelhouse port:

SSB Furuno FJ2570C

VHF Furuno FM-8800SD

Satcom C Furuno Felcom 15 with monitor & key board

Promon 19" Monitor (2018)

Wheelhouse starboard:

(2) Promon 19" Monitor (2018)

Satellite compass Furuno SC50

Barograph Bohlken

Brooks & Gatehouse, A+T systems upgrade 2018.

(2) Radar Furuno 1810

Furuno AIS model FA-150

Magnetic compass 6" SIRS Navigation 'Major'

Navigation Autopilot FAP-500 Furuno NavPilot

Navigation Net Furuno VX2

Furuno GPS GP-37

Cockpit:

(2) Brooks & Gatehouse Hydra 2000

Gooseneck (4) Brooks & Gatehouse 20/20

Captain's cabin:

Brooks & Gatehouse Hydra 2000

Fly bridge helm station:

Magnetic compass SIRS Navigation 'Major'

(2) Repeater Furuno NavPilot FAP-5011

(2) Rudder angle indicators

(2) Brooks & Gatehouse Hydra 2000

(2) Caterpillar Main Engine MMFD display

Port Navigation station:

VHF repeater Furuno

Fly bridge centre:

(2) Monitor screens KEP 15"

Centre Sea touch monitor screen

Other communication:

Panasonic PABX

(2) GSM phone

Shore side phone line

(2) 4G card Pepwave routers, twin high gain 1M Axxess marine antennas (2018), Kerio communications controller.

VSAT Inmarsat USAT 30.

Wireless internet throughout

Iridium Phone (new 2018)

MONITOR AND CCTV SYSTEM

Touch screen monitoring:

(5) 12" full colour touch LCD screen in Wheelhouse, crew mess, control room, fly bridge & Engineers Cabin

Alarms system:

Fuel & Water Tank Levels

All lube oil, bilge water, hydraulic oil tank level

Black & Grey Water tank levels

Full generator control & instrumentation

Control, indication & alarms of Navigation lights

Control and indication of exterior lighting

CCTV monitoring. Alloy Yachts Seatouch System.

CCTV SYSTEM CAMERAS:

(1) Mast Head - Pan/Tilt/Zoom/Focus wheelhouse control

(1) Fixed Dome on Spreader 1 fixing port side deck boarding area

(1) Fixed Dome Engine Room forward bulkhead

(1) Fixed Dome Engine Room aft bulkhead

SAFETY AND FIRE PROTECTION

Life rafts: (2) SOLAS 25-man life rafts (new 2016)

Life Jackets:

(20) Immersion suits

(22) Adult life jackets, and (22) inflatable twin chamber SOLAS

(4) Children's life jacket

Offshore flare kit:

SOLAS Life rings kit: (2) EPIRB, (1) SART, (1) Line thrower (2)

Set of Navigation shapes:

Fire suits: (2) BA and fire protective sets complete, 6 bottles.

Horn: Kahlenberg

Fire extinguishers:

(10) 2.7kg dry powder

(13) 4.5kg dry powder

(3) 9litre foam

(3) 5kg CO2

(1) 1kg dry powder

(1) Fire blanket in galley

Fire extinguishing Sprinklers: Throughout the vessel

Fire Detection system: Throughout the vessel in the overhead

Engine room fire fighting: CO² bottles in control room

AUDIO AND VISUAL EQUIPMENT

Central sounds system:

Creston controller (Owner, Guests, Salon, Aft deck, Fly Bridge), music program (classic, western, pop, classic, rock...) SONOS system install throughout(2016) linked to spotify.

Owner's Stateroom:

(1) 20" LCD TV concealed behind artwork, Radio/CD/DVD, satellite receiver, Bose surround sound, Plex audio/visual music storage, hosted by Synology, controlled by Mac server. Ipad Crestron control main salon, aft deck. Ipad control throughout. Transas, MaxSea navigation Monitoring, CCTV camera monitoring. IPod Dock.

(4) Guests cabins:

(1) SONOS amp, (2) flush 6.5" speakers, IPod Dock, Plex on demand music/ video. SONOS on demand music. Ipad control and display. All cabins are cable installed & coiled for Plasma screen & DVD installation if desired.

Crew Mess & cabins:

(1) 42" LCD TV, Radio/CD/DVD, satellite receiver, (2) flush 6.5" speakers, (1) B&G FFD, (4) Radio/CD & (4) 6" flush speakers.

Captain cabin:

(1) 32" LCD TV, Radio/CD/DVD, (1) B&G FFD, (1) 6" flush speakers.

Main salon:

Ipad control/ Creston app control, Main DVD unit, SONOS music, Plex audio visual on demand music and video server. Satellite Receiver (EURO, USA, CARIB). Mast Camera viewing, Radio/CD iPod Dock

TENDERS AND WATERSPORTS

Tenders:

- (1) Main tender Castoldi 21' L.C. Jet, Yanmar engine, located foredeck well. (new 2019)
- (1) Crew tender Castoldi 14' Jet Yanmar engine, located Lazarette. (new engine 2016)

Water Sports:

- (2) Laser dinghies
- (2) Kayaks

Diving Compressor:

- (1) Bauer compressor, 240 Bar, adaptor to refill BA bottles

Crane:

- (1) Halyard and carbon-fibre tender lifting boom

RECENT UPGRADES AND MAINTENANCE

- New set of sails March 2019
- All Polycarbonate interior hull windows replaced Nov 2016/ (2) 2018
- Crew area hull exterior hull windows re-installed Oct 2018
- (2) Northern Lights Generators 30.000 hours. (Rebuild 2012, 15000 hours)
- (1) Main Engines (full rebuild December 2014). 2016 after coolers pressure tested, heat exchangers removed for service and cleaning 2016, 2018
- Gearbox removed and rebuilt 2016
- Hundested pitch box removed, rebuild and upgrade 2018
- Propeller, tail-shaft survey completed Oct 2018
- Rudder lowered inspected and returned 2018
- New guest tender, Castoldi 21', 2019

10 YEAR LLOYD'S CLASS SURVEY 2016

- Mast un-stepped & re-installed March 2016, paint polished, Rigging inspected and serviced/ replaced as per OYS recommendations, Marine Results International.
- Boom furling motor re-built as scheduled maintenance.
- Thru-hull valves serviced and replaced as necessary, distance pipes replaced 2014/ 2016.
- All Pumps serviced, inspected or replaced as required.
- All tanks inspected and fresh water tanks coating repaired where necessary.
- Lloyd's class certificate & Compliance LY2 Cayman Island reissued.

SAILS AND RIGGING

- Main sail replaced November 2012
- Blade replaced January 2014
- Stay sail new October 2018
- PBO Staysail stay replaced new; i3 2015
- Genoa & Blade halyards replaced 2014.
- All sheets replaced 2014/15. Recovered 2016.

ENGINE AND GENERATOR

- Main engine service: current hours: 14,450 hours. Full rebuild completed at 10,000 hours- all new parts, only crankshaft and main block original to the engine.
- Generators complete re-build at 15,000 hours, current 30,000 hours, next overhaul previewed at 45.000 hours, 2000-hour service October 2018.

ENTERTAINMENT, COMMUNICATION & IT UPGRADES

- Sonos system throughout, upgraded allowing streaming radio & music 2016.
- AV driven through Ipad, Mac server running Crestron hardware main salon, master, aft cockpit.
- Mac-server 2012, 10 I pads,
- Vsat Seatel U Sat 30 2012
- Main saloon 49" TV, Panasonic LED 2018.
- 4G antenna and twin pepwave router install 2018.

GENERAL MAINTENANCE

- Superstructure touch paint as required
- Waterline polish 2018.
- Under-water paint new antifoul October 2018, 18M International Trilux 33
- Sails inspection & service May 2018.
- Captive & captive winches inspection & service, ongoing maintenance schedule.
- Anchor windlasses inspection and removal October 2018.
- Teak deck sanded seasonal – latest October 2018
- Tender service underway October 2018. New Castoldi 21LC - 2013.

2018 UPDATES

- LRS tail-shaft survey, shaft inspected – OK, straightness checked and shaft straightened.
- Rudder removed, bearing inspected and approved, rudder returned.
- antifouling repainted October 2018,
- bilge system, pumps, sea water inlets all overhauled 2018.
- Hundested Pitch box rebuild 2018.
- engine room bilge area painting
- forepeak area bilge painting
- lazarette area bilge painting
- water tank professional cleaning, touch ups.
- grey/blackwater tank cleaning / paintwork touch up repair.

Exclusions

Owner's personal belongings.


Disclaimer


The Company offers the details of this vessel or yacht in good faith but cannot guarantee or warrant the accuracy of this information nor warrant the condition of the vessel. A buyer should instruct his representatives, agents, or his surveyors, to investigate such details as the buyer desires validated. This vessel or yacht is offered subject to prior sale, price change, or withdrawal without notice.


PHOTOS







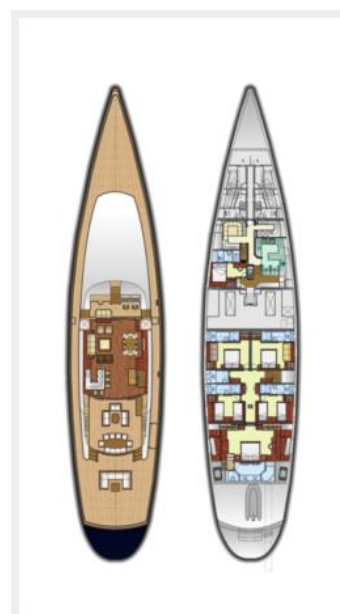








Prana GA



CONTACTS

Andrey Shestakov, leading yacht broker of the sales department of Shestakov Yacht Sales Inc. Shestakov Yacht Sales Inc., the official representative of the Miami/Fort Lauderdale FL headquarters.

Contact details

Email:
andrey@shestakovyachtsales.com

Web: shestakovyachtsales.com/en/

Telephones

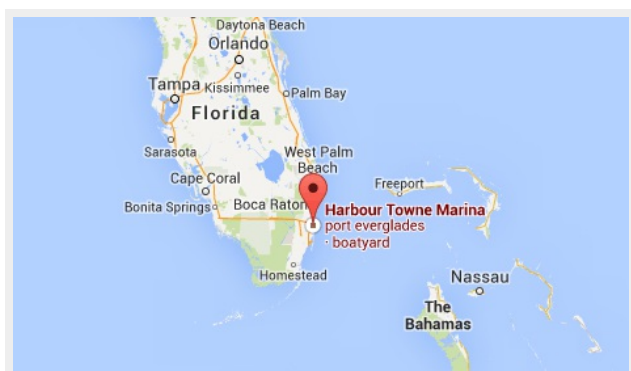
USA: **+1(954)274-4435**

Office hours

Monday – Saturday: **9:00 - 21:00 EDT**

Sunday: **closed**

Address



Harbour Towne Marina, 850 NE 3rd St,
STE 213, Dania, FL 33004