

FREEDOM — PRINCESS YACHTS



Builder: PRINCESS YACHTS

Year Built: 2015

Model: Motor Yacht

Price: PRICE ON APPLICATION

Location: United States

LOA: 88' 0" (26.82m)

Cruise Speed: 21 Kts. (24 MPH)

Max Speed: 27 Kts. (31 MPH)

Our experienced yacht broker, Andrey Shestakov, will help you choose and buy a yacht that best suits your needs **Freedom — PRINCESS YACHTS** from **our catalogue**. Presently, at **Shestakov Yacht Sales Inc.**, we have a wide variety of yachts available on **our sale's list**. We also work in close contact with all the big **yacht manufacturers** from all over the world.

If you would like to buy a yacht **Freedom — PRINCESS YACHTS** or would like help answering any questions concerning purchasing, selling or chartering a yacht, please call **+1(954)274-4435**

TABLE OF CONTENTS

TABLE OF CONTENTS	2
SPECIFICATIONS	3
Overview	3
Basic Information	11
Dimensions	11
Speed, Capacities and Weight	11
Accommodations	11
Hull and Deck Information	11
Engine Information	11
PHOTOS	12
CONTACTS	20
Contact details	20
Telephones	20
Office hours	20
Address	20

SPECIFICATIONS

Overview

The 88 yacht for sale, epitomises everything that is Princess. She is powerful, agile and gracefully elegant. Ideally suited to long-range cruising, her unique deep-V hull design utilizes the very latest resin infusion technology so her performance and handling are both impeccable and efficient. The deck layout is as flexible as it is social, perfect for enjoying life on the water. Wide side decks lead from the large cockpit to a secluded fore deck seating area and the fly bridge provides exceptional space for relaxing or entertaining with a large dining table, bar and optional spa bath. On the main deck, a powered balcony from the starboard side deck, connecting the saloon with the anchorage through sliding glass doors.

Deck:

Teak-laid transom platform, cockpit deck, stairway to flybridge, side decks, foredeck walk through and flybridge

- Twin stainless-steel anchors (80kg/176lbs and 50kg/110lbs)
- Deck chain stoppers Lewmar twin hydraulic anchor winches capstans with foredeck controls
- Electro-hydraulic raise/lower transom platform (600kg/1323lbs)
- Anchor wash/deck wash facility with fore deck and aft deck outlets
- Twin stemhead rollers with automatic anchor launch and self stowing facility
- Two mooring bollards forward with rope fairleads
- One sets of spring cleats
- Stern line mooring winches port and starboard (24v)
- Two stern mooring cleats and fairleads
- Two bathing platform cleats
- All cleats and bollards in stainless steel
- Coachroof sunbed recess with cushions and storage facility
- Coachroof storage locker for fenders and rope
- Coachroof fore and aft seating/sunbed area with stowable table
- Stainless-steel pulpit side stanchions and guardrails
- Canopy and forward seating
- Navigation lights and riding light
- Dual station remote control searchlight
- Stern docking lights (2)
- Twin shore-power inlets each with 15m (50ft) self stowing cables (Glendinning system)
- Fuel fillers port and starboard
- Twin horns
- Dockside water

- Swimming ladder
- Transom shower
- Optional folding balcony section integrated into starboard bulwark with sliding starboard side doors
- Deck lighting

Aft Cockpit Area:

- Self draining cockpit
- Upholstered seating aft with table and chairs
- Overhead and deck level lighting
- Stainless-steel handrails
- Remote control 4.4m telescopic passerelle
- Stern docking control position
- Storage lockers
- Twin gates to bathing platform
- Access door to crew cabin and engine room (from side deck)
- Lazarette
- Fusion radio with proof vision
- TV 37"

Fly Bridge

- Dual station instrument controls including fuel gauges (see Wheelhouse)
- Helm position with hydraulically raised instrument console
- Double screens Raymarine radar/chartplotter with 15.4" screen / Autopilot and control depth finder
- Power-assisted electro-hydraulic steering with adjustable wheel Visual and audible warning system for bilge pumps, engine room fire extinguishers, fuel filters, exhaust temperatures and engine oil pressure and water temperature
- Adjustable helm seat
- Port and starboard forward L-shaped seating
- Large U-shaped seating/dining area
- Fusion Stereo
- Bennet trim tabs
- Bow and stern thruster
- Stairway to cockpit with hatch
- Console and seat covers
- Wetbar including sink with electric barbecue, and refrigerated icebox plus storage
- Life raft storage brackets
- Deck level lighting
- Cat engine control
- ABT - track control

Wheelhouse:

- Adjustable helm seat U shaped seating and table
- Instrument console with engine instruments also incorporating raw water exhaust temperature alarm system, fuel filter alarm system and fuel gauges
- Dual station instruments and controls at Flybridge and Wheelhouse:
- Rudder position indication
- Electronic engine controls
- Power-assisted electro-hydraulic steering with adjustable steering wheel
- Bow thruster control
- Trim tab controls with indicators
- Autopilot
- VHF with DSC R/T with intercom
- Colour radar (with scanner) & GPS/Chartplotter (twin 15.4" displays at lower helm and single 15.4" display at upper helm)
- All electronic navigation equipment interfaced with radar and autopilot
- Speed and distance log
- Echo sounder with alarm
- Speed/log linked to autopilot and interfaced GPS/chart plotter and open scan radar
- Magnetic compass
- Horn button
- Remote control searchlight
- Chart table with light and chart storage
- Main electrical switch panel (24v and 240v)
- Bilge pump control and alarm system
- Intercom to flybridge and all cabins
- Loudhailer and fog horn
- CCTV linked into chartplotter display at lower helm served by fixed cameras in engine room and at stern
- 240v power outlet
- Triple windscreen wipers with variable speeds and fresh water windscreen wash system
- Overhead lighting
- Fire extinguisher
- Access door to side deck
- Access to saloon and galley
- 12v outlet
- Red night lighting
- Timber flooring

Day Head:

- Electric freshwater toilet
- Wash hand basin with granite/marble work surface
- Tiled floor
- Storage cupboard

Lobby Area:

- Full height cupboard
- Access to under floor storage
- Overhead and concealed 24v lighting
- Fitted carpet

Power and Drive Systems:

- Raw water temperature warning lights and buzzers at both helm positions
- 5 bladed propellers in nickel aluminium bronze
- Hydraulic bow and stern thruster
- Engine room lighting
- Engine room access door from side deck
- Electronic engine and gear shift control systems
- Power-assisted electro-hydraulic steering system
- Dual station electro-hydraulic trim tabs with indicators
- Engine driven hydraulic pump for bow thruster and anchor winch
- Dripless shaft seals

Electrical System:

- 24 Volt
- 4 x heavy duty batteries for engine starting
- 6 x heavy duty auxiliary batteries
- Battery link facility with remote control at helm position
- Additional battery bank for generators
- Engine alternators charge both banks of batteries via automatic switch charging system
- 24v float battery chargers charge both banks of batteries via automatic switch charging system
- Remote battery isolator control switches at main switch panel position
- Circuit breakers on all circuits
- Two 2 x 27kW @ 50Hz diesel generators in own sound shields, water cooled and with specially silenced exhaust systems and with remote operation from main control panel
- 2 x 64-amp shore support inlets with Glendinning cable system (15m/50ft each)
- Shore power/generator change over control operated from main control panel

Fuel System:

- Main fuel tank with fuel polishing transfer system to day tank giving a total of 2408 gal/2892 US gal/10950 litres of fuel capacity
- Fuel fillers to port and starboard
- High capacity duplex fuel filters/water traps with integral changeover valves and water sensors connected to alarms at both helm positions

- Remote fuel isolation controls in cockpit locker for main engines and generators
- Fuel gauges at lower and upper helm positions

Water System:

- Water tanks in heavy duty polypropylene giving 285 gallons/342 US gallons (1295 litres) capacity plus 45 gallons/54 US gallons (205 litres) hot water calorifier
- Water level gauge
- Deck filler
- Automatic water pump with filters
- Pump circuit breaker at main switch panel
- Electric freshwater toilet system linked to 100 gal/ 120 US gal/454 litres holding tank with electric, overboard and dock side discharge with manual backup overboard discharge
- Level contents gauge on main switch panel

Fire Extinguishers:

- Automatic engine room fire extinguisher system (with manual override) and warning system at both helm positions providing automatic shutdown of engines, generators and ventilation fans
- Automatically operated engine room air shutoff system
- Hand operated fire extinguishers in: All staterooms, galley, lower helm position and crew quarters

Main saloon:

- Seating area to port with two armchairs and larger L-shaped sofa
- Sofa to starboard
- Coffee table
- 55" HD LED Samsung TV on electric lift system
- 5.1 AV surround sound system
- Sideboard units containing drinks refrigerator, bottle and glassware storage and icemaker
- Panoramic tinted toughened glass windows port and starboard
- Stainless-steel framed cockpit triple doors
- Overhead and concealed lighting with dimmer (24v)
- Blinds and/or curtains to all doors and windows
- Fitted carpet

Forward Dining Area:

- Dining table
- Dining chairs
- Tinted toughened glass windows with blinds/curtains
- Optional balcony access

- Overhead and concealed lighting (24v with dimmer)
- Storage area for cutlery and crockery (10 place settings supplied)
- Space for additional storage

Master cabin and bathroom:

- Large double bed with bedside tables and drawers below
- Wardrobes with hanging and drawer storage
- Starboard seating with table
- Port side dressing table with storage drawers and cupboards
- 48 HD LED Samsung TV
- Refrigerator
- Overhead and concealed 24v lighting with dimmer
- Bedside wall lights
- Built-in safe
- Telephone/intercom
- Air conditioning/heating outlets
- Fitted carpet

En-suite bathroom:

- Twin wash basins
- Bathroom unit worktops and floor in a choice of marble or granite
- Stall shower (N.B. a bath can be fitted in conjunction with the stall shower if required)
- Bidet
- Extractor fan
- Heated towel rail
- Storage cupboards
- Bathroom accessories

VIP cabin and bathroom

- Large double bed with drawers below
- Walk-in wardrobe with both hanging and storage facilities
- Drawer/cupboard storage
- Dressing table with stool
- 32" HD LED Samsung TV
- Radio/iPod/MP3
- Overhead and concealed 24v lighting with dimmer
- Bedside wall lights
- Escape hatch
- Air conditioning/heating outlets
- Fitted carpet

En-suite bathroom:

- Washbasin
- Bathroom unit worktops and floor in a choice of marble or granite
- Stall shower
- Extractor fan
- Heated towel rail
- Storage cupboards
- Bathroom accessories

Starboard Guest Stateroom:

- Large double bed with drawers below
- Wardrobe
- Drawer/cupboard storage
- Dressing table
- 32" HD LED Samsung TV
- Radio/iPod
- Overhead and concealed 24v lighting with dimmer
- Bedside wall lights
- Air conditioning/heating outlets
- Fitted carpet

En-suite bathroom:

- Washbasin
- Bathroom unit worktop and floor in a choice of marble or granite
- Stall shower
- Extractor fan
- Heated towel rail
- Storage cupboards
- Bathroom accessories

Port Guest Stateroom:

- Twin single beds with drawers below
- Bedside table
- Wardrobe
- Storage drawers and lockers
- Overhead and concealed 24v lighting with dimmer
- Bedside wall lights
- Air conditioning/heating outlets
- Fitted carpet

En-suite bathroom:

- Washbasin
- Bathroom unit worktop and floor in a choice of marble or granite

- Stall shower
- Extractor fan
- Heated towel rail
- Storage cupboards
- Bathroom accessories

Galley

- Granite or similar work surfaces and timber floor
- Four ring ceramic hob
- Microwave/conventional oven with grill
- Full size refrigerator and deep freeze
- Twin stainless-steel sinks
- Dishwasher
- High and low level storage cupboards and drawers
- Extractor fan
- Venetian blinds/curtains to windows
- Cutlery and crockery storage
- Microwave
- Access door to side deck
- Access to wheelhouse and dining area
- Timber flooring

Crew mess

- Captain's cabin with double berth, desk, wardrobe, drawers and storage locker
- Crew cabin with two single berths, wardrobe and storage lockers
- Air conditioning/heating outlets in both cabins, bathroom and crew mess area
- Overhead and individual berth lighting
- Both cabins have opening portlights
- Bathroom with separate stall shower, electric freshwater toilet and washbasin
- Seating area with sofa and table
- Microwave oven
- Sink
- Refrigerator
- Overhead 24v lighting
- Timber laid floor
- Washing machine and separate dryer
- Access from side deck
- Access to engine room

Accessories

- 2015 Yamaha 11'

Tender

- 2015 WMR 14' Tender

Basic Information

Category: Motor Yacht

Sub Category: Flybridge

Model Year: 2015

Year Built: 2015

Country: United States

Fly Bridge: Yes

Dimensions

LOA: 88' 0" (26.82m)

Speed, Capacities and Weight

Cruise Speed: 21 Kts. (24 MPH)

Max Speed: 27 Kts. (31 MPH)

Accommodations

Total Cabins: 4

Total Heads: 5

Crew Cabin: 1

Crew Berths: 2

Crew Sleeps: 3

Crew Heads: 1

Hull and Deck Information


Hull Material: Fiberglass

Hull Color: Grey



Engine Information

Manufacturer: MTU

PHOTOS

















CONTACTS

Andrey Shestakov, leading yacht broker of the sales department of Shestakov Yacht Sales Inc. Shestakov Yacht Sales Inc., the official representative of the Miami/Fort Lauderdale FL headquarters.

Contact details

Email: **andrey@shestakovyachtsales.com**

Web: shestakovyachtsales.com/en/

Telephones

USA: **+1(954)274-4435**

Office hours

Monday – Saturday: **9:00 - 21:00** EDT

Sunday: **closed**

Address



Harbour Towne Marina, 850 NE 3rd St, STE 213, Dania, FL 33004