

ALL THAT JAZZ — HARGRAVE



Builder: HARGRAVE

Year Built: 2008

Model: Motor Yacht

Price: PRICE ON APPLICATION

Location: United States

LOA: 100' 0" (30.48m)

Beam: 21' 0" (6.40m)

Max Draft: 5' 11" (1.80m)

Cruise Speed: 18 Kts. (21 MPH)

Max Speed: 21 Kts. (24 MPH)

Our experienced yacht broker, Andrey Shestakov, will help you choose and buy a yacht that best suits your needs **ALL THAT JAZZ — HARGRAVE** from our catalogue. Presently, at Shestakov Yacht Sales Inc., we have a wide variety of yachts available on our sale's list. We also work in close contact with all the big yacht manufacturers from all over the world.

If you would like to buy a yacht **ALL THAT JAZZ — HARGRAVE** or would like help answering any questions concerning purchasing, selling or chartering a yacht, please call **+1(954)274-4435**

TABLE OF CONTENTS

| | |
|------------------------------|----|
| TABLE OF CONTENTS | 2 |
| SPECIFICATIONS | 3 |
| Overview | 3 |
| Basic Information | 3 |
| Dimensions | 3 |
| Speed, Capacities and Weight | 3 |
| Accommodations | 4 |
| Hull and Deck Information | 4 |
| Engine Information | 4 |
| DETAILED INFORMATION | 5 |
| Accommodations | 5 |
| Exclusions | 21 |
| Disclaimer | 21 |
| PHOTOS | 22 |
| CONTACTS | 32 |
| Contact details | 32 |
| Telephones | 32 |
| Office hours | 32 |
| Address | 32 |

SPECIFICATIONS

Overview

This is absolutely one of the cleanest & finest 101' Hargraves on the market. If you read through the listing, you will find the seller has spared no expense updating the entire interior. Plus exterior fabrics and cushions. The entire A/C system was replaced August 2017. There a many new electronics and updated items along with all the recent maintenance. These are all indicated in the listing. The owner has spent aprox. \$235,000 over the past year. Easy to show, although owners live aboard so please give as much notice as possible. They are extremely accommodating. Also are not around much over the summer months. May to Mid-Sept.

Basic Information

Category: Motor Yacht

Sub Category: Raised Pilothouse

Model Year: 2008

Year Built: 2008

Country: United States

Vessel Top: Hardtop

Fly Bridge: Yes

Dimensions

LOA: 100' 0" (30.48m)

Beam: 21' 0" (6.40m)

Max Draft: 5' 11" (1.80m)

Clearance: 33' 0" (10.06m)

Speed, Capacities and Weight

Cruise Speed: 18 Kts. (21 MPH)

Max Speed: 21 Kts. (24 MPH)

Water Capacity: 800 Gallons

Holding Tank: 200 Gallons

Fuel Capacity: 3800 Gallons

Accommodations

Total Cabins: 4

Sleeps: 8

Total Heads: 5

Crew Cabin: 2

Crew Sleeps: 6

Crew Heads: 2

Hull and Deck Information

Hull Material: Fiberglass

Hull Configuration: Modified Deep Vee

Hull Color: White

Interior Designer: Kim K.

Engine Information

Engines: 2

Manufacturer: Caterpillar

Model: C-32A

Engine Type: Inboard

Fuel Type: Diesel

DETAILED INFORMATION

Accommodations

Designed and outfitted with amenities for family use. Full walkaround decks. All the technical aspects are balanced by a sense of warmth and richness throughout the interior and exterior living spaces. Deep natural woods and fabrics create inviting areas to relax with family or entertain guests.

You will quickly notice that no two Hargrave yachts are exactly alike. Unlike leading production yacht brands like Westport, Hatteras, and Lazzara, our custom boats are all different when they are new and so they are all different when they are presented in the resale market. Hargrave's ability to build fully custom yachts means more choice and variety for you when shopping for a pre-owned yacht. With production built boats when you've seen one, you've seen them all, but not with Hargrave.

Upgrades done 2017/2018

New AC throughout the boat. All new air handlers, plumbing and chillers plus flybridge

New Soft goods throughout

New Salon furnishings (Clive Davis) and Lighting installed

New Carpet throughout

New Canvas Forward and Aft

New Windshield covers

New Hydraulic (2) steering hoses replaced

New Garmin unit replaced on bridge

New polycarbonate forward bridge enclosures

New VHF antenna replaced

New Galley refrigerator

New (1) bilge blowers

New Wheelhouse dash

New Wheelhouse dash Garmin

New (3) Wheelhouse dash monitors

New Galley, TV and sound bar

New Aft deck refrigerator

New Aft deck sunshade

New Hot tub cover

New Hot tub canvas

New Flybridge sun pad cushions

New Grill installed

New Aft and forward seat covers

NEW water pump impellers P&S Generators & new water pump Strb. Gen.

Video Camera system upgrade

Two life rafts re-certified 2-2017

New Shaft Seals (Tide Seals) 2 each side

All New cutlass bearings

Upgrades done late 2016

NEW Hydraulic Steering hoses

NEW Crossover Fuel lines

NEW Engine & Generator Batteries

NEW Engine Zincs and hull Zincs

NEW Generator mixing elbows Port & Starboard and new Sensors

NEW After cooler Starboard Generator

NEW stainless steel bow anchor plates

NEW Sun shades Galley and Wheelhouse

NEW Aft Deck cushions and Bow cushions

NEW Canvas covers, Bow sun pad, Fly Bridge Hot tub, Fly Bridge Freezer/Grill, Tender

NEW Galley cooktop, Convection Oven

NEW Chest Freezer

NEW Aft Deck TV**NEW Main Salon TV****NEW Salon Furniture (all)****NEW Low Level LED lights Exterior Blue/White, Interior White through out****NEW Headhunter treatment plant, includes all pumps and blowers****NEW Complete Energy Efficient TERMODINAMICA AC system throughout, includes Fly bridge AC. NEW Chillers, Air Handlers (12), and pumps****NEW Fly Bridge Ice Maker****8 Custom made Fender Hooks****NEW tubes on Tender****Accommodations**

This Beauty has a generous layout including four staterooms: Master w/ King berth, 2nd VIP w/ queen berth and Twin berth staterooms below, plus the VIP Forward w/queen bert, All guest staterooms have ensuite head and showers. Each stateroom is finished in high gloss sapele and furnished with custom fabrics, generous storage areas, entertainment systems, and natural light. Each ensuite facilities are beautifully appointed with granite and marble. The main deck has 7 ' head room and the lower decks 6'10".

Vessel Walkthrough

Begin your tour on the aft deck where the comfortable arrangement is ideal for casual dining and full on-deck entertainment. A substantial bench and dining table are suitable for 8 to 10 guests. From here you can access the flybridge, cockpit, lazarette and engine room, as well as the main salon and living space. The main salon is entered through large automatic sliding glass doors. Inside you will find a spacious and casually elegant salon, with a sofa and oversized chairs, as well as an impressive entertainment system, and forward dining area. The more formal dining space is comprised of a round table with 6 elegant parson chairs. The color scheme is one of neutrals with bursts of color and interest throughout. Forward is the galley situated just beyond the raised pilothouse stairway and the convenient day head. The galley is done in the signature of Hargrave "Country Kitchen" with a large breakfast nook facing aft and giving the finishing touches to this warm environment. The VIP is just forward of the galley down a private staircase. As you walk through the main deck living areas you

will appreciate the full 7' of head room. The master and guest suites are found down a separate private staircase just forward of the dining area. Here an exceptional full beam master suite is designed with a large en suite bath, vanity, settee and a huge central king berth. Your guests will enjoy the Queen and twin staterooms, each with an en suite head. Aside from all the great indoor

space, this yacht extends to the outside with a flybridge. Here a hot tub with sunpad, large settees and bar area is ideal for outdoor entertaining. The captain navigates easily from this vantage point and can be joined by guests on the pair of bench seats. The captain can also take advantage of the raised pilothouse for navigating the vessel.

Aft Deck

The morning sunrise fills the teak floored aft deck with its warm rays and beckons you to relax, and with a large cushioned bench and teak table that is just what you'll do. The dining table, custom built in bench and wicker accent chairs can comfortably seat 8 to 10 guests. The teak table is designed with a removable leaf for cocktails or more formal dining. To port is a wet bar with U-line fridge and drop-down 42" flat screen TV (new). This space is casual enough for morning coffee and yet makes the perfect spot for entertaining guests with cocktails and hors d'oeuvres. During inclement weather, you can still enjoy al fresco dining and added guest comfort from the custom Barrett enclosure and wing side doors. The custom wing side doors are recessed for great access to the walk around side decks.

Swim Platform

Port and starboard steps wind down from the Aft Deck to the cockpit and entrance to the lazarette, crew quarters and engine room. From the swim platform you are able to launch the water toys for extra fun during a cruise. The swim platform has great storage for snorkel and dive gear. The swim platform also has a non-skid finish for ease of maintenance.

Salon

Large electronic sliding glass doors glide open automatically as you approach them to reveal *she has a gorgeous interior beginning with the main salon*. Entering the salon, it is apparent that the owners knew exactly how they would entertain themselves and their guests. The spacious salon offers wonderful views, a full entertainment system with 42" screen (new), cozy conversation areas. To starboard midship is a full walk-up bar with U-line icemaker. The interior style throughout is reminiscent of Biedermeier. This style is characterized by slim columns, clean Bombay cabinet fronts, Diamond cross wood patterns or glass door fronts and marble tops. With a full 7' of head room on the main deck, Seafarer gives you the feel of a much larger boat.

Dining

The formal dining area adjacent to the main salon with a beautiful custom inlaid table with elegant parson chairs. The table leaf can be removed for dining parties of 8 guests or less. Forward there is a stunning china cabinet with glass doors designed to be reminiscent of a Baker China cabinet, complete with the slim modern columns. Port and Starboard in the dining area there are (2) arched low cabinet for service or buffets and a wine cooler forward.

On Deck Powder Room

The powder room continues with the color palate of the salon but without the lime shades. In here it is all about the Mosaic floor border of a Greek wave design in terracotta stones inlaid in a slab

of Pearlato Suevo marble. The backsplash around the oval recessed bowl repeats this ancient classical theme. Above this is the classic Baker style oval mirror that is surrounded by Sapele.

Galley

The galley continues with the Neo-Classic theme from the salon. The cabinet fronts of Gloss Sapele are cross grained and the island cabinetry has an inviting curve at each end. All of the appliances are Stainless Steel with tons of refrigeration complete with Sub Zero vegetable drawers. (3) sides of the galley are glass, so there is always a great view from the dinette table for 6. The aft wall of the galley has a 32" Screen TV and a large pullout pantry behind; floor to ceiling! The countertops are polished Green Butterfly Granite that complements the teak and holly floor. A chef's signature meals can easily be created and served informally in the *Hargrave Signature Country Kitchen*.

VIP Stateroom, Forward

The VIP stateroom is forward of the galley with a private entrance and a King-size bed. This is a very large VIP with the floor space from the foot of the bed to the wall over 5' where most are under 3'. The dual closets, port and starboard side, and large head area provide ample space for a couple to get ready in.

Lower Foyer

The lower foyer is the entrance to the Master suite and Family Staterooms. It is simple but very elegant with a marble floor in Emperadora Light and Dark. The Emperadora Dark border sets off the Lighter slab and compliments the stateroom doors which all have large cross grain patterns and shiny brass hardware.

Master Stateroom

The master is quite dramatic with the (4) poster king bed and quilted headliner overhead. The rich wood along with the a sophisticated and polished décor. The stateroom also features a vanity, settee, and built-in bookcase. On the rounded nightstands there are marble tops and below a pullout drink tray. Aft in the room is a 32" TV with a cabinet below that looks like the library cabinet to port. All of the cabinets have the same fine finish as the Main Salon. The master head has his and hers bath with marble floors and walls separated with a Jacuzzi tub midship port and shower midship starboard.

VIP Guest Stateroom, Aft

The starboard guest stateroom is designed as a second VIP suite. It has a queen berth, huge Armoire, Vanity and dresser combination with bookcase above. The cabinetry is finished in high gloss sapele. The en suite bath is beautifully appointed with Pearloto Suveo and Emperadora light marble, polished brass fixtures and an oval cabinet mirror.

Guest Stateroom, Twin

Aft of the Master stateroom, in the second guest stateroom you will find a lovely pair of extra-long (7'2") twin berths, which easily convert to a queen berth. There is a Pullman berth for times an extra bed is needed. The stateroom is finished in high gloss sapele and furnished with custom fabrics, generous storage areas, and entertainment systems. The en suite bath is beautifully appointed with Pearlato Suevo and Emperadora light marble.

Flybridge

The Flybridge is the perfect getaway. This is the place to soak in the Jacuzzi, sun, dine or relax in the warm rays or nap in the cool shade. This flybridge has a hard top that covers from the aft seating to the steering station and the 2 wide helm benches. The 2 helm benches are covered in a new product from Majilite, Lumina-color Shell. It is a faux leather fabric that is designed for the outdoors but gives the look and feel of premium leather. The forward helm benches are the perfect spot to watch your trip as you progress up the coast. To quench your thirst there is a large bar to starboard complete with and ice maker, refrigerator and (4) stools tall enough to catch the view also. There are 2 large settees that you can have the option of sun or not. The fabric on the settees is an exclusive; the leader in high end outdoor fabrics throughout the world, which is a rich terracotta red like a robins chest. The grill is aft of all this and is easily used to grill your lunch or dinner and dine alfresco.

Crew Quarters

To make sure the crew did not feel left out or unappreciated, their quarters were decorated and designed as if the owners were going to stay in them. Crew accommodations for 5 are located aft in 3 cabins, with a double bed for Captain's cabin, private head and shower. The remaining 2 cabins share a head. A stacked GE washer and dryer and an extra refrigerator are found in the crew hallway.

Factory Installed Equipment

Engines

Total Engine Power: 3350 HP

Hours: **Strb.:** 3795. **Port:** 795

Cruising Speed: 18 knots @ 2050 RPM

Maximum Speed: 21 knots

Generators:

Port Westerbeke 40 KW **Hrs.** 6080

Strb. Westerbeke 40 KW **Hrs.** 5992

2" Deckfills for fuel and water

V-Shaped Keel w/ Longitudinal stringers

Fiberglass hand laid hull & stringers vacuum bagged w/foam core reinforcement

Fiberglass engine beds, bonded to hull w/ load distributed on steel channels

Stringers bonded to hull encapsulated in several layers of glass cloth & resin

Deck & superstructure w/ foam cored reinforcement under fiberglass

FRP Bulkheads

Interior structural components bonded to hull including bulkheads and frames

FRP Main Deck and floors

Enlarged Stainless Steel exterior Portholes 12" X 24"

Fiberglass swim platform

All handrails, stanchions and fittings made of stainless steel 316 alloy

2" Stainless Steel handrail w/ 1-1/2" stanchions

Stainless steel cleats (8)

Stainless Steel frame hatch on fore deck w/ grey lexan cover

(2) Westerbeke 40kw 60hz Single Phase Gens. w/ custom Soundshields on Strb. Gen. and water drop exhaust

12V Remote Start/Stop Panel with gauges for Westerbeke Generators (2)

Built in hand held shower on swim platform

FRP Stern Tube for 4" Struts

4" Stainless steel shafts equivalent to Aquamet 22

5 Blade bronze propellers

Main bronze struts

Emergency tiller

Stainless steel foiled rudders to allow for better handling

Double layer of sound and heat insulation in ER bulkhead fwd, aft & ceiling

Remote windlass operation from Pilothouse and Flybridge

Double Raycor 1000 FG fuel filter/water separator for each engine

Hydraulic steering by Hynautic, adaptable to auto-pilot

Engine Alarm System for low pressure & high temperature supplied by Cat

24v lights and 110v power receptacles in Engine room (4 each)

200 Gallon Holding Tank w/ indicator and custom built-in Headhunter waste treatment center

Fresh water filling faucet in Engine room

220v,110v and 60Hz Electrical System

Y-Valve for dockside pump out

(8) 200 amp/hr batteries for engine & ship power

Separate 120 amp/hr battery for generator (2)

All batteries in FRP battery boxes

110 volt duplex receptacles located throughout vessel, including engine room

Indirect rope lighting under valances in salon, staterooms and galley

Vinyl padded covered ceiling design throughout

Italian door handle package (gold)

Push/Pull German latches (gold)

Recessed Tray ceiling in salon

Lights in closet on micro switches

Canaloupe 24v ceiling lights (gold)

Roman Shades in each stateroom, salon and galley

Bed on Hydraulic assisted cylinders in Master and VIP

Storage areas forward deck

Boat panel indicator in pilothouse helm

Black Textile front window covers in galley

(3) Freeman Hatches

Cat instruments at helm (Tach/Oil Pressure/Engine Temp/TransPressure/Hrs)

City water inlets (2)

TV / telephone inlet (2)

Fresh water washdown (3) three locations - Bow / aft deck / flybridge

Sea Chest for all salt water intakes

100 amp galvanic isolator (2)

White perforated insulation panels in Engine Room

Exalto Windshield wipers

A/C for a total of 12 Tons (3) 4Ton Cruiseair Chilled Water System throughout boat

Delta T Air Intake System

Bow thruster 16SHT-46HP

Fuel capacity 3800 gallons, most ever installed on 100' or under

Sliding Tray for Batteries under gensets for easy access (2)

Removable shelves and brackets above the gensets in Engine Room (2)

Hot water heaters 40 gallon units x 2

Watertight bulkheads in engine room

SS Watertight Door for Engine Room

Sea Fire FM200 Fire Extinguisher System

Naiad stabilizer system Model 302 w/ 9 sq. ft. fins and Datum control

Double stabilizer & bow thruster backup pump on back of prt & stb engine

Naiad Stabilizer Fairing Block

Maxwell Nilsson stern winch VWC 3500

Maxwell VWC4500 w/Single 200lb bow anchor w/300 ft. Hi-tensile

Glendinning Cable Master (port and starboard side) 100 amp (2)

100 amp plug for shore power in Bow

Glendinning Controls at Pilothouse and Flybridge Helm Stations plus a remote on Fly Bridge

Mufflers on Idle Bypass

Jabsco, Engine Driven, Bilge pump w/ 4 pickups

Bilge Ventilation System

Bluewater 800 GPD Watermaker

Tide seal dripless shaft logs and rudder post

(2) Spurs Shaft Line Cutters for 4" Diameter Propeller Shafts

Kalenburg "Dual Trumpet" Air Horns

120 AMP Sentry/Dolphin AC/DC light transformer x 3

In-Line Hot Water Circulating Pump

Security switch for AC power

Oberdorfer Fuel Transfer Pump

Fill-Rite 4RP92 901-1.5" Fuel Flow Meter in E/R

Sentry battery chargers: 1-80 AMP 24V / 1-30 AMP 24V / 1-30 AMP 12V

Safety hand rails at sides of main engines

(4) fluorescent lights in Engine Room

Newmar 50 AMP DC 24V to DC 12V Converter (2)

Smoke Detectors and Temp Alarm System

FRP Sump Tank with tinted acrylic cover (4)

Quick Lift 2000 lb Hydraulic Rotation 14' Boom

Reverso GP706-24 Oil Change Pump for Engines Genset & Transmission

Interior Options

Mirror Ceiling & Chair-Rail in Day-Head

(4) Tapered Columns at bed in Master Cabin

(2) Half Round Columns for Library in Master Cabin

(2) Half Round Columns for TV Units in Master Cabin

(2) Half Round Columns in lower Foyer

(6) Half Round Columns in Salon

(2) Half Round Columns on book shelf in Pilothouse

(5) Kohler Caxton 2210-47 Undermount Almond Sinks in Master x 2, Capt, Crew and Day head
(3)

Kohler Caxton 2210-96 Undermount Biscuit Sinks in VIP, Port & Stbd

Franke RGX120 S/S Sink

Grohe 33.737.000 S/S faucet in Galley

Frameless Brass Shower Door in VIP

(2) Frameless Brass Shower Doors in Master

Ginger Circe #2761 Chrome w/Brass 16' L Shower Grab Bars in VIP, Port & Stbd and Master Shower

(2) Granite shower seat in crew, captain, prt & stb. guest, and master

Tea Rose Marble Counter Top for two cabinets in Dining Area

Marble Pearlato Suevo and Emperadora light floor in VIP, Prt & Stbd Guest

Tea Rose Marble Bar Top in Salon

Emperadora light Marble Night Stand Tops in Master

Perlato Suevo slabs with Emperadora Light border Marble floor and walls in master shower

Perlato Suevo marble slabs with a band of Emperadora Light marble Marble floor in master bathroom

Master bathroom 1/2 wall in bathroom is Perlato Suevo marble

Marble Emperadora Light Marble Console Top in Lower Foyer

Marble Emperadora Light and Dark Marble floor in foyer

Pearlato Suevo and Emperadora light Marble Shower Wall in VIP

Pearlato Suevo and Emperadora light Marble Wall in VIP behind toilet

Pearlato Marble with Terracotta Greek wave Marble floor in Day head

Glass Partition in between Master shower and bath tub

Glass Top on Cocktail Table in Salon

Custom Dining Table in Salon with (2) leaves to allow dining for 10

Shoe Rack and Storage under aft deck stair in master closet

Headhunter Waste Treatment System w/ (7) Heads. Plus 200 gal. holding tank

Exterior Equipment

Fiberglass Hardtop with Mast

Flybridge wet bar with sink and marble top and (4) bar stools

Aft deck teak table w/ Compass Rose Design

Hi-Lo Mechanism for Aft Deck Table

Aft deck bench seating

S/S Gate near Access Hatch down to Aft Deck

Drop-down TV lift with FRP box built into aft deck ceiling for 42" Plasma TV

Electronic, Automatic/Manual Sliding Door on Aft Deck

Aft deck wet bar

Watertight doors (3)

Hella Flood light above aft deck ceiling (2)

8 waterproof lights on bow

2 3/8" stainless oval hull banding with wood insert & extra 4" offset from hull

Boarding ladder storage (2)

Flybridge Slider from pilothouse with lock

Nepoleon gas grill on Flybridge with box

Aft deck hawsers with rollers on aft deck

FRP box on flybridge with GE freezer

Built-In Whirlpool hot tub with built-in sun pad w/ bicycle storage below

Custom FRP Hydraulic Storage Area / Sun Pad next to Hot Tub

FRP Navigation Seat on flybridge (2)

SS foot rest for Navigation Seat on flybridge (2)

Hi-Low and Sliding mechanism for flybridge table

Bow Seat with teak top

U-Shaped 2" Handrails on swim platform (5)

Acrylic wing doors port and stb. at aft deck, recessed into house

Besenzoni PI161 folding gangway

Appliances

GE WSM2700DWW White Washer/Dryer in Crew Companionway

GE GTL17JBSBS S/S Refrigerator in Crew Companionway

GE WSM2420DWW White Washer/Dryer in Lower Foyer

Whirlpool (new '17) S/S refrigerator in Galley

GE Profile JP25SKSS S/S Cooktop with JTP25SHSS S/S Oven in Galley

Sub-Zero 700BR S. Sapeli Panel Drawer refrigerator in Galley

Miele CVA2650 S/S Coffee Maker

GE Profile JVB94SHGSS S/S Under Counter Hood in Galley

GE Spacemaker JVM1850SH S/S Microwave in Galley

Bosch SHX57CC05UC S/S Dishwasher in Galley

ISE FBN110-SN Satin Nickel Finish w/SST-FLTR S/S Instant Hot

U-Line 1175WC S/S Wine Cooler in Galley

U-Line 1175WC S/S Wine Cooler in Salon

GE GCG1580LSS S/S Trash Compactor in Galley

GE GFC720F Black Disposal in Galley

U-Line CO29BTP White Ice Maker/Fridge at Aft Deck

U-Line 1175R White refrigerator in Flybridge

U-Line SS98 S/S Ice Maker in Flybridge

GE FCM9DMWH White Freezer in Flybridge

GE ZDIS15CSS White Ice Maker in Salon

Ocean Freezer, 115v/60hz; dual control; fastener set

Television and Audio

Sony TV 55" LED mounted in Salon (new '17)

Marantz SR5600 7.1 Home Theater mounted in Salon

DirecTV DSS Receiver mounted in Salon

Sonance SS4VC 4 PR. Speaker mounted in Salon

Concord DLO Home Dock Pro mounted in Salon

Niles Intellicontrol Kit mounted in Salon

Xantech 6 Way Distribution AMP audio to galley and flybridge

LG 42" HD LED TV mounted in aft deck (new '17)

DirecTV DSS Receiver mounted in Salon for aft deck TV

Channel Plus Modulator Dual mounted in Salon for signal throughout vessel

Vimar Volume control mounted at the bow

Vimar Volume control mounted in Pilothouse

Vimar Volume control mounted in dining area

Samsung 32" HD LED TV mounted in galley (new '17)

DirecTV DSS Receiver mounted in galley

Pioneer DVH5000MP mounted in galley

Panasonic TV 42" Plasma mounted in Master

Pioneer DVH5000MP mounted in Master

DirecTV DSS Receiver mounted in Master

Niles Intellicontrol Kit mounted in Master

Sharp LCD 20" TV mounted in twin guest

DirecTV DSS Receiver mounted in twin guest

Pioneer DVH5000MP mounted in twin guest

Sharp LCD 32" HD LCD Bottom TV mounted in VIP and stbd. guest (2)

DirecTV DSS Receiver mounted in VIP and stbd. (2)

Pioneer DVH5000MP mounted in VIP and stbd. (2)

Toshiba 20" LCD TV/DVD Combo mounted in captain and crew (3)

DirecTV DSS Receiver mounted in captain and crew (3)

Pioneer Car AM/FM/DVD/CD/MP3 mounted in captain and crew (3)

Pollyplanar MRD 60 AM/FM/CD mounted in flybridge

KVH Tracvision 6 USA mounted at the mast

APC 450VA Smart Rack Mount UPS mounted in Salon, galley, master, VIP, guest (5)

Electronics

Furuno 1954CBB NT 6' O.A. 12KW mounted in lower helm

Furuno 1953 C 30 MTR Cable upgrade to 30m Cable mounted in lower helm

Furuno BB FFI Navnet FF mounted in lower helm

Furuno 525 ST-MSD Bronze TH mounted in lower helm

Furuno 525 ST-MSD 4 M Ducer mounted in lower helm

Furuno Fair For 525 ST-MSD mounted in lower helm

Proscan 19" LCD w/Tuner screen 1, radar 1 in lower helm

Proscan 19" LCD w/Tuner screen 2, radar 2 in lower helm

Garmin 19" 7616 LCD w/Tuner screen 3, computer 1 mounted in lower helm

Proscan 19" LCD w/Tuner for cam system mounted in lower helm (2)

Furuno 1944 CBB NT mounted in lower helm

Furuno GP 37 DGPS+WAAS Combi mounted in lower helm, feeds computer

Lenovo Computer mounted in lower helm

Xantrex Prosine 1000/24 HW mounted in equipment room

Furuno FA 150 System w/80 mounted at helm

Simrad AP 25 w/AC20 No Drive mounted in lower helm

Raymarine B45 Long Stem mounted at port & starboard (2)

Raymarine ST 60 Depth Ducer mounted at port & starboard

Raymarine ST 60 Speed System mounted at lower helm

Raymarine ST 60 Wind System mounted in lower helm aft (2)

SPECO Hailer Horn Ext Cable (150)

Furuno 15" LCD Color Display mounted in upper helm

Furuno GP 1920 CBB NT mounted in upper helm

Raymarine ST 60 Depth Display mounted in upper helm

Raymarine ST 60 Graphic mounted in upper helm

Simrad AP 25 Second Station mounted in upper helm

Concord NMEA Selector 3-Way

Concord NMEA Selector 4-Way

ACR RCL 100B 24V Spotlight at hardtop and controls at lower helm

ACR Second Station Control Kit mounted in upper helm

Panasonic PH 824 ADV Hybrid mounted at equipment room

Panasonic PH 824, 3 CO & 8 Ext mounted in equipment room

Panasonic PH T-7731-B Speaker Phone mounted in lower helm (10)

KVH Tracphone F33 antenna at mast, inside dummy dome, handset at equip rm

Dantronics Delta Digital HD TV mounted at hard top

Richie 5" Compass in upper helm

Concord Glass Bridge PC mounted in lower helm

Odyssey- Time Zero mounted in lower helm

Logitech- RF Keyboard/Mouse Interlink mounted in lower helm

Additional Equipment

Avon 6 Person Cruising and Fishing Life Raft installed (2)

Safety Package-Life Jackets/Fenders/Fire Extinguishers/Dock Lines/Flares

Seven Step Sea Stair; 1"x2" side rail in lieu of standard; teak upgrade

4 Step ladder; pin mounts

(1) 500N Low Back Slimline Admiral "Chamois" Ultra Leather Stidd Chair

Tender

Nautica RIB17 Widebody w/ 90hp Yamaha Eng. fully serviced Sept.'17

Exclusions

Please note that all personal items and artwork are excluded from the sale of this vessel, including various gift items. Interested parties can contact the listing broker for a complete itemized list.

Disclaimer

The Company offers the details of this vessel in good faith but cannot guarantee or warrant the accuracy of this information nor warrant the condition of the vessel. A buyer should instruct his agents, or his surveyors, to investigate such details as the buyer desires validated. This vessel is offered subject to prior sale, price change, or withdrawal without notice.

Exclusions

Owner's personal belongings.


Disclaimer

The Company offers the details of this vessel or yacht in good faith but cannot guarantee or warrant the accuracy of this information nor warrant the condition of the vessel. A buyer should instruct his representatives, agents, or his surveyors, to investigate such details as the buyer desires validated. This vessel or yacht is offered subject to prior sale, price change, or withdrawal without notice.

PHOTOS











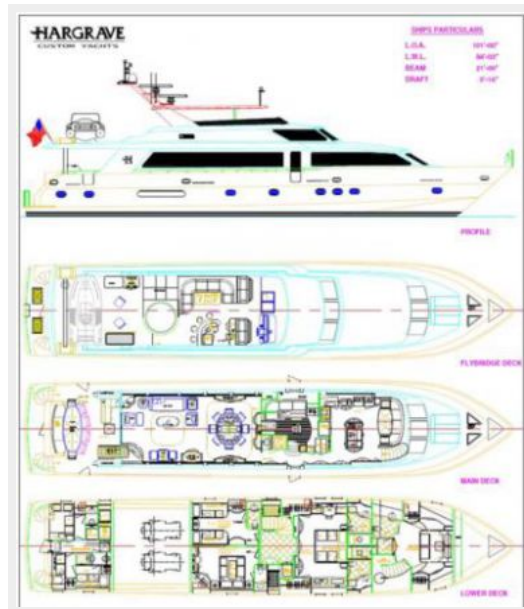













CONTACTS

Andrey Shestakov, leading yacht broker of the sales department of Shestakov Yacht Sales Inc. Shestakov Yacht Sales Inc., the official representative of the Miami/Fort Lauderdale FL headquarters.

Contact details

Email: andrey@shestakovyachtsales.com

Web: shestakovyachtsales.com/en/

Telephones

USA: +1(954)274-4435

Office hours

Monday – Saturday: **9:00 - 21:00** EDT

Sunday: **closed**

Address



Harbour Towne Marina, 850 NE 3rd St,
STE 213, Dania, FL 33004