

## BLACK GOLD — WESTPORT



**Builder:** WESTPORT

**Year Built:** 2017

**Model:** Motor Yacht

**Price:** PRICE ON APPLICATION

**Location:** United States

**LOA:** 125' 0" (38.10m)

**Beam:** 26' 0" (7.92m)

**Max Draft:** 6' 6" (1.98m)

**Cruise Speed:** 20 Kts. (23 MPH)

**Max Speed:** 25 Kts. (29 MPH)

Our experienced yacht broker, Andrey Shestakov, will help you choose and buy a yacht that best suits your needs **BLACK GOLD — WESTPORT** from **our catalogue**. Presently, at **Shestakov Yacht Sales Inc.**, we have a wide variety of yachts available on **our sale's list**. We also work in close contact with all the big **yacht manufacturers** from all over the world.

If you would like to buy a yacht **BLACK GOLD — WESTPORT** or would like help answering any questions concerning purchasing, selling or chartering a yacht, please call **+1(954)274-4435**

# TABLE OF CONTENTS

TABLE OF CONTENTS	2
SPECIFICATIONS	5
Overview	5
Basic Information	5
Dimensions	5
Speed, Capacities and Weight	5
Accommodations	6
Hull and Deck Information	6
Engine Information	6
DETAILED INFORMATION	7
Introduction / Walkthrough	7
Upgrades	8
Construction	8
Windows	9
Mechanical Systems	9
Electrical Systems	12
Vessel Alarms and Monitoring	13
Navigational and Communication Electronics	13
Audio / Video Electronics	15
Interior Finishes	16
Interior Appointments	16
Exterior Fittings and Equipment	19
Exterior Lighting	19
Exterior Appliances	19
Safety Equipment	19
Remarks	20
Exclusions	20
Exclusions	20

Disclaimer	20
PHOTOS	21
Beach Club	21
Beach Club	21
Beach Club / Freezer	21
Aft Deck	21
Salon	21
Salon	21
Salon	21
Salon	21
Dining	22
Dining	22
Hallway	22
Hallway	22
Entrance to Galley	22
Entrance to Galley	22
Galley	22
Galley	22
Galley / Dinette	23
Pilothouse	23
Pilothouse / Settee	23
Master Stateroom	23
Master Stateroom	23
Master Head	23
Guest Stateroom	23
Guest Head	23
Guest Stateroom	24
Stateroom Converted into Gym	24
Bow / Sun Pad	24

---

Flybridge / Helm	24
Flybridge	24
Crew Lounge	24
Crew Quarters	24
Other Profile	24
Other Profile	25
Engine Room	25
General Arrangement	25
CONTACTS	26
Contact details	26
Telephones	26
Office hours	26
Address	26

---

# SPECIFICATIONS

---

## Overview

---

**"Black Gold"**, the W125 | 38M represents decades of experienced and successful naval development and execution. Powered with twin 2,600 hp MTU Diesel engines, her speed estimates are in excess of 20 knots. Comfort and stability are aided by both Gyro and Fin Stabilizing Systems, Bow Thruster, Temperature & Humidity HVAC Systems, Hydraulic Systems, and (2) 80 kW 80 volt Generators. The Aft-Deck with integral stern boarding and Veranda dining opens up to the Main Deck Salon and formal Dining area. The Galley is on the main deck, secluded from guest view and includes a casual breakfast Dinette. Private Crew Quarters are forward on the lower deck and are inclusive of a Captain's stateroom; two crew double staterooms and a crew's mess.

## Basic Information

---

**Category:** Motor Yacht **Sub Category:** Raised Pilothouse

**Model Year:** 2017 **Year Built:** 2017

**Country:** United States **Fly Bridge:** Yes

## Dimensions

---

**LOA:** 125' 0" (38.10m) **Beam:** 26' 0" (7.92m)

**Max Draft:** 6' 6" (1.98m)

## Speed, Capacities and Weight

---

**Cruise Speed:** 20 Kts. (23 MPH) **Max Speed:** 25 Kts. (29 MPH)

**Displacement:** 355000 Pounds **Water Capacity:** 1000 Gallons

**Holding Tank:** 1000 Gallons **Fuel Capacity:** 6940 Gallons

---

## Accommodations

---

**Total Cabins:** 5

**Sleeps:** 10

**Captain Cabin:** True

**Crew Sleeps:** 6

---

## Hull and Deck Information

---

**Hull Material:** Fiberglass

**Deck Material:** Teak

**Hull Configuration:** Semi-Displacement **Hull Designer:** Westport

**Exterior Designer:** Westport

**Interior Designer:** Westport

---

## Engine Information

---

**Manufacturer:** MTU

**Model:** 16V2000 M96L

---

# DETAILED INFORMATION

---

## Introduction / Walkthrough

---

"Black Gold" is the Flagship of the Westport 3800 Series. This vessel is the first Westport to offer a "Beach Club". Starting on her Swim Platform, the center section of the platform has been designed to hydraulically slide out approximately five feet. Under this section there are two stainless steel ladders on either side, which hydraulically deploy into the water for easy access on and off the Swim Platform. The Transom is a full-beam; one piece door hydraulically rises to provide a sun awning covering the Swim Platform area. The Transom door has speakers and lighting for the Swim Platform, when in the up/awning position. Inside the Transom door is the "Beach Club" area. To port, refrigerated drawers, sink with stone countertop and a watertight hatch for access into the rudder area and bilges. Below the Teak sole houses the two Seakeeper Gyros. A sliding glass door allows further access to a Day Head to port, storage, icemaker and additional refrigeration. To port, access to a mechanical room with water makers, air conditioning and work bench; there is also access to the Aft Deck above. Forward of this space on centerline a water-tight door to the Engine Room. From the Swim Platform, access to the Aft Deck is available from both port and starboard Teak stairs. The Aft Deck has Teak decks, bar to port and settee with table aft. Glass wing doors fold flush against trunks. Access to the Engine Room is through water-tight door to starboard and stairs to Boat Deck also to starboard. With a touch of a button, a full-beam electric glass doors allow access to the Salon. "Black Gold's" interior offers great visibility and features flat-panel Sapele Mahogany in a satin finish with high-gloss accents. On the aft port corner a walk-up bar, on the starboard aft corner is a large TV, built into the electric lift. Storage cabinets outboard are port and starboard. A large L-shaped settee faces aft with three over-sized chairs, coffee table and end tables, which makes for a very comfortable Salon area. A buffet cabinet from port runs athwartship, providing separation to the formal Dining area. The matching buffets feature back-lit Onyx tops. To starboard continued forward thru the Main Foyer, full-length glass double door entry, inboard embossed glass panel and the floating staircase to the Pilothouse and stairs to the lower deck Staterooms and Gym. The Galley is a "country kitchen-style" with a waterfall edge, Caesarstone countertops and U-shaped settee for five. Embossed double glass sliding doors are electric, providing the option to close the Galley off from the rest of the interior. There is access to the Crew Quarters (forward) thru port side door in Galley. Forward of the Galley inboard, is the Day Head. A door brings you to the Owner's Foyer with a private built-in wine cooler and stone counter; a second door takes you into the full-beam Master Stateroom. The Master has large windows port and starboard to provide great lighting; his and hers hanging lockers port and starboard. The his and hers heads are forward, separated by a large walk-in shower. The stairs from the main Foyer, take you below to the Lower Foyer and the Guest accommodations. Three staterooms feature queen berths; the fourth Stateroom has been re-configured as a Gym with two Pullman berths. Each stateroom has en-

suite heads and crew access for housekeeping, thru a water-tight door from the Gym. The forward crew area is light and airy with an Anigre wood package interior. To starboard is the Captain's cabin, double berth and head. To port, the Crew Lounge area featuring a large L-shaped settee and table, refrigeration drawers, sink and microwave. Also a double stacked washer/dryer and a large pantry for dry goods. Forward are two identical crew cabins port and starboard with separate heads. From the main Foyer area starboard side main deck stairs take you up to the Pilothouse. The Pilothouse is expansive and the five (20") flat-panel monitors make up the electronics display package. There is a flat-panel horizontal chart monitor to port with a stack of drawers for storage and two helm chairs. The main helm chair has a flat panel monitor. To starboard is a TV on an electric lift. The U-shaped settee and tables transform this space into a Skylounge with 270° viewing. To starboard is access to the Flybridge, featuring mirrored raised L-shaped seating with Hi/Lo tables. Center helm with wing stations port and starboard. A large TV forward to port is built-in on an electric lift. Aft down three steps to the Boat Deck, Jacuzzi to port, refrigerated drawers, sink, electric BBQ grill and storage to starboard. Staircase with hatch on the starboard side allows access down to the Aft Deck with the Low Profile Davit to port. Stairs lift on gas shocks, allowing access to a large storage area under the Flybridge. Covered side decks give access to the Fore Deck. The area forward of the Pilothouse house offers a large settee with Hi-Lo Teak tables, a large sun pad on centerline. This area has gypsy awnings on Carbon Fiber poles that can be raised for shade. Forward and down a few stairs you will find a large Boson's locker. A second Davit is located on the bow to handle personal watercraft and dual anchor windlass with anchor hawsers.

## Upgrades

---

- Bridge with "MT System with (8) screens, independent computers and electronic chart table"
- Tender: 19' Custom Wave Tender with collapsible Wake Board Tower with JL Audio System
- 1600 Lb. Davit on the Fore Deck for launching
- 3500 Lb. Davit
- Wine cooler in Master Foyer locker
- Class A AIS
- Alfa Laval

## Construction

---

The structure is engineered to American Bureau of Shipping rules. Hull and superstructure are finished in Alex-Seal "Snow White" high-gloss Urethane paint.



---

## Windows

---

- Superstructure side and Pilothouse front windows are frameless, tempered glass, direct bonded to the vessel structure with a structural adhesive system
- Portlights and hull windows are toughened, laminated glass, direct-bonded to recesses integrally molded into the Hull

---

## Mechanical Systems

---

- Main Engines: MTU 16V2000 M96L, 2,600 HP per engine at 2450 rpm (1500 hours)
- Engine Controls: MTU Blue Vision Basic New Generation, (4) stations
- Reduction Gears: ZF 5000A, 2.962:1 reduction, 8 degree down angle
- Shafts: 4½" Diameter Aquamet 22 HS

### Steering System:

- Digital Hydraulic Power Steering
- Power is provided by Engine-Driven Hydraulic Pumps on both main engines

### Gyro Stabilizer System:

- Gyros: (2) Seakeeper Model 35

### Fin Stabilizer System:

- Actuators: Naiad Model 425
- Fins: 19 sq. ft.
- Control: Naiad Datum Control System

### HVAC System:

- 30 Ton cooling capacity

### Gasoline Fuel System:

- 100 US Gallon tank

### Fresh Water System:

- Total fresh water capacity is 1,000 US gallons
- Tank construction is welded stainless steel
- (3) AC supply pumps are plumbed to suction and distribution manifolds enabling service isolation of tanks and pumps while system remains operational
- Pumps: (2) Centrifugal pumps, plumbed in parallel for high flow capacity
- Dock pressure fill location at starboard bustle

- Watermaker: (2) Reverse Osmosis type with 2,000 US gallons per day capacity total
- Water heaters: (1) Dual-element 120 US gallon capacity
- UV filter for disinfection of potable water
- Dual particle filters for removal of sediment, dissolved solids and contaminants to 5 microns
- Spot Zero System

### **Waste Water System:**

- Black water tank capacity is approximately 1,000 US gallons
- Dockside black water tank pump-out connection is located in the port bustle
- Gray water from sinks, showers, etc. is sent directly overboard, or can be routed to the black water tank when required
- Tank levels are monitored on the Vessel Monitoring System
- Headhunter System

### **Compressed-Air System:**

- Compressed-air system powers ships whistle and air tools
- Quick connect fittings are provided on bow, Boat Deck and in Utility Room for operation of power tools and inflation of tenders, fenders, etc.
- Retractable hose reel in the Engine Room (spring rewind with 30' of air hose)
- Compressor: (1) SpeedAire 3 hp with 20 gallon tank

### **Bilge System:**

- The five watertight compartments are fitted with alarms for the presence of water and are monitored on the Vessel Monitoring System
- Primary pump is located in the Engine Room
- Through a common manifold the auxiliary pump outside Engine Room provides backup bilge pumping ability

#### *System components include:*

- Primary pump: centrifugal, flooded suction
- Foot valves and strainers in each watertight compartment
- (2) Pump System

### **Fire Hydrant System:**

- (4) Fire stations are provided, each containing a hose, angle valve and hi/lo volume nozzle
- Aux pump 1 is located in the Utility Room and aux pump 2 located in Engine Room
- Through a common manifold the aux pumps provide redundant fire fighting capability

*System components include:*

- Hoses: (5) 1½" x 50' FM-listed flat-type with NPSH thread fittings
- Hose rack: Fiberglass construction with rolled hose storage at fire station
- Fire nozzles: (1) at each of the 4 hydrant stations, FM approved
- Aux pumps: 5 HP, 208/60/3, centrifugal, flooded suction
- Sea suction basket strainer

**Engine Room Fire Protection System:**

- FM200 Fire Suppression System in the Engine Room

**Sound Attenuation:**

- Noise and vibration reduction measures are engineered by Westport
- Engine Room acoustic insulation is integrated with the fire insulation package. It is composed of an aluminum plate reflective barrier, absorptive layers and structural damping materials
- Machinery vibration is isolated through the use of resilient mounts

Interior spaces are treated with sound-tight construction techniques to prevent noise transmission between compartments as well as floating joinery connections, acoustic insulation and damping materials to suppress the transmission of structure-borne noise and vibration. **Anchoring:** *System components include:*

- Anchors: (2) Stainless steel Davis Anchors, Talon HHP-430, 430 lb.
- Windlasses: (2) Maxwell VWC6000, 6,000 lb. pull
- Anchor chain: 5/8" Galvanized steel, (350 ft. starboard & 250 ft. port)
- Anchor plates/pockets: Polished stainless steel plates with welded pockets, includes stem guard Maxwell combination stopper/roller/tensioners for each chain

**Mooring:**

- Line handling is assisted by integrated capstans on the Foredeck windlasses and electrically powered capstans on the Aft Deck
- (10) Double horn bits and hawse rings are provided, (2) on each side of the Fore Deck, (2) on each side deck and (1) on each side of the Aft Deck

*System components include:*

- Capstans: (2) Maxwell VC3500, 3,500 lb. line pull
- Bits: (14) 22" polished stainless steel
- Hawse rings: (12) Polished stainless steel, closed type
- Mooring lines: (8) Black Mega Braid 1¼" x 75' with ballistic nylon chafe gear
- Fenders: (6) PF-8 Pro-stock 24 inch x 66 inch inflatable fenders, (4) heavy-duty white 6" x 25" fenders, (2) white Tuff End 34" diameter ball fenders and (2) Aere 12" x 96 inch inflatable fenders with nylon ropes, covers and pump

- Fender hangers: (8)
- Heaving lines: (2) 3/8" x 100 feet with removable monkey fists boat hook

## Electrical Systems

---

### Generators:

- (2) Generators provide 208 volt/3 phase/60 cycle AC power
- Generators: (2) Northern Lights M80A13, 80 kW, 1800 RPM

### Shore Power:

*System components include:*

- Magnus
- Shore Power Converter: 80kVA capacity
- Cords: (2) 100 ft., 100 amp, three-wire with ground
- Cord handling and storage: (2) Glendenning Cablemaster
- Magnus Shore Power Converter

### AC Electrical Distribution:

- Wiring is four-wire three-phase 208 volts with 120 volt single-phase branch circuits where required
- Distribution system is designed for parallel operation between generators
- Main distribution panel includes a seamless transfer feature for uninterrupted power output during switch over between generator/s and shore power

### DC Electrical System:

- 24VDC power is supplied by (4) banks of absorbed glass matt (AGM) batteries; house bank, port and starboard main engine start banks and generator start bank
- House bank power is distributed through the main electrical distribution panel to sub panels and powers emergency lighting, and navigation electronics. Each battery bank is equipped with an independent battery charger

*System components include:*

- House bank batteries: (4) 8-D 225 amp-hour in series-parallel
- Main engine start bank batteries: (2) banks of (2) 8-D, 225 amp-hour in series
- Generator start bank batteries: (2) group 31, 105 amp-hour in series
- House bank charger: Newmar 95 amp/24VDC
- Main engine start bank chargers: (2) Newmar 20 amp/24VDC
- Generator start bank charger: Newmar 20 amp/24VDC

---

## Vessel Alarms and Monitoring

---

VIC2 is a proprietary Westport Monitoring and Alarm System that identifies and provides visibility to critical vessel function and safety information on a single screen in the Pilothouse System is based on a 24 volt redundant architecture to provide robust reliability in both normal operation and emergency situations. Hardware includes a dedicated network of "human machine interface" (HMI) touch screens strategically located throughout the vessel to aid the crew in efficient alarm recognition

### *Features include:*

- A single point alarm management screen in the Pilothouse and (4) remote touch screen HMI's. Instant trending for tank levels and electrical loads
- Electrical system monitoring and alarms indicating condition of on-board and Shore Power Systems
- Tank monitoring, alarming or trending for fresh water, fuel, hydraulics, new/used oil, and black water
- Flood condition monitoring including alarming for all bilge pumps and sump pumps
- Security System with vessel specific monitored points
- Carbon Monoxide monitoring and alarms in spaces with combustion machinery or engine exhaust piping
- Navigation light monitoring and alarms

---

## Navigational and Communication Electronics

---

*MT Helm package:* Marine Technologies (MT) offers a state-of-the-art Integrated Bridge System. Designed to integrate Proprietary Applications, such as Radar, Navigation, Autopilot, Lights, Windshield Wipers, Engines, Electrical, Alarm and Monitoring Systems. The MT System offers remote access and monitoring, also has the ability of sending vital information from shore, controlled by MT. Dual radars are capable of overlay with the Chart Plotting System and are heading stabilized for ARPA.

### *System components include:*

- Radar 1: Furuno FAR-2117 X-Band radar with 8' open array, 96 NM range
- Radar 2: Furuno FAR-2117 X-Band radar with 6.5' open array, 96 NM range
- Search light: Carlisle Finch 200 watt Xenon, 15 million candle power with remote controls
- Air horn: Kahlenberg F-2 five trumpet, with automated signal timer
- Night vision Camera: Flir M Series
- MT RD33 – Repeat
- Halcyon Fluxgate compass interfaced with B&G weather instruments
- CCTV system: (8) Cameras, (3) Pan/tilt/zoom color

**External Communication Systems:** External communications (off vessel) consists of a mix of radio, cellular, hard-wired & satellite based technologies. *System components include:*

- Cellular telephone service with 3G data
- KVH V7 provides high speed satellite voice and data connection
- Inmarsat Fleet Broadband provides worldwide satellite voice and data coverage Shore phone connection
- Wi-Fi marina hotspot amplifier - Aigean
- AIS class A Transponder

**Internal Communication Systems:**

On-board communications consist of digital phones, PBX, intercom and loudhailer.

*System components include:*

- 20-Station Digital Phone System
- Wireless access points are provided throughout the vessel
- Loudhailer System (integrated with VHF radio)
- Control and Monitoring Stations

*Pilothouse components include:*

- Monitors: (5) 17" LCD monitors + (1) 15" Chair monitor & (1) digital in dash chart table
- Throttle and gear controls
- Main engine start/stop controls
- MT Main Engine Control System display panels
- MT Main steering helm wheel and backup jog lever
- Rudder Angle Indicator
- MaxSea TZ with dedicated wireless keyboard and mouse
- MaxSea charts: all NOAA US charts
- MT Autopilot
- Thruster controls
- GPS: (1) Furuno DGPS receivers with WAAS
- VHF radios: (2) Icom M604 DSC
- Closed circuit television display and control: quad spit screen color display
- Searchlight controls
- Horn controls
- Magnetic Compass: Ritchie F600 G-5

*Flybridge components include:*

- Monitors: (2) 15" Touch-screen high bright monitors for display of charts and radar

- Throttle and gear controls
- MT Main engine start/stop controls
- MT Main engine Control System display panels
- Main steering helm wheel and backup jog lever
- Rudder Angle Indicator
- MT Autopilot controls
- Horn controls
- Mouse control for chart software and trackball control of radar
- VHF radio command microphone
- (2) MT RD33 Display for weather, depth and speed

*Wing Station components include:*

- Throttle and gear controls
- Main engine start/stop controls
- Rudder angle indicator
- Thruster controls
- Jog steering lever

*Crew Mess components include:*

- Monitor to display CCTV, chart plotter
- MT RD33 Display for weather, depth and speed
- ICOM M424G

## **Audio / Video Electronics**

---

Digital Media Distribution System provides a variety of entertainment sources throughout the vessel each public area and Guest accommodation space is equipped with an LED LCD TV and Sound System Crew Staterooms and Crew Mess are equipped with LED LCD TVs with integrated speakers.

Kaleidescape System provides a central movie server with the Movie and Music License and Lifetime Music Guide and Software update service. KVH TracVision HD7 System provides an HD satellite connection worldwide Dedicated power conditioner and UPS back-up power supply support the central entertainment system. Each area can access content either from central sources distributed by the digital media system or from local sources. *Central sources include:*

- Kaleidescape movie/music library DIRECTV HDTV
- Satellite radio Blue-ray/DVD/CD
- AppleTV (airplay/local content only)
- FM Radio iPod
- Navigation Chart

*Local sources include (Master/Salon):*

- Kaleidescape movie/music library DIRECTV HDTV
- Blue-Ray/DVD/CD

*AppleTV (airplay/local content only) TVs include:*

- Salon: 55" on pop-up lift
- Galley: 42"
- Master Stateroom: 42"
- Guest Staterooms: 32"
- Crew Mess: 32"
- Crew Staterooms: 22"
- Aft Deck: 32"
- Flybridge: 42" on pop-up lift
- Hot Tub: 32"
- Beach Club: 32"

---

## Interior Finishes

---

### Joinerwork:

- Sapele, a rich red/brown tone hardwood of the Mahogany family, is used as the primary wood in public areas and guest accommodation spaces. Accents pieces display veneer work in Sapele Pommele, a cut of the Sapele log showing highly figured grain patterns
- Crew areas are constructed using Beech hardwoods and Anigre veneers, providing a light finish tone Joinery finish system employs a full epoxy grain fill to seal the wood and a Polyurethane top coat. Finish sheen is primarily satin with high-gloss accents on selected trim pieces and tops

### Lighting:

- LED Overhead lighting is used throughout the vessel
- Lighting is controlled with the Crestron System
- Accent and task light fixtures are selected to complement the décor

---

## Interior Appointments

---

### Appliances:

*Galley cookware includes:*

- Refrigerator/Freezer: Liebherr



- Cooktop: 36" Wolf with Fiddle Rail System
- Oven: 30" Wolf convection
- Microwave: Wolf
- Dishwasher: Asko
- Hood: Wolf
- Hot water dispenser: Insinkerator (hot & cold)

*Salon bar includes:*

- Icemaker
- Wine cooler: Perlick undercounter

*Crew mess includes:*

- Washers and Dryers: (2) Miele stacked sets
- Microwave: GE
- Refrigerator/Freezer: Liebherr

*Aft Utility Room includes:*

- Upright freezer Icemaker: Manitowoc
- Icemaker: Liebherr
- Companionway to Master: Wine Chiller

*Galley Cookware includes:*

- Spring USA professional cookware set
- Henkel cutlery set
- Kitchen aid mixer
- Food processor
- Toaster
- Blender
- Coffee maker

*Tableware includes:*

- Custom fit, secure storage is provided for formal tableware in the Dining area
- Casual and Crew tableware is stored in the Galley and Crew Mess respectively

*Formal dishware includes:*

- (12) Five-piece place settings
- (12) Soup/pasta bowls
- (1) Serving platter
- (1) Serving bowl
- (1) Creamer
- (1) Sugar server

*Formal flatware includes:*

- (12) Five-piece sets
- (1) Serving fork
- (1) Serving spoon

*Formal glassware includes:*

- (12) Red Wine glasses
- (12) White Wine glasses
- (12) Martini glasses
- (12) Water goblets
- (12) Champagne flutes
- Casual dishware includes:
  - (12) Five-piece place settings
  - (12) Soup/cereal bowls
  - (1) Serving bowl
  - (1) Platter
  - (1) Creamer & (1) Sugar server

*Casual flatware includes:*

- (12) Five-piece sets

*Casual glassware includes:*

- (12) Tall glasses
- (12) Tumblers

*Barware includes:*

- Custom fit, secure storage
- (12) Highball glasses
- (12) Double old fashioned glasses

*Linens for Master, Guest and Crew include:*

- (2) Sets of custom fit sheets per berth
- Blankets
- Pillows
- Custom made bedspreads
- Towels

*Household linens include:*

- Table runner
- Galley towels and dishcloths

- Crew galley dishcloths

---

## Exterior Fittings and Equipment

---

- Boarding Stair: (1) 5-step Carbon side stair with handrails is provided with mounting brackets at both port and starboard boarding gates and stowage in recess on the side deck
- Flag staff, bow jack staff and courtesy flag halyards
- (4) Pop-up cleats on the swim step
- Tender chocks with removable mounting system & Whip System for small and large tender and Gypsy awning with poles

---

## Exterior Lighting

---

- LED Overhead lighting on the Aft Deck, Side Decks and Flybridge
- LED Courtesy lighting is recessed into the bulwarks and house sides to light the Fore Deck, Boat Deck and Swim Step
- Floodlights to light the Boat Deck from the mast and to light the Swim Step from the aft end of the Boat Deck
- (6) LED Underwater lights across the Transom

---

## Exterior Appliances

---

*Aft Deck bar includes:*

- Refrigerator: Perlick under counter drawers

*Flybridge/Boat Deck bar includes:*

- Refrigerator: Perlick under counter drawers
- Electric Grill: Custom stainless steel enclosures with Wells Charbroiler insert
- Beach Perlick under counter drawer freezer/fridge

---

## Safety Equipment

---

- Life Rafts: (2) 8-Man life rafts are secured in custom racks, (1) on each side of the Boat Deck
- Life Preservers: (38) Adult and (13) Child, (1) Infant USCG approved, with water lights
- Ring Buoys: (2) 30" diameter
- Flare kit – Ditch bag

- Ships Bell: Per USCG regulations (stowed aboard on the Bow)
- Fire extinguishers: (7) 10-lb. and (5) 5 lb. GPIRB
- Medical kit: Medaire soft case medical pack (Upgraded)
- Global Med Kit 10 (Upgraded)

---

## Remarks

---

**The W125 | 38m** represents decades of experienced and successful naval development and execution. Powered with twin 2,600 hp MTU diesel engines, her speed estimates are in excess of 20 knots. Comfort and stability are aided by both gyro and fin stabilizing systems, bow thruster, temperature & humidity HVAC systems, hydraulic systems, and (2) 80 kW generators. The Beach Club area offers another area great for entertaining; it includes a retractable Swim Platform and retractable ladders for easy access to the water. The Aft Deck with walk-behind bar and Hi/Lo table provides you with another area for al-fresco dining. Massive windows in the Salon offer great visibility, with a formal Dining area. The Galley is on the main deck, secluded from guest view and includes a casual breakfast dinette, and has the option to open up double sliding doors to offer a more casual "country kitchen". The Foredeck features Gypsy awnings for either sun bathing or just relaxing or casual dining. Private Crew Quarters are forward on the lower deck and are inclusive of a Captain's Stateroom; two Crew double staterooms and a Crew's mess.

---

## Exclusions

---

**"BLACK GOLD"** is a registered name and does not convey. Exclusions are to include but are not limited to, all owner's personal items. A detailed list of exclusions will be provided at the time of sale, upon written request.

---

## Exclusions

---

Owner's personal belongings.

---

## Disclaimer

---

The Company offers the details of this vessel or yacht in good faith but cannot guarantee or warrant the accuracy of this information nor warrant the condition of the vessel. A buyer should instruct his representatives, agents, or his surveyors, to investigate such details as the buyer desires validated. This vessel or yacht is offered subject to prior sale, price change, or withdrawal without notice.

# PHOTOS

---


**Beach Club**



**Beach Club**




**Beach Club / Freezer**



**Aft Deck**




**Salon**




**Salon**



**Salon**



**Salon**



**Dining**



**Dining**



**Hallway**



**Hallway**



**Entrance to Galley**



**Entrance to Galley**



**Galley**



**Galley**



**Galley / Dinette**



**Pilothouse**




**Pilothouse / Settee**




**Master Stateroom**




**Master Stateroom**




**Master Head**



**Guest Stateroom**



**Guest Head**




**Guest Stateroom**




**Stateroom Converted into Gym**




**Bow / Sun Pad**




**Flybridge / Helm**




**Flybridge**




**Crew Lounge**



**Crew Quarters**



**Other Profile**






**Other Profile**



**Engine Room**



**General Arrangement**



# CONTACTS

---

Andrey Shestakov, leading yacht broker of the sales department of Shestakov Yacht Sales Inc. Shestakov Yacht Sales Inc., the official representative of the Miami/Fort Lauderdale FL headquarters.

## Contact details

---

Email: **andrey@shestakovyachtsales.com**

Web: [shestakovyachtsales.com/en/](https://shestakovyachtsales.com/en/)

## Telephones

---

USA: **+1(954)274-4435**

## Office hours

---

Monday – Saturday: **9:00 - 21:00** EDT

Sunday: **closed**

## Address

---



Harbour Towne Marina, 850 NE 3rd St, STE 213, Dania, FL 33004