

SHORE GIRL — VIKING



Builder: VIKING

Year Built: 2003

Model: Motor Yacht

Price: PRICE ON APPLICATION

Location: United States

LOA: 61' 7" (18.77m)

Beam: 16' 0" (4.88m)

Min Draft: 4' 3" (1.30m)

Max Draft: 4' 5" (1.35m)

Cruise Speed: 26 Kts. (30 MPH)

Max Speed: 33 Kts. (38 MPH)

Our experienced yacht broker, Andrey Shestakov, will help you choose and buy a yacht that best suits your needs **SHORE GIRL — VIKING** from **our catalogue**. Presently, at **Shestakov Yacht Sales Inc.**, we have a wide variety of yachts available on **our sale's list**. We also work in close contact with all the big **yacht manufacturers** from all over the world.

If you would like to buy a yacht **SHORE GIRL — VIKING** or would like help answering any questions concerning purchasing, selling or chartering a yacht, please call **+1(954)274-4435**

TABLE OF CONTENTS

TABLE OF CONTENTS	2
SPECIFICATIONS	6
Basic Information	6
Dimensions	6
Speed, Capacities and Weight	6
Accommodations	6
Hull and Deck Information	7
Engine Information	7
DETAILED INFORMATION	8
Walkthrough	8
Salon	8
Galley	9
Utility Area	9
Dining Area	9
Main Helm, Lower Station	10
Main Companionway	10
Guest Cabin	10
Guest Head	11
Master Cabin	11
Master Head	11
VIP Cabin	12
VIP Head	12
Foredeck	13
Aft Deck	13
Flybridge	13
Flybridge Helm	14
Engine Room	14
Lazarette	14

Electrical Equipment	14
Special Notes	15
Remarks	15
Exclusions	15
Exclusions	15
Disclaimer	16
PHOTOS	17
Salon Looking Forward	17
Salon to Port	17
Salon to Starboard	17
Starboard Salon Sofa	17
Salon Looking Aft	17
Salon Looking Aft	17
Galley to Starboard	17
Galley	17
Galley	18
Galley Looking Forward	18
Galley Looking Starboard	18
Galley	18
Utility Room off Galley	18
Lower Helm	18
Lower Helm	18
Lower Helm	18
Portside Dinette	19
Portside Dinette	19
Twin Cabin Portside Looking Aft	19
Twin Cabin Looking Forward	19
Twin Cabin Day Head	19
Master Looking Aft	19

Master	19
Master Looking Forward	19
Master Head	20
VIP	20
VIP	20
VIP Head	20
VIP Shower	20
Bow	20
Bow	20
Bow	20
Starboard Side Deck Door	21
Side Decks	21
Aft Deck	21
Aft Deck	21
Aft Deck	21
Swim Platform	21
Swim Platform Shower	21
Flybridge	21
Flybridge Aft	22
Flybridge	22
Flybridge Sun Bed	22
Helm	22
Helm	22
Helm	22
Engine Room	22
Port Engine	22
Engine	23
Generator	23
Lazarette	23

Lazarette	23
Charles Iso Boost Charger	23
Lazarette	23
Alternate Profile	23
Alternate Profile	23
Alternate Profile	24
Stern Quarter	24
Layout	24
CONTACTS	25
Contact details	25
Telephones	25
Office hours	25
Address	25

SPECIFICATIONS

Basic Information

Category: Motor Yacht

Sub Category: Sport Cruiser

Model Year: 2003

Year Built: 2003

Country: United States

Vessel Top: Radar Arch and Bimini

Dimensions

LOA: 61' 7" (18.77m)

Beam: 16' 0" (4.88m)

Min Draft: 4' 3" (1.30m)

Max Draft: 4' 5" (1.35m)

Speed, Capacities and Weight

Cruise Speed: 26 Kts. (30 MPH)

Max Speed: 33 Kts. (38 MPH)

Gross Tonnage: 30 Pounds

Water Capacity: 185 Gallons

Holding Tank: 70 Gallons

Fuel Capacity: 790 Gallons

Accommodations

Total Cabins: 3

Total Berths: 4

Sleeps: 6

Total Heads: 3

Hull and Deck Information

Hull Material: Fiberglass

Deck Material: Teak

Hull Configuration: Deep Vee

Hull Finish: Plastic

Hull Designer: B. Olesinski

Exterior Designer: B. Olesinski

Interior Designer: Princess Yacht

Engine Information

Engines: 2

Manufacturer: MAN

Model: 2840LE403 V-10

Engine Type: Inboard

Fuel Type: Diesel

DETAILED INFORMATION

Walkthrough

Boarding SHORE GIRL from a floating dock is onto the swim platform and to the portside boarding door to the Aft Deck. From a fixed dock one can board over the port or starboard gunwale.

The Aft Deck and platform have recently laid teak decks much thicker than originally supplied. The Aft Deck has fixed seating, a dining table, loose chairs and comfortable steps to the Flybridge. Hatches below lead to the Engine and Generator Rooms.

The Salon is entered via a sliding glass door with a large U shaped settee to starboard and matching loveseat to port. Open tread steps give secondary access to the Flybridge, rare on a yacht of this size.

Next forward to starboard is the Galley, recessed below but allowing anyone working there to very much be a part of the action in the Salon.

Next forward is the Lower Helm with two bucket helm seats. To port is an L shaped Dining Area with table.

Centerline are steps to below. The Master is aft to starboard with a walk around queen size berth and a private Head and shower.

To port is a twin lower berth Stateroom also with a head and shower, that also serves as the Day Head.

All the way forward is the VIP Cabin with an island queen berth and a private head and shower.

The Flybridge has two access points, from the Salon or the Aft Deck. The helm is centerline. A large J shaped seating area is to starboard.

Aft is a large two to three person sun pad with great storage below.

Salon

The Salon is entered via a sliding stainless steel trimmed door to port. The other two thirds of the bulkhead opens via the upper half electrically sliding down. The entire door area is covered by lined drapes.

Once inside to starboard is a large four to five person Ultra Leather eggshell colored sofa. Outboard of the sofa is a large side window covered by Roman shades. Next forward is a built in backlit sconce light.

Immediately upon entering to port is a two door cherry cabinet with an Engle dual voltage bar fridge. Above is a backlit three shelf bar glass locker with Princess glasses behind glass doors with a cherry countertop below.

Next forward is a two person loveseat, followed by a cabinet with a 30" Samsung LED TV, a JVC DVD player and an HD Direct TV Sat receiver.

Above is a Bose Lifestyle AM/FM/6 disc CD changer with hard drive storage on the cherry countertop. A matching backlit sconce and window treatment is outboard.

Next forward are six open tread steps to the Flybridge. Also in the Salon are nine overhead mini spots, Bose stereo speakers and rope lit ceiling detail and carpeted with a Sunbrella runner.

Galley

The Galley is down three steps to starboard but still very much open to the Salon and Dining Area.

Neff 4 Burner Ceran top cooktop (2) Marvel undercounter refrigerators w/cherry fronts and sea locks Sharp convection/microwave oven w/grill (new Jan 2015) behind sliding door Icerette stainless steel icemaker behind a cherry door Avonite countertops Twin basin under mount stainless steel sink w/Avonite covers Equator dishwasher behind cherry hinged door Pullout waste disposal bin Overhead & undercounter lighting 2 Piece access door to Utility Area (11) Cherry cabinet doors (1) Storage drawer (1) Fully stocked cutlery drawer - individually fitted Princess logo dishware GFCI outlet Lift out storage well in sole Teak & holly sole

Utility Area

Down three steps from the Galley Splendide 2000 washer/dryer combo Marvel Deep Freeze (4) Storage cabinets Overhead lighting Bilge access panel 6' Headroom

Dining Area

Opposite the Galley and one step up from the Salon is a raised L shaped dinette. The seating surface is ostrich embossed leather. The table is high gloss cherry with a cherry pedestal.

The table seats four. Two stools stored elsewhere allow dining for six. Mini blinds cover the double side windows. Above are four halogen mini spots. The carpet in the center walkway is covered with a Sunbrella runner.

Next forward is a cherry countertop with a table lamp.

To starboard up two steps is the complete Lower Helm Area.

Main Helm, Lower Station

Twin helm seats w/fore & aft adjustment, upholstered in ostrich embossed leather
Stainless steel framed tempered glass windshield Burt Elm instrument console Full VDO
engine instruments (2) VDO fuel gauges VDO rudder angle indicator Rexroth electronic
engine controls Power assisted hydraulic steering Bow thruster control Furuno Nav Net
1833c 10" GPS/plotter/radar Simrad AP20 autopilot Icom M602 VHF w/DSC ACR RCL
100 spotlight light control 4"Plastimo magnetic compass Trim tab controls Horn button
Anchor windlass remote control Chart table w/light & chart storage (3) Windshield
wipers/washers (5) Bilge pump controls w/indicator lights Sliding door to starboard side
deck Tilt wood helm wheel Sidepower bow thruster Key start/stop switches Sea Fire fire
system override panel Furuno RD-30 data gauge Garmin 12' 8400 screen plotter
(2017) Chart light Portside electric window (by dining table) Horn switch Drink holders
Water tank gauge Holding tank monitor/discharge pump controls Glovebox AC & DC
breaker panels

Main Companionway

From the Lower Helm Area, down four carpeted steps is the Centerline Accommodation
Companionway. First to port is the Twin Lower Berth Stateroom. Next forward is the
Guest Head with two doors to also serve as the Day Head.

To starboard, down one step, is the Master Cabin with private Head.

All the way forward is the VIP Cabin with private Head.

Guest Cabin

Down two steps is the Twin Lower Berth Cabin. Each berth has a reading light with a
two drawer cherry nightstand with table lamp between.

Above the outboard berth are two opening stainless steel portholes behind full drapes.

Forward of the outboard berth is a two door cabinet with two shelves and a JVC DVD
player within. Above is a 15" Sharp Aquos LCD TV.

Furthest forward is a hanging locker and four shelves in the adjacent cabinet.

On the forward bulkhead is the Guest Head door. Also in this cabin are SMX digital AC

controls, three overhead mini spots, a carpeted sole and an arched cherry entry door.

Guest Head

The Guest Head also serves as the Day Head with a secondary entry door from the Main Companionway.

The sole is teak and holly. The vanity has one cherry door below and a curved under mount sink in the Avonite countertop above. Silver miniblinds cover the opening stainless steel porthole above. The toilet is a Sealand Vacuflush model. The shower has a clear glass door and sidelights, a seat, a handheld or wall mounted fixture, a teak grate sole and an exhaust fan.

Also in the head are two cherry storage cabinets, an AC vent and three halogen mini spots above.

Master Cabin

Down one step to starboard from the Centerline Companionway is the Master Cabin. A tapered queen size walkaround berth is off the aft bulkhead.

Twin cherry nightstands with storage are outboard. The upholstered headboard spans the width of the berth and nightstands.

Two directional reading lights are above. There are two drawers at the base of the bed. Outboard are two opening stainless steel portholes behind full drapes. Next forward is a full size hanging locker with an adjacent six shelf cabinet within is a JVC DVD player.

On the forward bulkhead is the entrance to the Master Head and a small vanity table with lift up storage and stool with storage within.

Inboard from the berth is a two door cabinet with five storage shelves.

Also within the cabin is a 15" Sharp Aquos LCD TV, a JVC AM/FM/CD stereo, two Sony stereo speakers, SMX AC controls, six overhead halogen mini spots and a carpeted sole.

Master Head

Forward and up one step from the Master is the private Head. The sole is teak and holly. The vanity has one cherry drawer below and an undermount sink in the curved Avonite countertop above.

The toilet is a Sealand Vacuflush model. A cherry hamper with a hinged Avonite top is next forward (Euro models have a bidet here.) Outboard of the toilet is a fiddled Avonite shelf with an opening stainless steel porthole behind silver miniblinds and two storage cabinets above.

The stall shower has a clear glass door and sidelight, shelf, handheld or wall mounted fixture, an exhaust fan and a teak grate sole.

Also in the Head is a huge mirror, five overhead halogen mini spots and an AC vent.

VIP Cabin

All the way forward is the VIP Cabin with a tapered queen size pedestal berth. An upholstered headboard is mounted on a full beam mirrored panel with directional reading lights port and starboard.

Built in shelves serve as nightstands with lift up storage cuddies port and starboard. Above each is an opening stainless steel porthole with full drapes. Above are two hinged storage cabinets each side.

Two drawers at the end of the berth are flanked by cut out meant to store the two stools used to increase the dining table to seat six.

Aft to port is a double hanging locker, a Sharp Aquos 15" LCD TV and a JVC DVD player.

Aft to starboard is a five shelf storage cabinet and the entrance to the VIP Head.

Also in this cabin are five halogen mini spots, digital SMX AC controls and a carpeted sole.

VIP Head

The sole is teak and holly. The vanity has one cherry cabinet below and a curved sink with Avonite countertop above.

Silver miniblinds conceal an opening stainless steel porthole. Above are two hinged cherry cabinets.

The toilet is a Sealand Vacuflush model.

The stall shower has a clear glass door, handheld or wall mounted shower fixture, teak grate sole and an exhaust fan.

Also in the Head are four overhead halogen mini spots and an AC vent.

Foredeck

Nonskid fiberglass deck Stainless steel anchor chute w/bow roller Lewmar 2 KW electric capstan anchor windlass w/footswitch Welded stainless steel bow rails w/pennant staff & lifelines Freshwater wash down spigot Delta 75 lb. anchor w/all chain rode Electric air horns Stainless steel framed windshield (3) Pantograph windshield wipers/washers Starboard access hatches into anchor locker Portside line storage locker Raised bulwarks w/stainless steel fairleads Bow cushion w/stainless steel handrails International Navigation lights Black Textulene windshield cover Round Bomar deck hatch into VIP Dual spring line cleats

Aft Deck

Teak over fiberglass decking (solid teak new 2015) Integral swim platform w/teak overlay (solid teak new 2015) (2) Teak steps from swim platform to Aft Deck Teak tread 7 step molded stairs to Flybridge Large storage locker under Flybridge stairs Port & starboard warping windlasses w/footswitches under hinged top w/line storage below Starboard cockpit locker w/(3) fuel shutoffs & manual fire system pulls, 3 zone hand bilge pump Hinged teak hatch to Generator Room Hinged teak hatch to Engine Room Portside hinged transom door Self draining deck w/scuppers Aft bench seat w/removable cushions & cover Hot & cold shower, portside Stainless steel handrails Pullout swim ladder, portside Aft flag pole & ensign (2) Blue accent lights on swim platform wings Stainless steel trimmed sliding Aft Deck/Salon door Large wet locker under swim platform deck (6) Overhead stainless steel trimmed lights (2) Polyplaner stereo speakers (3) Teak steps port & starboard to side decks w/blue accent lights (3) Step stainless steel boarding ladder mounts on brackets port or starboard (2) White underwater lights

Flybridge

Nonskid fiberglass decking Wet bar w/Tundra fridge & Neff electric Ceran topped grill just aft of helm seat Large U shaped seating area for 6 - 7 w/removable cushions & cover Large hinged storage bin aft on Bridge Deck w/sunbed, cushions & cover Revere 8 person life raft chocked on deck, aft w/hydro release Fiberglass radar arch w/stainless radar tower Furuno 4' open array scanner Trac Vision Sat TV dome (new 2015) Terrestrial TV antenna Fiberglass hatch over steps to Aft Deck w/stainless steel railing White vinyl Bimini top w/(5) stainless steel bows Three side clear vinyl enclosure w/(3) U Zips ACR RCL 100 remote control searchlight EPIRB (4) Flybridge stereo speakers Forward access to Salon from hinged door w/steps below Stainless steel handrails Deck level lighting Bronze Plexiglas screen across aft end of Flybridge Stainless steel Venturi wraparound windscreen Low level LED deck lights Life ring w/throw line Starboard side double curved seat forward FRP table w/twin pedestal legs & (4) drink holders Soft patch in deck for major engine removal

Flybridge Helm

Centered forward w/dual bucket helm seats w/fore/aft adjustment Furuno Nav Net 2 1833c 10" color GPS/radar/plotter Furuno RD 30 speed, depth, sea temp gauge Simrad AP 22 autopilot Icom M604 VHF w/DSC ACR RCL 100 remote searchlight control Power assisted hydraulic steering w/stainless steel wheel Rexroth electronic engine controls VDO engine gauges VDO rudder angle indicator Bennett trim tab controls 4" Plastimo high speed magnetic compass Horn switch Bilge pump audible alarm panel Chart area under hinged plexiglass Venturi windscreen Twin matching VHF antennas Sea Fire engine shutdown override panel Engine start/stop buttons Glovebox (3) Stainless steel drink holders

Engine Room

(2) MAN D2840LE 407 diesels at 860 HP w/mechanical injection 2 ½" Stainless steel prop shafts Bennet hydraulic dual piston trim tabs 11 PH Side Power bow thruster, 24 volt dual prop 5 Point Reverso 24 volt oil change system Cruise Air reverse cycle AC system 61,000 BTU as follows: VIP 7000 BTU Guest Cabin 7000 BTU Master Cabin 10,000 BTU Salon 36,000 BTU Rexroth electronic engine controls Twin Disc transmissions 20 Gallon water heater Sealand Vacuflush toilet system (5) Bilge pumps auto/manual Hydraulic steering system FM 200 fire suppression system (2) Units Engine Room, Generator Room Separ fuel filters All sanitation hoses new (Jan 2015) New macerator pump (Jan 2015) Water in fuel warning lights at Lower Helm Electric water pump High capacity manual bilge pump w/5 way valve system Engine Room soundproofing High volume Engine Room air intakes/extractor Separ generator fuel filter FRP generator muffler Engine mufflers Engine Room access ladder Generator Room access ladder Tides shaft seals Rexroth built in engine synchronizer

Lazarette

The Lazarette is very spacious due to the look of the rarely used single Crew Cabin.

Most of the equipment listed in the electrical subheading is located in this area.

Electrical Equipment

12 Volt DC electrical system 24 Volt DC electrical system (10) Group 27 batteries wired in series to provide 24 V power, (4) for engine starting, (6) for house service 120 Volt AC 60 HZ electrical system 240 Volt AC 60 HZ electrical system (2) 50 Amp 240 volt Cablemaster power cords (2) X split regulator devices from alternates to house & engine batteries Newmar Phase Three PT 2495 F battery charger X Act voltage regulator for interior lights (23.8 volts) (2) Charles Industries ISO boost 50 isolation

transformers Electrical bonding system Onan 21.5 KW generator in generator sound shield compartment w/1371 hours Engine alternators charge via relay system to isolate engine start from house batteries Remote battery master switches & control switch at main panel DC panel at helm w/(20) breaker protected circuits, (2) analog voltmeters, battery amp meter AC 120 volt panel at helm w/(10) breaker protected circuits & analog voltmeter AC 240 volt panel at helm w/(10) breaker protected circuits & analog amp meters Generator start panel (41) Breaker protected circuits in secondary panel under chart flat

Special Notes

Hull painted w/Alexseal Anniversary Silver (Jan 15) Rub rail removed, painted silver, reinstalled (Jan 15) Hull soda blasted, barrier coated, painted (Jan 15) Bottom repainted Aug. 2018

Remarks

SHORE GIRL was acquired on trade as part of a larger vessel sale. Her new owner decided donation to a charitable foundation best suited his needs, allowing him to buy the next boat of his choice.

The foundation, following IRS guidelines, has made capital improvements which completed in May of 2019. They include:

- Starboard side hull paint \$18,000
- Props & shafts removed and reconditioned \$17,000
- New aft cutlass bearings \$2300
- 1000 Hour engine service \$20,444
- Headliners throughout vessel \$22,300
- Compound detail & wax \$3800

So, in 2019 SHORE GIRL had nearly \$84,000 spent making her ready to go in all respects! **Now available on a three (3) year lease purchase.**

Exclusions

While every effort was made to list all pertinent included equipment aboard SHORE GIRL, there are some personal belongings aboard. Prospective purchasers should assume any item not specifically mentioned herein will not convey at closing.

Exclusions


Owner's personal belongings.

Disclaimer


The Company offers the details of this vessel or yacht in good faith but cannot guarantee or warrant the accuracy of this information nor warrant the condition of the vessel. A buyer should instruct his representatives, agents, or his surveyors, to investigate such details as the buyer desires validated. This vessel or yacht is offered subject to prior sale, price change, or withdrawal without notice.

PHOTOS

Salon Looking Forward



Salon to Port




Salon to Starboard




Starboard Salon Sofa




Salon Looking Aft



Salon Looking Aft



Galley to Starboard



Galley



Galley



Galley Looking Forward



Galley Looking Starboard



Galley



Utility Room off Galley



Lower Helm



Lower Helm



Lower Helm



Portside Dinette



Portside Dinette



Twin Cabin Portside Looking Aft



Twin Cabin Looking Forward



Twin Cabin Day Head



Master Looking Aft



Master



Master Looking Forward



Master Head



VIP




VIP



VIP Head




VIP Shower



Bow



Bow



Bow



Starboard Side Deck Door



Side Decks



Aft Deck



Aft Deck




Aft Deck




Swim Platform



Swim Platform Shower




Flybridge



Flybridge Aft




Flybridge



Flybridge Sun Bed




Helm




Helm




Helm



Engine Room



Port Engine



Engine



Generator



Lazarette



Lazarette



Charles Iso Boost Charger



Lazarette



Alternate Profile



Alternate Profile




Alternate Profile



Stern Quarter



Layout



CONTACTS

Andrey Shestakov, leading yacht broker of the sales department of Shestakov Yacht Sales Inc. Shestakov Yacht Sales Inc., the official representative of the Miami/Fort Lauderdale FL headquarters.

Contact details

Email: **andrey@shestakovyachtsales.com**

Web: shestakovyachtsales.com/en/

Telephones

USA: **+1(954)274-4435**

Office hours

Monday – Saturday: **9:00 - 21:00** EDT

Sunday: **closed**

Address



Harbour Towne Marina, 850 NE 3rd St, STE 213, Dania, FL 33004