

SAPELO — JIM SMITH



Builder: JIM SMITH

Year Built: 2016

Model: Sport Fisherman

Price: PRICE ON APPLICATION

Location: United States

LOA: 86' 0" (26.21m)

Beam: 21' 5" (6.53m)

Max Draft: 5' 0" (1.52m)

Cruise Speed: 35 Kts. (40 MPH)

Max Speed: 44 Kts. (51 MPH)

Our experienced yacht broker, Andrey Shestakov, will help you choose and buy a yacht that best suits your needs **Sapelo — JIM SMITH** from **our catalogue**. Presently, at **Shestakov Yacht Sales Inc.**, we have a wide variety of yachts available on **our sale's list**. We also work in close contact with all the big **yacht manufacturers** from all over the world.

If you would like to buy a yacht **Sapelo — JIM SMITH** or would like help answering any questions concerning purchasing, selling or chartering a yacht, please call **+1(954)274-4435**

TABLE OF CONTENTS

TABLE OF CONTENTS	2
SPECIFICATIONS	5
Basic Information	5
Dimensions	5
Speed, Capacities and Weight	5
Accommodations	5
Hull and Deck Information	6
Engine Information	6
DETAILED INFORMATION	7
Vessel Walkthrough	7
Salon	7
Galley	8
Pantry	8
Companionway	8
Master Stateroom	9
VIP Stateroom	9
Guest Stateroom	9
Forward Staterooms: Port & Starboard	9
Cockpit	9
Flybridge	10
Electronics and Navigational Equipment	11
Electrical System	11
Engine Room / Mechanical Equipment	12
Pump Room	13
Broker Remarks	13
Exclusions	13
Disclaimer	14
PHOTOS	15

Salon	15
Salon	15
Salon	15
Galley	15
Galley	15
Galley	15
Galley	15
Dinette	16
Pantry	16
Companionway	16
Master Stateroom	16
Master Stateroom	16
Master His and Her Head	16
Master His and Her Head	16
Master His and Her Shower	16
VIP Stateroom	17
VIP Head	17
Guest Stateroom	17
Bow Guest Stateroom	17
Jack & Jill Head	17
Bow Guest Stateroom	17
Bridge Helm	17
Bridge Helm	17
Bridge	18
Bridge	18
Bridge	18
Bridge View	18
Cockpit Mezzanine	18
Cockpit	18

Cockpit	18
Engine Room	18
Engine Room	19
Engine Room	19
Engine Room	19
Engine Room	19
CONTACTS	21
Contact details	21
Telephones	21
Office hours	21
Address	21

SPECIFICATIONS

Basic Information

Category: Sport Fisherman

Sub Category: Convertible

Model Year: 2016

Year Built: 2016

Country: United States

Vessel Top: Hardtop

Fly Bridge: Yes

Cockpit: Yes

Dimensions

LOA: 86' 0" (26.21m)

Beam: 21' 5" (6.53m)

Max Draft: 5' 0" (1.52m)

Speed, Capacities and Weight

Cruise Speed: 35 Kts. (40 MPH)

Cruise Speed RPM: 1950 Kts.

Max Speed: 44 Kts. (51 MPH)

Max Speed RPM: 2450 Kts.

Displacement: 123000 Pounds

Water Capacity: 600 Gallons

Holding Tank: 150 Gallons

Fuel Capacity: 3500 Gallons

Accommodations

Total Cabins: 5

Total Berths: 9

Sleeps: 12

Total Heads: 5

Hull and Deck Information

Hull Material: Cold Molded

Deck Material: Teak

Hull Designer: Donald L. Blount

Engine Information

Engines: 2

Manufacturer: MTU

Model: DDEC MTU Series 2000 M-94

Engine Type: Inboard

Fuel Type: Diesel

DETAILED INFORMATION

Vessel Walkthrough

“Sapelo” is one of the finest sportfishing boats ever built. She is extremely fast and efficient, and her fit and finish are unparalleled. A tremendous sportfisher with yacht quality throughout. Her luxurious amenities and fish ability make her the best of both worlds. Walking into the salon, to port houses a huge living area which features a custom L-shaped leather sofa, oversized leather chair and coffee table for lounging. Beautiful hand rubbed satin finished teak surrounds the interior of this exquisite masterpiece. To starboard, across from the sofa area, you will find built-in teak cabinetry which features a pop-up 55” Samsung television, full entertainment center and tremendous drawer storage. Moving forward and up one step to the gourmet galley area, is where this boat shines and is unique from any other sportfish out there. To starboard there is a full bar housing (2) SubZero 30” refrigerated drawers, an ice machine, bottle storage and a large custom wine cooler. Over to the center of the galley, facing the salon, is the cooktop and full oven built-in to teak cabinetry and accented by custom cream-colored marble, along with a full stand-up refrigerator. All the way to port offers the oversized stainless-steel sink, under-counter garbage receptacle, storage, and two drawer style dishwashers. Directly in the middle of the galley you will find the full island with tremendous storage and convection microwave. Forward to port is the huge custom dinette that seats eight. Heading forward into the enormous pantry, providing great storage for dry goods, a full size stand-up freezer, (2) SubZero freezer drawers and a full-size washer and dryer. Moving forward down into the companionway, curving to the left and down 3-steps, is the oversized full beam master stateroom. This incredible teak accented stateroom features a full width king bed with tremendous walk-around abilities. Complimenting this stateroom is a beautiful built-in console area with six large drawers, vanity and a 55” Samsung television. There is plenty of storage with eighteen storage drawers and five very large closets. Featuring his and her full beam heads divided by an oversized custom shower. Heading forward to port is the VIP stateroom with a full walk-around queen berth with fantastic storage, exquisite décor and its own full head and shower. Across to starboard is another large guest stateroom featuring oversized side-by-side beds along with a Pullman berth for extra sleeping capabilities. This stateroom has very generous drawer and closet storage along with its own full head and shower. Moving into the bow section you will find two A-like staterooms featuring over/under berths with great storage and are separated by a large and roomy ‘Jack and Jill’ style head and shower.

Salon

- Oversized L-shaped Sofa with Storage Below
- Large Custom Leather Sofa

- Custom Coffee Table
- Custom Bar Area
- Pneumatic Salon Door
- Teak Window Moldings
- 120V Overhead and 12V Indirect Lighting

Audio/Visual Equipment:

- Pop-up Samsung 55" Television
- DirecTV Satellite
- KVH Tracvision
- Marantz Stereo System with Surround Sound

Galley

- 4-Burner Miele Stove
- Full Size Miele Oven
- Wolf Convection Microwave
- 30" SubZero Refrigerated Drawers
- SubZero Custom Wine Refrigeration
- SubZero Ice Maker
- Electrolux Full Stand-up Refrigerator
- Galley Bar with Custom Cream Color Stone on Aluminum Honeycomb Backing and Teak Cabinets
- Galley Island with Amazing Storage; (2) Fisher & Paykel Dishwashers; and Built-in Garbage Disposal
- Teak and Holly Flooring

Dinette Area:

- Oversized Custom Dinette Area with Seating for 8
- Flatscreen Television

Pantry

- Full Walk-in Pantry
- Electrolux Full Stand-up Freezer
- Frigidaire Stackable Full Size Washer and Dryer
- (2) SubZero Freezer Drawers
- Tons of Storage

Companionway

- Locker for Cleaning and Vacuums
- Electrical SubPanel
- Linen Storage

Master Stateroom

- Walkaround King Berth
- (18) Large Drawers for Storage
- (5) Oversized Closets
- Vanity Area
- 55" Samsung Television
- His and Her Heads with Huge Custom Shower Between

VIP Stateroom

- Full Walkaround Queen Berth
- (8) Drawers
- Great Closet Storage
- Flatscreen Television
- Full Head and Shower

Guest Stateroom

- Side-by-Side Single Berths
- Custom Pullman Berth
- Great Storage with (8) Drawers and Hanging Locker
- Flatscreen Television
- Full Head and Shower

Forward Staterooms: Port & Starboard

- Identical Port and Starboard Layout Separated by a Jack and Jill Head with Shower
- Over/Under Berths with Double Bottom Berth
- Great Storage with Hanging Locker

Cockpit

The cockpit of the "Sapelo" is mammoth in size and very well laid out for tournament fishing. Everything has its own convenient place for a very clean look. The air-

conditioned mezzanine adds comfort and great amenities.

- Teak Cockpit and Teak Covering Boards
- Large Live Well in Transom
- Large Fish Box in Transom with Macerator Pump Out
- Release Fighting Chair
- Eskimo Ice Machine
- Air-Conditioned Mezzanine
- Large Custom Freezer in Mezzanine
- Oversized Custom Drink Box
- Plenty of Tackle Storage with (5) Large Tackle Drawers
- 1-Piece Transom Door
- Side Lockers
- Cockpit Sunshade with Poles
- Bumper Slide System
- Freshwater Washdown with Dockside Connection
- (2) Deep Drop Plugs
- (4) Underwater Lights
- Indirect Courtesy Lighting in Cockpit
- (5) Lights in Cockpit Overhang with Dimmer
- (8) Stainless Steel Cleats with Recessed Back Plate

Flybridge

This massive bridge area is both functional and luxurious. The helm is finished with beautiful bright varnished teak and state of the art Garmin electronics. There is seating for twelve guests in this air-conditioned area along with a custom 2-person Shaze lounge. This area is perfect for both intense fishing or relaxed cruising.

- (3) Release Helm Chairs
- Custom Drink Box
- (4) 19" Garmin Displays
- Simrad AP28 Auto Pilot
- FLIR System
- Furuno NavNet
- (2) ICOM M506 VHF Radios
- Rupp Bigg Rigg 3 Spreader 41' Hydraulic Outriggers
- Humphree Trim Tabs
- Hydraulic Bow Thruster
- Teak Step for Helm Area
- Palm Beach Towers Hardtop
- Full EZ2CY Enclosure
- Rod Storage

Electronics and Navigational Equipment

All Electronics installed by Custom Marine Electronics in 2016

- (4) Garmin GMM 170 17" Touchscreen Monitors for 8000 Series
- (3) Garmin GPSMAP Black Box with US Charts
- Garmin Remote Keypad, 8000 Series
- (2) Garmin Twin SD Card Reader for 8000 Series
- Garmin Marine Wi-Fi Adapter Kit
- Garmin GMR HD 6' Array Radar and Pedestal
- Garmin GSD26 CHIRP EchoSounder
- (2) Garmin GMI20 Marine Displays
- Garmin GX 52 Weather
- Garmin AIS600
- Furuno Ultra Digital Radar 25kW 96 nm
- Furuno 6' Open Array Antenna
- Furuno NavNet 3D Black Box Processor
- Airmar B275 Wide Broadband CHIRP
- Simrad AP28 Autopilot
- (2) ICOM M506 VHF
- (2) Comrod 16' VHF Antenna
- Comrod 4' VHF Antenna
- (2) ACR RCL-100D 24 Volt Searchlight
- FLIR M-625L Thermal Low Light
- KVH TracVision HD7 w/ Tri Americas LNB
- KVH TracPhone V3-IP
- Panasonic 2-Line Wireless Phone with Base Station
- Wave Wi-Fi Ethernet Converter/Bridge
- (2) IRIS 700TVL Resolution Mini Ball Cameras

Electrical System

- (2) 33kW Onan Generators with Sound Shields
- 24V, 12V and 120V Lights Throughout Cabin and Below, Anchor, Engine and Utility Room, Cockpit, Navigation
- Audible Alarms: Low Oil Pressure, High Water Temperature, Bilge High Water
- (8) Odyssey Batteries and Boxes
- 24V Sentry Battery Charger
- Custom Master Control Panel
- 120V Duplex and Ground Fault
- Vapor Proof Battery Switches
- (2) 100amps Dockside Power 240V with Isolation Transformers
- (2) 100amp CableMaster Cord Systems with Cords

Engine Room / Mechanical Equipment

The fit and finish of this spectacular engine room is breathtaking. The 2600hp MTUs are enormous in size and there is still incredible space to move around to get to everything. Engineering was the main focus allowing for the perfect center of gravity and ease of maintenance.

- Twin MTU 16V2000 M94 Common Rail Engines with a Combined Total of 5,200hp and ONLY 384 Hours
- MTU Control Panel with Displays
- ZF Transmission ZF3070N 2.034:1 Ratio
- Hot Start Block Heaters
- Marine Exhaust Systems with Quick Disconnect and 40 Gallon Oil Reservoir Tank
- Algae-X Fuel Polisher with Separ 2000 Racor Filter
- Fuel Transfer System
- Oberdorfer Gear Pump Fuel Priming Pump
- Double Racor Fuel Filters
- (7) Bilge Pumps: 5-Rule 2000s, 2-Rule 3500s with Ultra Safety Systems Float Switches
- Livos Air Ventilation Boxes with Variable Speed Fan Controls
- Kidde Fire Suppression System HFC-227ea. Agent
- (3) Engine Room Cameras
- Seastar Hydraulic Steering System with Reservoir Tank
- Tides Marine Shaft Seals
- LED Lighting in Engine Room and Pump Room
- Air-Conditioned Engine Room and Pump Room
- Dometic 600lb Eskimo Ice Chipper
- (2) 1600gpd Water Makers
- (2) Galvanic Isolators
- (2) Acme "Clean Power" Transformers
- (2) 100amp Glendinning Retractable Shore Power Cords
- Marine Air Chilled Water Refrigeration for Cockpit and Bridge with Scot Cooling Pump
- Lovell Digital Displays for Bridge Refrigeration, Cockpit Drink Box and Freezer
- 24 Volt / 240 Volt Power Supply Panel
- 110 Volt Plug
- SHURflo Bait Mist Live Well Pump with Sea Strainer
- Port and Starboard Battery Boxes
- Hydraulic Bow Thruster with 14" Tube by Quantum Marine
- Windlass on Bow and Removable Stainless Steel Bow Pulpit
- 110 Volt Headhunter Freshwater System

Running Gear:

- Custom Jim Smith 306 Stainless Struts

- Welded Stainless Steel Rudder by Stuart Propeller & Marine
- (2) 4" Aquamet 22 Propeller Shafts
- Trim Tabs

Pump Room

- (2) Onan 33kW Generators with Sound Shields
- Tool Box
- Pump Room Camera
- Air Conditioned Pump Room
- LED Lighting
- A/C Seawater Intakes with Sea Strainers
- 120V / 240V Distribution Panel
- 240V Air Conditioning Distribution Panel
- (2) Phase Three Series 24V 15amp Chargers
- (2) PC1200 Odyssey Battery Chargers for Generator
- (2)AC Tech Air-Conditioning Flow Controllers
- DDC Chilled Water Marine Air Master Control
- (3) Scot A/C Cooling Pumps
- Air Compressor
- Livos Air Ventilation Boxes
- (2) FCI MaxQ Water Makers, 1800gph
- Dry Out Bilge Sump Pumps Throughout
- (2) HeadHunter Freshwater Pumps with WATTS Expansion Tanks
- Freshwater Wash Down
- 110V Plug
- Pump Room Camera
- LED Lighting
- A/C Seawater Intakes with Sea Strainers

Broker Remarks

"Sapelo" is the most impressive large sportfisherman out to the open market. She represents class and beauty along with unmatched speed and efficiency. No other 86' vessel can achieve her speeds. Holding 3500 gallons of fuel and cruising at 1650 rpm's giving you a 30 knot cruise while burning 100gph, is simply unheard of and will take you anywhere you want to go. She is like new and a pleasure to show.

Exclusions


Owner's personal belongings.

Disclaimer


The Company offers the details of this vessel or yacht in good faith but cannot guarantee or warrant the accuracy of this information nor warrant the condition of the vessel. A buyer should instruct his representatives, agents, or his surveyors, to investigate such details as the buyer desires validated. This vessel or yacht is offered subject to prior sale, price change, or withdrawal without notice.

PHOTOS


Salon




Salon




Salon




Galley




Galley



Galley



Galley



Dinette



Pantry



Companionway



Master Stateroom



Master Stateroom



Master His and Her Head



Master His and Her Head



Master His and Her Shower



VIP Stateroom



VIP Head



Guest Stateroom



Bow Guest Stateroom



Jack & Jill Head



Bow Guest Stateroom



Bridge Helm



Bridge Helm



Bridge



Bridge



Bridge



Bridge View



Cockpit Mezzanine



Cockpit



Cockpit




Engine Room



Engine Room








Engine Room





Engine Room



Engine Room





CONTACTS

Andrey Shestakov, leading yacht broker of the sales department of Shestakov Yacht Sales Inc. Shestakov Yacht Sales Inc., the official representative of the Miami/Fort Lauderdale FL headquarters.

Contact details

Email: **andrey@shestakovyachtsales.com**

Web: shestakovyachtsales.com/en/

Telephones

USA: **+1(954)274-4435**

Office hours

Monday – Saturday: **9:00 - 21:00** EDT

Sunday: **closed**

Address



Harbour Towne Marina, 850 NE 3rd St, STE 213, Dania, FL 33004