

SEA LEGEND — HARGRAVE



Судостроитель: HARGRAVE

Год постройки: 2008

Модель: Моторная яхта

Цена: ЦЕНА ЯХТЫ ПО ЗАПРОСУ

Местонахождение: United States

Длина общая: 114' 0" (34.75m)

Ширина: 23' 3" (7.09m)

Мин. осадка: 6' 6" (1.98m)

Крейс. скорость: 12 Kts. (14 MPH)

Макс. скорость: 17 Kts. (20 MPH)

Купить **SEA LEGEND — HARGRAVE** а также выбрать подходящую вам яхту из нашего **каталога яхт** вам поможет опытный яхтенный брокер Андрей Шестаков. На сегодняшний день компания **Shestakov Yacht Sales Inc.** имеет большое количество яхт в **собственном списке продаж**, а также тесно сотрудничает со всеми крупными **яхтенными производителями** по всему миру.

Для того чтобы купить яхту **SEA LEGEND — HARGRAVE** а также проконсультироваться по любому вопросу связанному с покупкой, продажей, чартером яхт позвоните по телефону **+7(918)465-66-44**.

ОГЛАВЛЕНИЕ

| | |
|-------------------------------|----|
| ОГЛАВЛЕНИЕ | 2 |
| ХАРАКТЕРИСТИКИ | 3 |
| Обзор | 3 |
| Основная информация | 3 |
| Размеры | 3 |
| Скорость, вместимость и масса | 4 |
| Размещение | 4 |
| Корпус и палуба | 4 |
| Информация о двигателе | 5 |
| ПОДРОБНОЕ ОПИСАНИЕ | 6 |
| YACHT DESCRIPTION AND DETAILS | 6 |
| Исключения | 11 |
| Отказ от ответственности | 11 |
| ФОТОГРАФИИ | 12 |
| КОНТАКТЫ | 17 |
| Контактная информация | 17 |
| Телефоны | 17 |
| Время работы | 17 |
| Адрес | 17 |

ХАРАКТЕРИСТИКИ

Обзор

SEA LEGEND is designed to explore remote exotic locations in absolute comfort. She has traveled over 80,000 NM on her on bottom from the Caribbean, East Coast of the US, Bermuda, Azores, England, Denmark, throughout the Med, Panama Canal and California. Features of this quality built yacht include: outstanding extra spacious pilothouse, zero speed stabilizers, extra soundproofing, electric convertible opening hard top and a separate owner or children's study.

UPGRADES 2x Northern Lights Generators 65KW - 2015 (1) CAT 3412E Main Engine - Rebuilt with New Long Block - May 2016 (1000 service hours) (2) New Exhaust Risers with new mixers - October 2015 (2) Stabilizers fin seals replaced - September 2016 Entire bottom Sand blasted and re-primed and antifoul - September 2016 (9) - New Underwater lights Installed

Основная информация

Тип судна: Моторная яхта

Подкатегория: Raised Pilothouse

Модельный год: 2009

Год постройки: 2008

Страна: United States

Открытая палуба мостика: Да

Кубрик: Да

Размеры

Длина общая: 114' 0" (34.75m)

Длина по ватерлинии: 104' 0"
(31.70m)

Ширина: 23' 3" (7.09m)

Мин. осадка: 6' 6" (1.98m)

Трапы: 36' 0" (10.97m)

Длина привального бруса: 114' 0"
(34.75m)

Скорость, вместимость и масса

Крейс. скорость: 12 Kts. (14 MPH)

Крейсерская скорость поворота:
1350 Kts.

Дальность на крейсерской скорости: 2000

Макс. скорость: 17 Kts. (20 MPH)

Макс. скорость поворота: 2300 Kts.

Дальность на макс. скорости: 10 Kts.

Вместимость воды: 600 Gallons

Вместимость сточного бака: 200 Gallons

Объем топливного бака: 7000 Gallons

Размещение

Всего кают: 4

Всего коек: 7

Спальные места: 9

Всего ком. состава: 6

Каюта капитана: Да

Каюты экипажа: 3

Койки экипажа: 5

Спальных мест экипажа: 6

Комм. состав экипажа: 3

Корпус и палуба

Материал корпуса: FRP

Материал палубы: Fiberglass

Комплектация корпуса: Semi-Displacement

Цвет корпуса: White

Отделка корпуса: Stainless Steel

Дизайнер экстерьера: Hargrave Custom Yachts

Дизайнер интерьера: Yacht Interiors by Shelley

Информация о двигателе

Двигатели: 2

Производитель: Caterpillar

Модель: 3412

Тип двигателя: Inboard

Тип топлива: Diesel

ПОДРОБНОЕ ОПИСАНИЕ

YACHT DESCRIPTION AND DETAILS

Below deck are four sumptuous staterooms including a full-beam master with high-gloss cherry woodwork trimmed in gloss camphor burl, lush fabrics, and a his and her en suite bathroom with fluted sink bowls and Emperadora dark and light marble inlays in the walk-through shower. The VIP is equally spacious with nearly the full beam of the yacht for both the stateroom and ensuite bathroom. The port guest stateroom features twin berths which are convertible to queen bed, a pullman berth and en suite head while the starboard stateroom has a single berth which is convertible to a full bed, a pullman berth and desk area on the opposite wall for onboard studies.

The crew quarters forward features a captain's cabin equal in size to a VIP stateroom with its own en suite head. Two additional crew berths and head are also found in this area. Aft is an engineer's station with double bunk and head and shower. All are finished to the same high standard as the rest of the boat with high-gloss cherry cabinetry trimmed in camphor burl and teak-and-holly flooring. 4 Guest Staterooms including Master with 5 en suite heads 3 Crew Cabins with 3 heads **Aft deck:** This bright and sunny spot is ideal for morning coffee and casual Sunday brunches. To port is a wet bar with Stainless Steel Sub Zero Fridge drawers. The custom teak dining table easily seats 8-10 for casual dining or remove center panel and lower to cocktail table height to suit your entertaining style. From the aft deck, you have access to the fly bridge, the lower cockpit and aft crew quarters, as well as the interior of the main deck. Large glass doors, opening on an electronic eye, invite you into the sophisticated main salon. Large curved settee with matching convertible Table. Aft deck ceiling recessed TV SS Sub Zero Fridge drawers Flooring: Teak Cabinetry: White Fiberglass Aft Deck Table: Teak with Camphor Burl /Cherry Star Detail **Salon:** As you enter the spacious salon through the automatic sliding door to the port there is a L-shaped couch. To starboard, are four club chairs with game table. The wood in the salon is Gloss Cherry with details and panels of Camphor Burl. Jaguar made Camphor Burl into a classic when it used this exotic wood on its dash boards. The ceiling perimeter has a triple roll of crown molding. The Georgian inspired period cabinetry has clipped petite fluted corners that sit on top of carved base. There is a Gloss Cherry Lacquer and mirror overhead soffit in the salon over the main seating area. The salon walk up bar with a brown onyx top has an elegant translucent feel. All of the door hardware, general lighting, and cabinet hardware is satin nickel. Cabinetry and Finish: Gloss Cherry Detail Wood: Crown Molding throughout yacht. Counter Tops: Gloss Camphor Burl Lighting Fixtures: Fine Art Iron/Gold Sconces Ceiling Treatment: (2) Recessed soffits with perimeter lighting Forward Counter Tops: Brown Onyx **Dining:** Just forward of the salon is the dining area. Whether enjoying a family meal around the round dining table that seats 8. All of this under the dining area's custom ceiling soffit and hand blown chandelier over the table the was custom colored for this yacht. Chandelier: Custom

Butterfly Design/Shades of Light Forward Buffet w/Glass Cabinet storage above, SubZero wine cooler, refrigerator below w/ storage Sliding Upholstered doors (2) to close off fwd Companion way to lower level and galley Triple roll of crown molding around the ceiling perimeter **Galley:** A short hallway forward leads to the welcoming Hargrave Signature Country Kitchen style galley with its Merry Gold granite counter tops, gloss cherry cabinetry and generous dinette. The large Mary Gold granite topped island separates the working area from the galley dining table and settee surrounded by the wrap around forward facing windows. Top-of-the-line appliances such as Sub Zero full size refrigerator, a 2nd Sub Zero full size refrigerator/freezer with 2 sets of Sub Zero drawers in the center island, plus Fisher & Paykel dishwasher drawers make this area a joy for the professional chef or family cooking. This galley is the classic combination of function and comfort with plenty of area for the crew and guests. **Day Head:** Special Features- Flooring: Emperadora Light Marble with Custom Mosaic Tile Design in front of the day head sink Cabinetry and Finish: Gloss Cherry with Gloss Camphor Burl Counter Tops: Marble Emporadora Light Lighting Fixtures: Satin Nickel Ceiling Treatment: Mirror Plumbing Fixtures: Kohler/Headhunter **Pilothouse:** As you enter the raised pilothouse, from the Starboard side companionway, the sheer size of it will surprise you. The elegant helm and spacious seating available for guests allows one to watch the captain guide her to various ports of call. The pilot house has a new design and layout of matching large leather settees that are extra deep for comfort on long trips. From the Helm area take two steps up, two steps to port or two steps to starboard and enjoy the raised L-shaped couch designed for viewing while underway. The rich wood, all leather upholstery creates a warm intimate room. SEA LEGEND is a dream to drive in fair weather or foul and the comfortable companion seating allows guest to enjoy the same spectacular views as the Captain. Flooring: Teak Planks Cabinetry and Finish: Gloss Cherry Detail Wood: Gloss Camphor Burl Counter Tops: Gloss Cherry and Camphor Burl Lighting Fixtures: Satin Nickel Captains chart area and Stidd helm chair **Bow:** The BOW with its large sunpad and bench seating is the perfect spot for lounging in the sun and when the afternoon sun is too strong just open the large umbrella for instant shade. **Lower Foyer:** The beautiful wood details continue below but with just the right amount of wall upholstery to complement the stunning Gloss Cherry. There are base boards on the lower deck and the crown molding also continues. Each of the staterooms are separated by a comfortable distance and this creates separate areas of entrance. In the foyer are two large linen clothes and full sized washer and dryer. Cabinetry and Finish: Gloss Cherry Console Top: Marble Emperadora Light

Master Stateroom: A full-beam master with high-gloss cherry woodwork trimmed in gloss camphor burl, lush fabrics, and a his and her ensuite bathroom with fluted sink bowls and Emperadora dark and light marble inlays in the walk-through shower with full sized tub. Cabinetry and Finish: Gloss Cherry with Gloss Camphor Burl Detail Wood: Wall upholstery of Baby Ostrich (faux leather) Counter Tops: Gloss Camphor Burl Lighting Fixtures: Chapman Brass Sconces Ceiling Treatment: Crown Molding continues on Soffit w/ (4) panels of mirror above Full sized jetted Tub King

Berth Built-in Desk Built-in Dresser (2) Hanging Closets **VIP:** The VIP is equally spacious with nearly the full beam of the yacht for both the stateroom and ensuite bathroom. The bath is very spacious with marble vanity, twin sinks, floors and shower details. Cabinetry and Finish: Gloss Cherry with Gloss Camphor Burl Detail Wood: Wall upholstery of Baby Ostrich (faux leather) Counter Tops: Gloss Camphor Burl Lighting Fixtures: Fine Arts and Cantaluppi Ceiling Treatment: Crown Molding **Starboard Guest:** The starboard stateroom has a single berth with a pullout that allows conversion to a full sized bed, a pullman and desk area on the opposite wall for onboard studies. The countertop was lowered and widened to accommodate two chairs, a computer station and appropriate lighting. The en suite head is very spacious and has marble vanity, floors and shower details. Cabinetry and Finish: Gloss Cherry with Gloss Camphor Burl Detail Wood: Wall upholstery of Baby Ostrich (faux leather) Counter Tops: Gloss Camphor Burl Lighting Fixtures: Fine Arts Ceiling Treatment: Crown Molding **Port Guest:** The port stateroom features twin berths on slides to allow conversion to a Queen Berth, a pullman and ensuite head. Cabinetry and Finish: Gloss Cherry with Gloss Camphor Burl Detail Wood: Wall upholstery of Baby Ostrich (faux leather) Counter Tops: Gloss Camphor Burl Lighting Fixtures: Fine Arts Ceiling Treatment: Crown Molding **Crew Lounge:** Located a few steps down from the galley, the crew quarters features a captain's cabin with Queen sized bed with its own ensuite head. Two additional crew berths and head are also found in this area. The engineer's cabin is aft near the engine room with its own ensuite head. All are finished to the same high standard as the rest of the boat with high-gloss cherry cabinetry trimmed in camphor burl and teak-and-holly flooring. Flooring: Teak and Holly Cabinetry: Gloss Cherry and Camphor Burl TV 20" Large storage areas behind settee and stairs Washer/Dryer Flooring: Teak and Holly Cabinetry: Gloss Cherry and Camphor Burl Queen Berth **Exercise Room:** Located aft, the exercise room has 20" TV, weights and treadmill. The teak-lined cockpit which is well-suited for fishing or diving with a fishwell and dive locker complete with scuba tank storage and dive compressor. In the starboard side of the cockpit a diesel fuel filling station allows crew to quickly refuel the 20ft Nautica diesel jet tender from the yacht's main tanks. The RIB is launched from the boat deck by a 4,000 pound Quicklift davit with 360-degree rotation. Live baitwell Teak Sole seven-step sea stair for easy exit and re-entry from the waves (9) Underwater lights Brownie dive compressor **Mechanical Equipment:** AC (4) 3 Ton Total 12 Ton Chilled Water System Cruise Air 24000 BTU Air Handler in Engine Room Security switch for AC power Compressed air hook up stern and bow (2) Northern Lights Generators (2) Water Drop Exhaust for Generators (1) Phasor 17KW, Night Generator (2) 40 gallon hot water heater unit Hot water circulating system Watertight bulkheads in engine room Storage Racks over Engines and Generators port and starboard Engine room Sea Fire FM200 Extinguisher System with automatic / manual release Smoke Detectors and Temperature Alarm System (10 stations) Naiad Model 420-2.50 Roll Stabilizer with 2 1.47M2 (15.85 FT2) Fins and stabilization at anchor Naiad 16HT 62HP Bow Thruster (2) Maxwell Captstans Model 4000 at aft deck Bow anchor pockets w/2 Maxwell 4500 Hydraulic windlass and anchor chain 400' One S/S anchor striking plate at bow Diesel fuel filling station at the starboard cockpit Alpha Laval MIB-303 AC Module with Oil

Centrifugal Separator Fuel Polishing System FRP Storage Locker forward port side with drainage system and ventilation fan Headhunter Waste Treatment System TW-200 Quicklift Davit 4000lb - 360 degree rotation (2) Sea Recovery 1800 gallon/day Watermaker 120V GFI Exterior outlet at stern and bow x 2 Tide seal dripless shaft logs and rudders Double Racor main engines Glendinning Cable Master x 2 Glendinning Controls at Pilothouse and Flybridge Helm Stations Sentry battery chargers 1/80Amp (24V) 1/30Amp (24V) 1/30Amp (12V) (3) 100Amp Sentry/Dolphin AC/DC light transformer Safety Handrails at sides of engines Reverso GP706-24 Oil Change pump for engine & genset Newmar 50Amp DC 24V to DC 12V converter (2) Oberdorfer Fuel Transfer Pump w/meter Jabsco, Engine Driven, Bilge pump w/ 4 pickups Kalenburg "Dual Trumpet" Air Horns Delta T Mist Eliminators with 4 fans Bronze impeller pumps on Caterpillar engines **Exterior Equipment:** Fiberglass Hardtop with Convertible Opening & Closing Sliding Mechanism with mast Single Masthead light on hard top; small display forward Flood lights on mast Hella flood lights on aft deck (2) 8 waterproof lights on Bow Deck Underwater lights x 9 Custom Oval Fiberglass Portholes (15) 24" x 12" Teak deck chairs x4 Aft deck teak table w/ Compass Rose Design Hi-Lo and sliding mechanism for aft deck table Wet bar at Aft Deck Aft deck bench seating Aft deck ceiling recessed TV Lift Teak table on flybridge x 2 Hi-Lo mechanism for port table base in flybridge Wet bar on flybridge deck SS sink for wet bar on flybridge S/S Foot rest for bar in flybridge Bar stools in flybridge x 4 Turbo C4BSS T P/N Stainless Grill on flybridge Air Automatic/Manual Sliding Door on Aft Deck Watertight door to engine room 2" S/S Oval Handrail with 1 1/4" Stanchions through the main deck Alabama Pool Hot Tub H27139.010 with over-flow channel & support frame on FB Boarding ladder storage port aft deck wing 2" Oval Grab Rail w/ 1 1/4" stanchions around bulwark of hot tub in F/B Storage compartment under floor in Flybridge with reinforcement Access hatch from aft deck to crew and SS ladder with teak ladder 2 Freeman Hatch 30" x 30" at cockpit Live bait well built in to cockpit with window Fishing Rod Holder x 8 on bulwark of cockpit area U-Shaped hand rails on swim platform x 5 Roller Hawsers on Aft Deck (2) V-Type Cleats at swim platform Flush mounted pop-up cleats on transom platform x 3 Stidd 500N Low Back "Slimline" Admiral, Tall Ped "Camel" powder coat Stidd 510-1057 Fit COM/Leather on Cushions & Wrap Backpan custom upholstery Brownie dive compressor with remote fill plug Winslow 6 Person Cruising and Fishing Life Raft installed (2) Life Jackets/Fenders/Fire Extinguishers/Dock Lines/Flares/Dual plug phone/TV cord Seven Step Sea Stair; 1"x2" side rails Step ladder **Interior Equipment:** Cherry wood interior Pullman berth in each guest cabin x 2 Spring mattresses in lower accommodation for capt, crew, vip, port and stbd guest Slider bed in port guest to convert twins to queen berth Pull-out Trundle bed in study Crown Molding in VIP, Study, Guest x 2, Master, Foyer, Galley, & Salon 1 1/4" fluting detail on cabinets throughout the vessel in all Staterooms, Galley, Salon, Study and Foyers Custom Cabinet edging on searail design S/S Searail for book cases in Crew, Port & Stbd Guest, Study, VIP and Master Stateroom SS Searail for open storage in Capt, crew, VIP Drawers in steps leading to flybridge from the pilothouse Brushed satin nickel cabinet pulls and ceiling lights in lieu of standard Solid teak planks 3" w fore in pilothouse and galley Safe in master cabin, VIP, Study and captains cabin Upholstered Sliding pocket door separating

galley from Vimar light switches w/ 10 dimmers American Whirlpool Martinique with ozone system in Master bath Custom recessed shampoo niche in master bath Lower foyer w/ console Lacquer shower walls x 5 Foam Headliner throughout the vessel Lacquer to match headliner for aft soffit in Salon Marble floor in master bath and in shower walls Granite shower seat in crew, captain, prt & stb. and guest Granite floor in prt. & stb. and vip guest Glass shower doors in guest and master total 5 Marble floor in hallway from equipment room Marble floor in stbd hallway from companionway Marble console top for port cabinet in equipment room Marble floor in foyer, dayhead Marble top for cabinet in dining area x 2 Marble top on forward console in Salon Game Table in Salon Head Hunter Heads **Appliances:** *Crew Lounge:* GE WSM2700HWW White Washer/Dryer U-Line 2155R Fridge Black w/Cherry Pane GE JE740BK Black Microwave LOWER FOYER: GE WSM2700HWW White Washer/Dryer *Galley:* SUB-ZERO 700TR S/S Fridge SUB-ZERO 700 TCI S/S Ref/Freezer GE Profile JP960SKSS S/S Cook top with GE JTP25SHSS S/S Oven GE Advantium SCA2001KSS Microwave Fisher & Paykel DD603HSS S/S Dishwasher GE Profile GCG1580LSS S/S Trash Compactor (2) SUB-ZERO 700BR S/S Fridge Drawers GE 3/4 GFC720 Disposal *Salon:* (2) SUB-ZERO 424/D Overlay Cherry Door Wine Coolers SUB-ZERO 315 Overlay Cherry Door Ice Maker *Aft Deck:* SUB-ZERO 700BR S/S Fridge Drawers *Flybridge:* SUB-ZERO UC-24R White Fridge U-Line S98/110V White Ice Maker Frigibar SW5 White Frigibar **Audio/Visual:** Sonance Symphony S622TL Thinline mounted in Master Sonance Son of Sub 10" SW mounted in Master Sharp LCD 20" LCD TV Slim-Black mounted in Study DirecTV DSS Receiver mounted in Study JVC Micro DVD/Stereo mounted in Study Sonance Symphony S622TL Thinline mounted in Study Niles Intellicontrol in Study Sharp LCD 20" LCD TV Slim-Black mounted in port twin Guest DirecTV DSS Receiver mounted in port twin Guest APC 500VA Smart Rack mountUPS mounted in port twin Guest Niles Intellicontrol in port twin Guest Sharp LCD 20" LCD TV Slim-Black mounted in stbd Guest DirecTV DSS Receiver mounted in stbd Guest JVC Micro DVD/Stereo mounted in stbd Guest Niles Intellicontrol in stbd Guest Sharp LCD 20" LCD TV Slim-Black mounted in fwd VIP DirecTV DSS Receiver mounted in fwd VIP APC 500VA Smart Rack mountUPS mounted in fwd VIP Niles Intellicontrol in fwd VIP Sharp LCD 20" LCD TV Slim-Black mounted in Gym DirecTV DSS Receiver mounted in Gym JVC Micro DVD/Stereo mounted in Gym Sonance Symphony S622TL Thinline mounted in Gym Samsung 19" LCD w/Tuner mounted in Capt APC 500VA Smart Rack mountUPS mounted in Capt Xantech 6 Way Distribution AMP mounted in Capt Audiovox Drop Down 10" LCD DVD TV mounted in Crew Audiovox TV Tuner - for flip down mounted in Crew DirecTV DSS Receiver mounted in Crew Clarion CMD4 AM/FM/CD/Sirius Radio mounted in Flybridge Helm MB Quart NKA 169 Speakers mounted in Flybridge Overhead x 3 MB Quart NWD 254 Sub-Woofer mounted in Flybridge Seating Newmar 32-12 Conv 50A Clarion CMRC1-SB Remote Control mounted at Hot Tub Motivated Design 20" LCD TV Foldup Mechanical Lift in Galley Concord Sole 20" HDTV in Galley **Upgrades:** (2) Northern Lights Generators 65KW - Installed November 2015 (2) Blue Water Legend Series - 65GPH - Installed October 2015 (1) CAT 3412E Main Engine - Rebuilt with New Long Block - May 2016 (1000 service hours) (2) New Exhaust Risers with new mixers - October 2015 (2) Stabilizers fin seals replaced - September 2016

Entire bottom Sand blasted and re-primed and antifoul - September 2016 (9) - New Underwater lights Installed Running Gear serviced - Cutless Bearings replaced, Shaft and Props balanced/ tested / laseraligned - October 2015 Windlass Motors replaced September 2016 Nav computer running Trident Nobeltec installed Nov. 2015 Guest Cabin - A/V Upgrade including 4K TV's/ Remotes - November 2015 Flybridge Bimini/ seat covers replaced - October 2017 (3) Deck Security Cameras Replaced - August 2017 17' AB Tender W/ 115 HP Yamaha w/ new Cover - July 2015 Main Salon couch - Replaced May 2017 Exterior Lights replaced LED - November 2015 Aigean Wifi Extender antenna installed - November 2016 Pepwave Cellulare Modem/ Web portal - Installed November 2016 (4) Delta Engine Room ventilation fans replaced to 110V - November 2016 Main Engine/ House Batteries Replaced - October 2016 Newmar Battery Chargers serviced - July 2017 Jacuzzi Heater and control Panel replaced - September 2017 **Exclusions:** Owner's personal effects, art work and statues are not included. A detailed list is available prior to any written offer. **Disclaimer:** The Company offers the details of this vessel in good faith but cannot guarantee or warrant the accuracy of this information nor warrant the condition of the vessel. A buyer should instruct his agents, or his surveyors, to investigate such details as the buyer desires validated. This vessel is offered subject to prior sale, price change, or withdrawal without notice.




Исключения

При продаже яхты исключаются личные вещи владельца.

Отказ от ответственности

Компания предоставляет описание судна или яхты добросовестно, но не может гарантировать точность этой информации, а также не ручается за техническое состояние. Покупатель должен проинструктировать своих агентов или оценщиков исследовать представленную информацию более подробно, по собственному желанию. Продажа судна или яхты, изменение цены или снятие с продажи будет происходить без предварительного уведомления.

ФОТОГРАФИИ











КОНТАКТЫ

Андрей Шестаков (Andrey Shestakov) – ведущий яхтенный брокер отдела продаж яхт и судов компании Shestakov Yacht Sales Inc. Официальный представитель Shestakov Yacht Sales Inc. для русскоговорящих клиентов в центральном офисе компании в Майами/Форт Лодердейл/Флорида/США.

Контактная информация

Email: **andrey@shestakovyachtsales.com**

Web: shestakovyachtsales.com

Телефоны

Краснодарский край: **+7(918)465-66-44**

США, Майами, Флорида: **+1(954)274-4435**

Время работы

Понедельник – Суббота: **9:00 - 21:00** EDT

Воскресенье: **Закрыто**

Адрес



Harbour Towne Marina, 850 NE 3rd St, STE 213, Dania, FL 33004