

PALAWAN — LITTLE HARBOR



Builder: LITTLE HARBOR

Year Built: 1991

Model: Cruising Sailboat

Price: PRICE ON APPLICATION

Location: United States

LOA: 75' 0" (22.86m)

Beam: 19' 8" (5.99m)

Min Draft: 6' 6" (1.98m)

Cruise Speed: 8 Kts. (9 MPH)

Max Speed: 10 Kts. (12 MPH)

Our experienced yacht broker, Andrey Shestakov, will help you choose and buy a yacht that best suits your needs **PALAWAN — LITTLE HARBOR** from our catalogue. Presently, at Shestakov Yacht Sales Inc., we have a wide variety of yachts available on our sale's list. We also work in close contact with all the big yacht manufacturers from all over the world.

If you would like to buy a yacht **PALAWAN — LITTLE HARBOR** or would like help answering any questions concerning purchasing, selling or chartering a yacht, please call **+1(954)274-4435**

TABLE OF CONTENTS

TABLE OF CONTENTS	2
SPECIFICATIONS	4
Overview	4
Basic Information	4
Dimensions	4
Speed, Capacities and Weight	5
Accommodations	5
Hull and Deck Information	5
Engine Information	5
DETAILED INFORMATION	6
INTRODUCTION	6
ACCOMMODATIONS AND LAYOUT (See Layout Drawing in Photos Section)	6
ELECTRONICS AND NAVIGATION EQUIPMENT	7
ELECTRICAL SYSTEM	8
MECHANICAL EQUIPMENT AND ENGINE DETAILS	8
SAILS AND RIGGING	9
DECK AND HULL	9
Cockpit	9
WINCHES	10
OTHER FEATURES	10
REMARKS	11
EXCLUSIONS	11
Exclusions	11
Disclaimer	11
PHOTOS	12
At Dock	12
Pilothouse	12
Pilothouse, Stbd. Side	12

Pilothouse Nav Station	12
Port Main Salon	12
Stbd. Main Salon	12
Port Main Salon, Looking Aft	13
Owner's Cabin	13
Owner's Cabin with Handrail	13
Owner's Head with Tub	13
Stbd. Guest Stateroom	13
Port Guest Stateroom	13
Galley	14
Crew Dining	14
Looking Fwd.	14
Port Side Deck	14
Cockpit	14
Stbd. Side Deck	14
Rig	15
Cockpit, Side View	15
Full Rig	15
Stern Qtr.	15
Profile Drawing	15
Deck with Pilothouse Layout	15
Interior Layout	16
CONTACTS	17
Contact details	17
Telephones	17
Office hours	17
Address	17

SPECIFICATIONS

Overview

Throughout PALAWAN, the interior joinery is all of fine-grain teak done to the level of fit and finish for which Little Harbor Custom Yachts is renowned. The cabin and locker doors are raised floating panel, the drawers are dovetailed raised panel, the floors are solid teak and holly and the hatch screens are recessed. The hanging lockers are cedar lined, and hardware and light fixtures are gold plated. She is simply one of the most exquisitely finished, detailed and well thought out yachts that one is apt to find. PALAWAN's shoal draft of only 6' – 6" offers gunk-holing capabilities in a serious offshore world cruiser designed for comfortable passagemaking. With a centerboard and trim board, delta form hull, a large rudder and Max-Prop protected by a skeg and a powerful bow thruster, PALAWAN can be maneuvered easily in tight quarters and in all conditions. The yacht is fully air conditioned with seven independent zones and heated by separate Espar heating system for northern climates. Natural light and ventilation is provided by numerous hatches, portholes, windows and dorade vents.

Basic Information

Category: Cruising Sailboat

Sub Category: Cruising/Racing Sailboat

Model Year: 1991

Year Built: 1991

Country: United States

Coast Guard #: 730382

Vessel Top: Enclosed Pilothouse

Dimensions

LOA: 75' 0" (22.86m)

LWL: 56' 3" (17.15m)

LOD: 75' 0" (22.86m)

Beam: 19' 8" (5.99m)

Min Draft: 6' 6" (1.98m)

Speed, Capacities and Weight

Cruise Speed: 8 Kts. (9 MPH)

Cruise Speed Range: 2000

Max Speed: 10 Kts. (12 MPH)

Displacement: 147000 Pounds

Gross Tonnage: 75 Pounds

Water Capacity: 780 Gallons

Holding Tank: 80 Gallons

Fuel Capacity: 965 Gallons

Accommodations

Total Cabins: 3

Total Berths: 6

Sleeps: 8

Total Heads: 5

Captain Cabin: True

Crew Berths: 2

Hull and Deck Information

Hull Material: Fiberglass

Hull Configuration: Centerboard

Hull Color: Flag Blue

Hull Designer: Ted Hood

Exterior Designer: Ted Hood

Interior Designer: Ted Hood

Engine Information

Engines: 1

Manufacturer: Cummins

Model: 6 CTA

Engine Type: Inboard

Fuel Type: Diesel

DETAILED INFORMATION

INTRODUCTION

Throughout PALAWAN, the interior joinery is all of fine-grain teak done to the level of fit and finish for which Little Harbor Custom Yachts is renowned. The cabin and locker doors are raised floating panel, the drawers are dovetailed raised panel, the floors are solid teak and holly and the hatch screens are recessed. The hanging lockers are cedar lined, and hardware and light fixtures are gold plated. She is simply one of the most exquisitely finished, detailed and well thought out yachts that one is apt to find. PALAWAN's shoal draft of only 6' – 6" offers gunk-holing capabilities in a serious offshore world cruiser designed for comfortable passagemaking. With a centerboard and trim board, delta form hull, a large rudder and Max-Prop protected by a skeg and a powerful bow thruster, PALAWAN can be maneuvered easily in tight quarters and in all conditions. The yacht is fully air conditioned with seven independent zones and heated by separate Espar heating system for northern climates. Natural light and ventilation is provided by numerous hatches, portholes, windows and dorade vents.

ACCOMMODATIONS AND LAYOUT (See Layout Drawing in Photos Section)

Pilothouse

PALAWAN features an unusually effective deck and interior layout providing for a comfortable, livable cockpit with centerline drop leaf table and electric controls for virtually all functions at the helm station. Further, her helm station provides exceptional visibility both fore and aft. Forward, the cockpit leads to a "live-in" pilothouse with a fully-equipped navigation area. The pilothouse has a spacious sitting area that comfortably accommodates seven with a settee and table on each side and a swivel helm chair. The pilothouse is handsome with large windows, opening front windshield, three rear opening ports and three deck hatches to provide excellent light, ventilation and 360° visibility. This makes the pilothouse a perfect shelter in inclement weather for breakfast, casual conversation, lunch, cocktails, or dinner. The off watch can even sleep on either side of the pilothouse while on passage.

Owner's Stateroom

The owner's stateroom is aft, uniquely accessible both from the pilothouse and the owner's private aft cockpit companionway. This stateroom has two large berths, a flat screen TV, two large hanging lockers, settee, and desk. There is superb storage space plus hull ports for excellent light and visibility. Moving aft on either side of the aft companionway are two en-suite heads; one with a shower and the other with a tub and shower.

Guest Staterooms

PALAWAN offers sleeping accommodations for four in the owner's party in two double staterooms. Facing aft in the main salon are the doors leading to the two guest staterooms, each with twin berths, drawers and hanging lockers along with full head facilities including separate shower.

Main Salon

Forward of the pilothouse one goes down several steps into the main salon. To port, the lovely dining area with an L-shaped settee and centerline settee seats six comfortably and has a gimbaled drop leaf table. Opposite to starboard is a sitting area with an additional L-shaped settee, swivel chair and coffee table – an ideal spot for cocktails before dinner. Hanging and floor-based cabinetry on centerline offer open visibility to either side. In the salon area there is a complete entertainment system and a flat screen TV, with an icemaker starboard side aft.

Galley and Crew Dinette

Forward of the main salon to port is the beautifully detailed and fully-equipped galley with the following features:

- Corian counters
- Double stainless steel sinks with retractable faucet
- Dickinson 3-burner propane stove and oven (new, 2014)
- Toaster oven
- Coffee maker

The crew dinette is to starboard and features entertainment center with flat screen TV, an extra freezer and additional storage space.

Crew Cabin

Forward of the galley is a private crew cabin with twin berths, numerous storage lockers, tool chest and head/shower forward. Further forward is a forepeak storage area.

ELECTRONICS AND NAVIGATION EQUIPMENT

- (2) Robertson AP 20 autopilots
- (2) Furuno TZT14 radars/chart plotters (new, 2018)
- Sitex MDA1 Class B AIS
- B&G H 5000 sailing instruments with (9) GFD displays and (4) analog displays (all new, 2018)
- (2) Depth finders: B&G and Furuno
- Furuno GP 33 GPS (2018)
- Furuno Navtex NX - 300
- Sea 330 SSB radio
- (2) Desktop computers (new, 2018)

- XM weather system
- ICOM M506 VHF with loud hailer and foghorn (2020) with command mic at helm
- ICOM M502 VHF in galley
- (2) ICOM handheld VHF's
- Ritchie steering compass
- Sailor 6140 Mini C System
- Iridium – GO sat phone
- Direct TV

ELECTRICAL SYSTEM

- 12 and 24 Volt DC systems
- 110/220 AC system
- 20 kW Northern Lights generator (2013) (1,048 hours as of Spring, 2020)
- (2) Mastervolt 24 volt battery chargers
- (1) 12 volt battery charger
- (2) 24 volt/150 amp house alternators with external regulators
- (1) 12 volt engine battery alternator
- Heart 2800 Watt inverter
- (2) Ward 240 Volt isolation transformers
- (1) Ward 120 Volt isolation transformer
- LED cabin lights in most areas

MECHANICAL EQUIPMENT AND ENGINE DETAILS

- Cummins (2003) Model 6CTA fresh water cooled 350 HP (7,715 hours as of Spring, 2020)
- Twin Disc Transmission with 3:1 reduction turns a 2.5" shaft with a 32" 3-Blade Max Prop (factory reconditioned, 2016)
- All engine hoses replaced 2016, with new heat exchanger, 2015
- Kobelt single-lever controls
- Wagner manual hydraulic steering
- Hydraulic bow thruster
- Grunert holding plate refrigerator/freezer system with two compressors (220 volt new, 2013 and 110 volt new, 2014)
- Frigoboat 24 Volt cockpit refrigerator (2016)
- U-Line 120 Volt ice maker (new, 2018)
- (7) Marine Air reverse-cycle air conditioning units (Salon new, 2018, Galley new, 2016)
- Bronze seacocks on all thru-hulls with (1) sea chest
- Espar diesel heating system
- Engine and genset oil transfer system
- Sea Recovery water maker – 1,200 gallons per day
- (2) Allcraft 25 gallon hot water tanks heated by the engine or 110 volt source

- (3) Headhunter marine toilets
- (2) Groco marine toilets and hosing (all new, 2016)
- Buell air compressor horn system

SAILS AND RIGGING

Rigging

- Triple spreader Hood UK Stoway aluminum mast (2001) with hydraulic furler (painted, 2013)
- Reckmann hydraulic genoa furler (new, 2015)
- Rod rigging (all new, 2015)
- Navtec hydraulic boom vang and split backstays
- Removable inner forestay with running backstays
- Carbon fiber spinnaker pole

Sails

- Doyle D4 Vectran furling mainsail (2010)
- Doyle 115% Dacron working genoa (2013)
- Doyle Dacron forestaysail (2002)
- Doyle storm trysail (2002)
- Doyle nylon asymmetrical spinnaker with sock (2005)

DECK AND HULL

Hand laid fiberglass hull with Airex foam, core and three-piece molded fiberglass deck, laminated with Vinylester resin and Bi-axial E-glass. Divinycell H200/H60 core. Epoxy coating applied below the waterline for blister prevention (new 2012).

Tankage and centerboard trunks are molded into the hull. Internal cast lead ballast. Cored fiberglass centerboards and rudder. PALAWAN draws 6'-6" with centerboard up, and 15' with board down. Traditional planking and nibbing with 3/4" quarter sawn Thai and Burma teak on all weather decks and cockpit soles. Varnished teak exterior trim and stainless steel portlights, hatches, cowls, and hardware. In 2013, the topsides were re-faired and finished in Flag Blue Awlgrip paint with double white boot stripe and black bottom. The pilothouse and deck area are Awlgrippped in a Pearl Grey (also 2013) to compliment the hull color. There is a painted fiberglass rubrail with stainless steel striker.

Cockpit

The main cockpit features a full steering station and comfortable seating for six with high backrests and a long fixed drop-leaf teak table for outside dining and entertainment. Visibility forward is excellent with a built-in helm seat on centerline. A very unique and useful design feature are the deck-level walk-throughs to the side decks forward of the cockpit for easy access directly below or outside without interfering with guests seated in the cockpit – a detail rarely found on any yacht under 100'. A long serving/bar counter with built-in refrigeration is forward to further enhance entertainment. Another great feature is the ease of all sail handling with all controls at or near the helm station. The entire area is protected by a built-in stainless steel framed bimini with dodger forward (all new canvas 2020).

A second private owner's cockpit is aft with comfortable seating and access directly below to owner's cabin. The area is protected by a full dodger (new 2020).

WINCHES

- (2) Lewmar #700ST electric primary winches
- (4) Lewmar #650ST electric mainsheet, outhaul and utility winches
- (2) Lewmar #550ST secondary winches
- (1) Lewmar #550ST electric halyard/utility winch at mast base
- (4) Lewmar #54ST halyard winches on mast

OTHER FEATURES

- Maxwell anchor windlass
- Twin bow roller with a through-hull roller
- 105 lb. CQR anchor with 300' of chain
- 120 lb. Bruce anchor with 300' rode (chain and multiplait on roller)
- Fortress 155 anchor with 300' rode (multiplait on spool in forepeak)
- (14) Stainless deck hatches
- (14) Stainless opening portholes
- (14) Fixed hull windows
- (16) Stainless cowl vents
- Novurania 400 DL rib inflatable (2010) with Yamaha 4-Stroke, 50 hp outboard (2010 – rebuilt, 2017) equipped with VHF, Garmin chart plotter, depth sounder, and compass
- Custom davits
- Carbon fiber passerelle
- Stainless side boarding ladder
- Side boarding step
- Teak bow seat on pulpit
- Flag locker with courtesy flags of many nations
- Fenders and dock lines

Safety:

- (2) DBC Marine Safety Systems 6-person life rafts stowed in recessed wells in the foredeck, both with offshore packs and water makers (both new, 2014) (Inspected, 2018)
- (2) Horse shoe life rings
- MOM
- (2) EPIRBs
- Lifesling
- (10) PFDs

REMARKS

PALAWAN, long considered the Queen of Ted Hood's Little Harbor fleet, was originally built for the Chairman of IBM and has had only three owners in her illustrious career. With six Trans-Atlantic crossings to her credit, this approximately 75-ton sloop is famous for her sea keeping abilities, shoal draft, and functional pilothouse. She is also equally at home on occasional races and has done well in both the Newport to Bermuda Race (1st in Division) and victory in Bucket Regattas. With a larger-than-normal owner's cabin, two en-suite guest cabins and crew quarters forward, she also provides a very livable pilothouse, cockpit, and generous full-beam main saloon. All this in a 75' sailing yacht that can be easily sailed by two!

EXCLUSIONS

- Some artwork: Main salon oil painting and ILYC painting, (2) paintings in stbd. guest cabin
- All personal items
- Master cabin rug
- Narwhal grab rails
- Ivory collection
- Monogrammed dinnerware

Exclusions

Owner's personal belongings.

Disclaimer

The Company offers the details of this vessel or yacht in good faith but cannot guarantee or warrant the accuracy of this information nor warrant the condition of the vessel. A buyer should instruct his representatives, agents, or his surveyors, to investigate such details as the buyer desires validated. This vessel or yacht is offered subject to prior sale, price change, or withdrawal without notice.

PHOTOS

At Dock



Pilothouse



Pilothouse, Stbd. Side



Pilothouse Nav Station



Port Main Salon



Stbd. Main Salon



Port Main Salon, Looking Aft



Owner's Cabin



Owner's Cabin with Handrail



Owner's Head with Tub



Port Guest Stateroom



Stbd. Guest Stateroom




Galley



Crew Dining



Looking Fwd.



Port Side Deck



Cockpit



Stbd. Side Deck



Cockpit, Side View



Rig




Full Rig



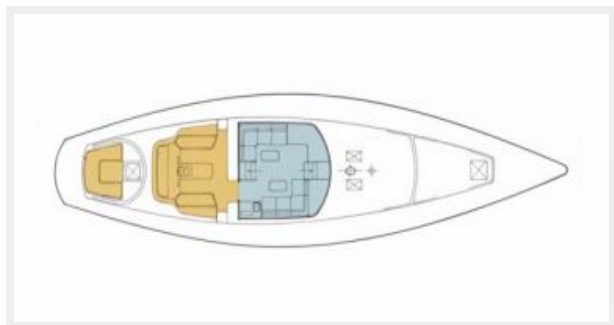
Stern Qtr.



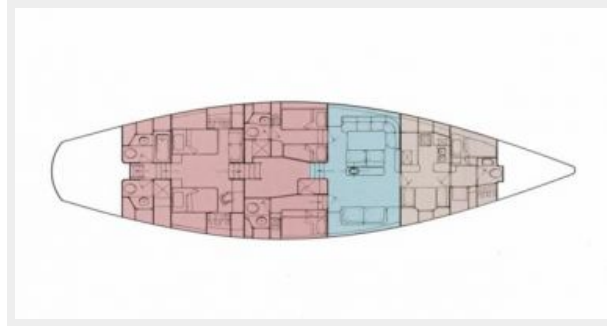
Profile Drawing



Deck with Pilothouse Layout



Interior Layout



CONTACTS

Andrey Shestakov, leading yacht broker of the sales department of Shestakov Yacht Sales Inc. Shestakov Yacht Sales Inc., the official representative of the Miami/Fort Lauderdale FL headquarters.

Contact details

Email: andrey@shestakovyachtsales.com

Web: shestakovyachtsales.com/en/

Telephones

USA: +1(954)274-4435

Office hours

Monday – Saturday: **9:00 - 21:00** EDT

Sunday: **closed**

Address



Harbour Towne Marina, 850 NE 3rd St,
STE 213, Dania, FL 33004