

NAUTI ANGEL — SUNSEEKER



Builder: SUNSEEKER

Year Built: 2016

Model: Motor Yacht

Price: PRICE ON APPLICATION

Location: United States

LOA: 59' 10" (18.24m)

Beam: 15' 2" (4.62m)

Max Draft: 4' 3" (1.30m)

Cruise Speed: 23 Kts. (26 MPH)

Max Speed: 32 Kts. (37 MPH)

Our experienced yacht broker, Andrey Shestakov, will help you choose and buy a yacht that best suits your needs **Nauti Angel — SUNSEEKER** from **our catalogue**. Presently, at **Shestakov Yacht Sales Inc.**, we have a wide variety of yachts available on **our sale's list**. We also work in close contact with all the big **yacht manufacturers** from all over the world.

If you would like to buy a yacht **Nauti Angel — SUNSEEKER** or would like help answering any questions concerning purchasing, selling or chartering a yacht, please call **+1(954)274-4435**

TABLE OF CONTENTS

TABLE OF CONTENTS	2
SPECIFICATIONS	3
Overview	3
Basic Information	8
Dimensions	8
Speed, Capacities and Weight	9
Accommodations	9
Hull and Deck Information	9
Engine Information	9
PHOTOS	10
CONTACTS	18
Contact details	18
Telephones	18
Office hours	18
Address	18

SPECIFICATIONS

Overview

Additional Specs, Equipment and Information: Boat Name NEW TO MARKET Specs Hull Shape: Deep Vee Dimensions LOA: 59 ft 10 in Beam: 15 ft 2 in Maximum Draft: 4 ft 3 in Dry Weight: 61509 lbs Engines Engine 1: Engine Brand: Volvo Year Built: 2016 Engine Model: IPS 950 Engine Type: Inboard Engine/Fuel Type: Diesel Location: Starboard Engine Hours: 500 Drive Type: Pod Drive Engine Power: 735 HP Engine 2: Engine Brand: Volvo Year Built: 2016 Engine Model: IPS 950 Engine Type: Inboard Engine/Fuel Type: Diesel Location: Port Engine Hours: 500 Drive Type: Pod Drive Engine Power: 735 HP Tanks Fresh Water Tanks: (158 Gallons) Fuel Tanks: (581 Gallons) Accommodations Number of cabins: 3 Number of heads: 2 Electronics Radar GPS Plotter CD player DVD player Compass VHF Cockpit speakers TV set Autopilot Depthsounder Radio Navigation center Inside Equipment Marine head Bow thruster Air conditioning Heating Hot water Washing machine Electrical Equipment Shore power inlet Generator Outside Equipment/Extras Cockpit table Cockpit shower Cockpit cushions Teak cockpit Swimming ladder

Manufacturer Provided Description

Sporty and sleek, it's stunningly crafted to perfectly balance style with practicality. An electric lowering door between the saloon area and the cockpit, allows the craft to adapt for different climates and create a seamless entertaining space with uninterrupted views.

The uniquely open plan and flexible design of the Predator 57 continues with a fully opening hardtop roof, also a moulded aft cockpit with a large L-shaped seating arrangement and wet bar.

Fine and thoughtful design naturally continues to the exterior, with sleek yet oversized mullion-free hull windows to provide light-filled interiors.

And of course performance matches the Predator 57 style. With speeds of up to 40 knots, it cuts a sharp, impressive figure on the open water. Truly a yacht designed for perfect cruising.

Construction

- Hand-laid GRP
- Gel coat including stripes
- Vinylester skin coat with powderbound mat
- Stitched multi-axial reinforced single-skin bottom
- Balsa-cored hull topsides
- PVC foam-cored deck and superstructure

- Hull stiffened with longitudinal stringers supported by transverse bulkheads and floors

Deck

- Fittings all in stainless steel
- 8 x deck cleats in stainless steel
- Delta anchor and 60m chain (galvanised)
- Electric winch and capstan 24v with deck and helm controls 24v
- Stemhead roller and anchor stop
- Self-draining chain locker-fender stowage
- Pulpit and cockpit rails in stainless steel
- Stainless steel fendering with rubber insert
- IMCO navigation lights
- 2 x pantograph wipers 24v, windscreen washers
- Ensign staff and socket
- 6 x fenders and 4 warps
- Remote spotlight 24v
- Curved safety glass windscreen

Aft Cockpit

- Self-draining
- Large sunbed
- Garage to house owners tender
- Wetbar with refrigerator. Sink with hot and cold water
- Upholstered seating with stowage underneath
- Teak cockpit table on stainless steel leg
- Stern safety gate
- Engine room access hatch
- Overhead lighting 24v
- Low-level lighting 24v
- Teak-laid cockpit and steps
- Cockpit speakers
- Boat hook
- Hand-held fire extinguisher

Helm

- Upholstered helm seats
- Console with piano black type fascia
- Hydraulic steering
- Sports steering wheel
- Radar/Plotter

- Autopilot
- VHF radio
- Analogue engine instrumentation
- Electric speedlog
- Depth sounder
- Rudder indicator
- Compass
- Horn
- Windscreen wipers and washers
- Trim tab controls
- 12v socket
- Glass holders
- Hand-held fire extinguisher
- Double AC socket

Accommodations

Deck saloon

- Seating group with storage below
- Dining table
- Radio/CD/DVD/with Bluetooth
- Overhead lighting 24v
- Double AC socket x 2
- Stainless steel sliding cockpit door to aft cockpit
- Teak-laid cockpit
- Forward-facing co-pilot bench seat
- Scatter cushions

Master Aft Cabin

- Double berth with storage and drawer beneath
- Outboard cabinets
- Bedside cupboards
- Bedside wall lamps
- Settee
- Hanging wardrobe with mirrored door
- Overhead lighting 24v
- Panoramic windows with opening portholes
- Double AC socket x 2
- 32" Television
- Fitted carpet

Master En Suite Shower Room and Toilet

- Electric toilet
- Avonite counter top
- Shower taps and accessories
- Washbasin
- Hot and cold water
- Separate shower compartment
- Extractor fan
- Razor socket 240/110v
- Mirrored cupboard
- Towel rail
- Bath and hand towels
- Overhead lighting 24v
- Opening porthole with Venetian blind
- Door to stateroom

Starboard Guest Cabin

- Two single Pullman style berths
- Reading lights 24v
- Under-berth stowage
- Hanging wardrobe with mirrored door
- Overhead lighting 24v
- Opening porthole with mosquito screen and curtain
- Double AC socket
- 22" television
- Fitted carpet

Forward VIP Guest Cabin

- Double berth with storage and drawers beneath
- Two reading lights 24v
- Outboard Lockers
- Hanging wardrobe with mirrored door
- Overhead lighting 24v
- Opening portholes and curtains
- Deck hatch
- Double AC socket
- 22" Television
- Fitted carpet

Forward VIP Shower and Toilet/Day Head

- Electric toilet
- Avonite counter top
- Shower taps and accessories

- Washbasin
- Hot and cold water
- Separate shower compartment
- Extractor fan
- Razor socket 240/110v
- Mirrored cupboard
- Towel rail
- Bath and hand towels
- Overhead lighting 24v
- Opening porthole with Venetian blind

Galley

- Sink and drainer
- Hot and cold water supply
- Electric refrigerator/freezer
- Ceramic 4-ring touch control hob
- Hob extractor fan
- Microwave oven
- Rubbish bin
- 6 place crockery set
- 6 place cutlery set
- Cupboard and drawer storage
- Double AC socket x 2
- Overhead lighting 24v
- Opening porthole with mosquito screen
- Hand-held fire extinguisher
- First aid kit

Engines

- Soundproofing throughout
- Aluminium fuel tanks with electric sender units
- Fuel filters/water separators to engines
- Fuel filters/water separators to generators
- Automatic bilge and flood pumps with high-level alarms
- Generator exhaust silencers and water separators
- Engine exhaust dry risers and water injection
- Strainers to all raw water inlets
- Power steering – hydraulic control steering
- Garage door, lifting platform and trim tabs hydraulic control unit
- Air intakes fitted with emergency shutdown flaps (automatically operated)
- Air distribution fans (DC)
- Air extraction fans (DC) fitted with butterfly shutdown dampers

- Exhaust gas temperature sensor
- Engine room fire extinguishing system (FM200)

Electrical

- Generator with underwater silent exhaust
- AC dockside connection
- Main DC and AC electrical circuits protected by re-settable circuit breakers
- Systems monitoring panel
- Galvanic isolator
- 6 x batteries for engine starting 24v circuit
- 4 x batteries for domestic power 24v circuit
- 2 x batteries for generator starting 12v circuit
- Battery coupling system
- Battery switches controlled from locker in cockpit
- Alternator split-charging system
- Battery charger for 24v circuits
- Battery charger for 12v circuits
- Water heater
- Electrical AC sockets throughout the boat
- Electric bow thruster

Basic Information

Category: Motor Yacht

Sub Category: Express

Model Year: 2016

Year Built: 2016

Country: United States

Dimensions

LOA: 59' 10" (18.24m)

Beam: 15' 2" (4.62m)

Max Draft: 4' 3" (1.30m)

Speed, Capacities and Weight

Cruise Speed: 23 Kts. (26 MPH)

Max Speed: 32 Kts. (37 MPH)

Displacement: 61509 Pounds

Water Capacity: 158 Gallons

Fuel Capacity: 581 Gallons

Accommodations

Total Cabins: 3

Total Heads: 2

Hull and Deck Information

Hull Material: Fiberglass

Engine Information

Engines: 2


Manufacturer: Volvo

Model: IPS 950




Engine Type: Inboard

Fuel Type: Diesel

PHOTOS




















CONTACTS

Andrey Shestakov, leading yacht broker of the sales department of Shestakov Yacht Sales Inc. Shestakov Yacht Sales Inc., the official representative of the Miami/Fort Lauderdale FL headquarters.

Contact details

Email: **andrey@shestakovyachtsales.com**

Web: shestakovyachtsales.com/en/

Telephones

USA: **+1(954)274-4435**

Office hours

Monday – Saturday: **9:00 - 21:00** EDT

Sunday: **closed**

Address



Harbour Towne Marina, 850 NE 3rd St, STE 213, Dania, FL 33004