

SIRIUS — CUSTOM BUILT



Builder: CUSTOM BUILT

Year Built: 2010

Model: expedition yacht

Price: PRICE ON APPLICATION

Location: Netherlands

LOA: 84' 8" (25.8mm)

Beam: 19.68

Min Draft: 5' (1.5mm)

Max Draft: 5' 3" (1.6mm)

Cruise Speed: 9 Knots Kts. (10 MPH)

Max Speed: 11 Knots Kts. (13 MPH)

Our experienced yacht broker, Andrey Shestakov, will help you choose and buy a yacht that best suits your needs **Sirius — CUSTOM BUILT** from our catalogue. Presently, at Shestakov Yacht Sales Inc., we have a wide variety of yachts available on our sale's list. We also work in close contact with all the big yacht manufacturers from all over the world.

If you would like to buy a yacht **Sirius — CUSTOM BUILT** or would like help answering any questions concerning purchasing, selling or chartering a yacht, please call **+1(954)274-4435**

TABLE OF CONTENTS

TABLE OF CONTENTS	2
SPECIFICATIONS	3
Overview	3
Basic Information	14
Dimensions	14
Speed, Capacities and Weight	14
Accommodations	14
Hull and Deck Information	14
Engine Information	15
PHOTOS	16
CONTACTS	23
Contact details	23
Telephones	23
Office hours	23
Address	23

SPECIFICATIONS

Overview

The Sirius 85 explorer class combines traditional Dutch trawler design & engineering, double welded construction by certified welders and fitting of professional marine components & appliances. The Sirius 85 Explorer guarantees a sturdy seaworthy vessel capable to cruise all oceans in comfort and safety at an affordable purchase price and easy sailing with owner and wife. Lloyd's Register EMEA classifies the steel hull and aluminium superstructure and the optimized hull shape ensures an economical cruising speed of 9 knots with a range of 5,000 nautical mile.

SIRIUS EXPLORER 85

General:

Type motor yacht

LOA (m) 25,80

LWL (m) 24,00

Beam (m) 6,00

Draft (m) 1,60

Draft min (m) 1,50

Air draft (m) 12,75

Air draft min (m) 6,55

Headroom (m) 2,20

Year built 2010

Launched 2011

Builder sinnautic BV

Country The Netherlands

Designer Gaastmeer design b.v.

Displacement (t) 110

Ballast (tonnes) ballast/trim tank 2.700 l in fore peak compartment

Net tonnage 60 tons

Hull materiaal steel

Hull color grey

Hull thickness (mm) 7, 8 & 10

Hull shape multi hard chine

Keel type box keel

Bilge keels static stabilizers for comfort and beaching

Superstructure material aluminum

Superstructure thickness (mm) 4, 5 & 6

Deck plate thickness (mm) 5 & 6

Rubbing strake stainless steel

Deck material steel

Deck finish grey non-skid paint

Superstructure deck finish grey non-skid paint

Cockpit deck finish grey non-skid paint

Window frame aluminum

Window material tinted 6 + 10mm double glazing

Deck hatch Freeman

Brass portholes stainless 12 mm & steel storm blinds

Insulation Hull & main deck BASF Elastopor foam,

Insulation Superstructure Rockwool

Mast can be lowered hydraulic

Fuel tank (liter) 13800 l. in 6 steel tanks

Level indicator (fuel tank) yes

Steel Fuel day tank (liter) 1850 liter

included in the total

Level indicator (day tank)

Freshwater tank (liter) 4.400 l. steel

Level indicator (freshwater)

Steel Black water tank (liter) 1.600 l. steel

Level indicator (black water)

Black water tank extraction deck extraction + pump

Grey water tank is the same as black water tank

Hydraulic wheel steering Trydo twin cylinder with fishtail design rudder

Inside helm position

More info on hull:

6 watertight compartments & 4 watertight central closing doors

2 x outside bridge wing steering and engine control positions for easy maneuvering & lookout

Draft 1,55 @ 1/3 fuel and 100% water, fully loaded 1,60

Built according Lloyds register including HC certificate & design

Accommodation:

Cabins 4

Berths 8

Crew cabin optional 1

Crew berths optional 4

Interior ceilings Birch wood & cherry

Layout explorer

Floor ash parquet

Aft deck

Pilot house

Deck saloon on the aft deck

Headroom saloon (m) 2,20

Webasto electric sliding roof in pilothouse

Heating Kabola B25 Tap 29 kW. central heating system

Reverse cycle Air-conditioning Mave 60.000 BTU

Navigation center in the pilot house

Chart table

Dining room in the salon

Sliding door to cockpit Freeman (Dutch door) from saloon to aft deck

Opening door to cockpit Freeman (Dutch doors) to side wings on each side of pilothouse

Opening door to aft deck Freeman (Dutch door) entrance to starboard side deck & salon aft

Galley U shaped

Countertop wood

Sink double stainless steel

Cooker 4 burner gas stove

Oven

Gas alarm BEP gas detection /alarm system

Microwave stainless

Fridge in galley 120 liter incl. 10 l. freezer compartment

Freezer fridge & freezer in technical room (60 l. each)

Wine cooler 40 l.

Hot water system on Central heating & Isotherm 1500W, 75 L. double coil boiler & 220V AC

Water pressure system 220VAC 50 l.

Dishwasher for 8

Crockery for 8

Owners cabin with double bed

Bed length (m) 2.10 x 1.60

Wardrobe hanging/drawers/shelves

Bath room en suite

Toilet & bidet en suite

Toilet system electric

Wash basin double in the bathroom

Shower en suite

A/C + heating in the cabin & forced ventilation in bathroom

Vip Cabin with double bed

Bed length (m) 2.00 x 1.40

Wardrobe hanging/drawers/shelves

Bathroom shared

Toilet shared

Toilet system electric

Wash basin in the bathroom

Shower shared

A/C & heating in cabin & forced ventilation in the bathroom

Guest cabin 1 with bunk bed

Bed length (m) 2.00 x 0,90 (2 x)

Wardrobe hanging and drawers

Bathroom shared

Toilet shared

Toilet system electric

Wash basin in the bathroom

Shower shared

A/C & heating in cabin

Guest cabin 2 currently used as storage cabin

Crew cabin(s) currently in use as storage

Large ships hold 3 x 5,5 x 2,2 just aft of the crew cabin

Washing machine/dryer kombi in the technical room

Ironing facilities

deck access for ships hold designed for toys/scuba

Rigging:

Rigging Steel forward mast + spreader doubles as hydraulic crane

Material mast aft mast aluminum

Mast lowering system both masts

Machinery:

No of engines 1

Make Iveco Aifo & 2 x PTO

Type 8210 SRM 36

HP 360,00/kW 264,60

Fuel diesel

Year installed 2009

Maximum speed (kn) 11 knots @ 1800 rpm

Cruising speed (kn) 9 knots @ 1400 rpm

Consumption (l/hr) 29 l/h @ 9 kn

Range (nm) 5000 @ 8 kn

Engine hours 1650

Engine cooling system Dry exhaust and COWL muffler with 2 3" SS AISI 316 strainers
freshwater heat exchanger

Drive shaft

Shaft seal Maxprom GS + emergency seal installed

Engine controls Straathof / ZF Microcommander

electrical

Gearbox Twin Disk model MG 5075 SC with 2 PTO for Hydraulic power

Secondary kW 73KW/100 hp engine Iveco FPT NEF N45 100 for

hydraulic power driving emergency drive/home runner system side power SPH 550

but also drives secondary genset. with

Engine controls Straathof / ZF Micro commander

Hydraulic Bow thruster side power SPH 550 on auxiliary

Hydraulic Stern thruster side power SPH 550 on auxiliary

Gearbox

Exhaust water-cooled

Thrust bearing Centa AGM 400

Propeller type Exalto HS aquaprop with 4 fixed Propeller blades

Propeller shaft material Exalto C45/ 90 mm. stainless steel 120 mm long

Shaft lubrication water

Electric bilge pump 2 x 400 VAC Varisco J2-180TWG s2 speed/ waist/bilge/fire pumps

Bilge alarm

Electrical installation 12 & 24 V DC 240 & 400 V AC with 140 Ah 24 V alternator on main

Generator Northern Lights 16 Kva 3 phase @1500 rpm 400 V. 50 Hz.

silent separator

Running hours generator 910

Secondary Generator 2 8,5 Kva 3 phase @ 3000 rpm 400 V 50 Hz on auxiliary engine

silent separator

Running hours generator 2 324

Batteries Hawker traction batteries 1200 Amp 24 Volt

Start battery 3 x 12 V 160 AH for main and auxiliary engine

Service battery backup Whisper power 1600 Amp 24 V (2016)

Generator battery 24V 160 Ah main, 24V 120 Ah auxillary, 12V 70Ah generator

Battery monitor Victron bat. mon. BMV602 & WP pro battery monitor

Battery charger 2 x Victron skylia 24 V 100 Ah, 1 x whisperpower power cube 150

Inverter 2 x Victron Phoenix 3000, 1 x Mastervolt powecube 24V 7000

Diode battery combiners

Shore power with cable, Insulation transformer 220 V AC (3000W & 400VAC (16 Kva)

Water maker blue water explorer 140 l/h.

Stabilizers MATS hydraulic actuated fins on engine PTO and zero speed mode

Manifolds and Valves from Econosto global valve type

2 x alarm panel (24 functions) in wheel house & technical cabin

1 x 400 VAC secondary bilge/waste/ pump Varisco EP J40TWG

Navigation:

Compass C Plath

Electric compass Simrad RC42

Depth sounder Simrad IS 15

Log Simrad IS 15

Windset Simrad IS 20

Repeater Simrad IS20 rudder angle indicator

VHF 2 x Simrad RS25

VHF handheld Simrad HT50

Autopilot Simrad AP50 + remote GS42, & Simrad IS20 course indicator

Rudder angle indicator Simrad IS20

Radar 1 x Simrad BR24 broadband & 1 x Simrad 6 kW

GPS Simrad GS15 & Simrad HS70 DGPS compass

Plotter 2 x VDS 319 glass bridge 1 x 17 " & 1 x 19 "

Radar/GPS/plotter 2 x Simrad NSO50 + OP40

Navtex

Wifi antenna

Electronic chart(s) Navionics Gold

AIS receiver 2nd ais in life raft

AIS transponder Simrad NAIS300

EPIRB McMurdo 95

Camera Orlaco rear view camera port & starboard

Navigation lights DHR

Searchlight USHIO XB-150 remote

Pro. Hornn Whisle-Tyfun kockum Sonic ETD 100-350 + auto control

Equipment:

Storm blinds

Cockpit cushions

Cockpit table

Cockpit chairs

Bathing platform

Boarding ladder stainless steel

Transom door

Gangway

Deck shower

Anchor 160 kg D' Hone

Anchor chain 18 mm 160 m.

Anchor 2 160 kg D' Hone

Anchor chain 18 mm 120 m.

Chain counter auto anchor 710 chaincounter with remote control

Windlass Data Danfoss 2150 kg hydraulic

Deck wash

Dinghy

Outboard

Deck crane Lagendijk 1250 kg (max extend) elec. hydr. 400VAC with remote

Sea railing stainless steel

Grab rail (superstructure) stainless steel

Railing side opening gates yes

6 pers. Life raft Viking resc pro ISO pack II container

Lif jackets 6 x Besto (2 with AIS emergency plotting system)

Safety harness

Lifebuoy 3 units + light

Danbuoy SART Debeg 5900 2x

Rope cutter

Wiper 5 x Exalto type 233BD Panto with autocontrol & wash down

Window ventilator

Horn

Binocular

Radar reflector

Fenders

Mooring lines

Spare parts

Tools

Alarm system

TV

Radio-cd player

DVD player

Fire extinguisher 3 x 6 kg powder, 1 x 5kg co2, 2 x 9l foam, 2 x 2l foam

Extinguisher in engine room Rola FM200/760 Auto extinguisher system Rola FM 200

2 x Fire Hydrant + hose and nozzles on deck

1 x 220VAC portable submersable oumo, Gundfoss KP250 stainless

1 x 220VAC fuel transfer pump SAER PC250EM

Particulars:

originally designed as trainee vessel with luxury accomodation

Ideal Explore or support vessel for extended expeditions

Basic Information

Category: expedition yacht

Sub Category: Expedition or Explorer

Model Year: 2010

Year Built: 2010

Country: Netherlands

Dimensions

LOA: 84' 8" (25.8mm)

LWL: 78' 9" (24mm)

Beam: 19.68

Min Draft: 5' (1.5mm)

Max Draft: 5' 3" (1.6mm)

Speed, Capacities and Weight

Cruise Speed: 9 Knots Kts. (10 MPH)

Cruise Speed Range: 5000

Max Speed: 11 Knots Kts. (13 MPH)

Water Capacity: 1162.36 Gallons

Holding Tank: 422.68 Gal Gallons

Fuel Capacity: 3645.57 Gal Gallons

Accommodations

Total Cabins: 4

Total Berths: 8

Sleeps: 8

Total Heads: 2

Hull and Deck Information

Hull Material: Steel

Hull Configuration: Full Displacement

Hull Color: Grey

Hull Designer: Gaastmeer

Exterior Designer: Gaastmeer

Interior Designer: Gaastmeer

Engine Information


Engines: 1


Manufacturer: Iveco Aifo

Engine Type: Inboard


Fuel Type: Diesel

PHOTOS















CONTACTS

Andrey Shestakov, leading yacht broker of the sales department of Shestakov Yacht Sales Inc. Shestakov Yacht Sales Inc., the official representative of the Miami/Fort Lauderdale FL headquarters.

Contact details

Email: andrey@shestakovyachtsales.com

Web: shestakovyachtsales.com/en/

Telephones

USA: +1(954)274-4435

Office hours

Monday – Saturday: **9:00 - 21:00** EDT

Sunday: **closed**

Address



Harbour Towne Marina, 850 NE 3rd St,
STE 213, Dania, FL 33004