

CUTTING EDGE — HARGRAVE



Builder: HARGRAVE

Year Built: 2016

Model: Motor Yacht

Price: PRICE ON APPLICATION

Location: United States

LOA: 101' 0" (30.78m)

Beam: 21' 0" (6.40m)

Min Draft: 6' 6" (1.98m)

Cruise Speed: 20 Kts. (23 MPH)

Max Speed: 24 Kts. (28 MPH)

Our experienced yacht broker, Andrey Shestakov, will help you choose and buy a yacht that best suits your needs **CUTTING EDGE — HARGRAVE** from **our catalogue**. Presently, at **Shestakov Yacht Sales Inc.**, we have a wide variety of yachts available on **our sale's list**. We also work in close contact with all the big **yacht manufacturers** from all over the world.

If you would like to buy a yacht **CUTTING EDGE — HARGRAVE** or would like help answering any questions concerning purchasing, selling or chartering a yacht, please call **+1(954)274-4435**

TABLE OF CONTENTS

TABLE OF CONTENTS	2
SPECIFICATIONS	3
Overview	3
Basic Information	4
Dimensions	4
Speed, Capacities and Weight	4
Accommodations	5
Hull and Deck Information	5
Engine Information	5
DETAILED INFORMATION	6
YACHT DESCRIPTION AND DETAILS	6
Exclusions	9
Disclaimer	9
PHOTOS	10
CONTACTS	14
Contact details	14
Telephones	14
Office hours	14
Address	14

SPECIFICATIONS

Overview

Seller will consider quality trades.

Why Cutting Edge:

Upgraded Interior by YIBS and 500,000 of systems upgrades.

Walnut Interior with Zebra Wood Accents combination

At Rest/ Zero Speed Stabilizers

Octoplex power distribution and monitoring system

Maretron Monitoring with Load Shedding system

Naiad Hydraulic Bow and Stern Thrusters

Air conditioned Flybridge with 72,000 BTU designated chiller

Annual maintenance completed in November 2020, including running gear prop speed, zincs, stabilizers, antifouling,

New EZ2CY Flybridge enclosure

1000 hrs services completed with only 1100 hrs on her mains and 2300 hrs on her generators

Triple sail custom Flybridge canopy with stainless steel pole

16 ft AB tender with 90 HP Yamaha included

Designated tow eyes with reinforced Aft Deck Cleats

Why all these extra systems make a difference?

The full Octoplex monitoring system along with load shedding allows the owner and crew to operate and control all systems from 2 designated panels if need it.

The Load Shedding system will drop the systems that are on "idle" by automatically measuring the load of each system so your vessel will never drop power at the dock.

The Naiad 360 Zero Speed/ At rest Stabilization provide the ultimate comfort under way or at Anchor.

The Double anchors arrangement will provide you extra holding on difficult conditions and high winds conditions.

The Bow and stern Naiad Hydraulic thrusters is all that you need for the easiness of docking in tough and tight spots (And of course an avid Captain).

The perfect Flybridge setup for the Bahamas and the Caribbean with a 72,000 BTU of A/C, Jacuzzi and Custom canopy sails.

Cutting Edge is a must see yacht with many more customizations that make this 100 feet Yacht one of the best Hargraves ever build.

Basic Information

Category: Motor Yacht	Sub Category: Raised Pilothouse
Model Year: 2016	Year Built: 2016
Country: United States	Vessel Top: Hardtop
Fly Bridge: Yes	

Dimensions

LOA: 101' 0" (30.78m)	Beam: 21' 0" (6.40m)
Min Draft: 6' 6" (1.98m)	Clearance: 33' 0" (10.06m)
MFG Length: 100' 0" (30.48m)	

Speed, Capacities and Weight

Cruise Speed: 20 Kts. (23 MPH)	Max Speed: 24 Kts. (28 MPH)
Displacement: 200000 Pounds	Water Capacity: 600 Gallons
Holding Tank: 150 Gallons	Fuel Capacity: 3200 Gallons

Accommodations

Total Cabins: 4

Sleeps: 8

Total Heads: 5

Crew Heads: 2

Hull and Deck Information

Hull Material: Fiberglass

Deck Material: FRP

Hull Configuration: Semi-Displacement

Hull Color: white

Hull Finish: Stainless Steel

Exterior Designer: JB Hargrave

Interior Designer: Yacht Interiors by Shelley

Engine Information

Engines: 2

Manufacturer: CAT

Model: C32A

Engine Type: Inboard

Fuel Type: Diesel

DETAILED INFORMATION

YACHT DESCRIPTION AND DETAILS

Design Influences and Color Pallet: The vision of this project by the owner and his wife was to incorporate all the design elements and yacht features they had accumulated in their many years of boating. At the same time they wanted a timeless interior that was contemporary and warm. We had a blast working together and left no stone unturned. Through a series of meetings and many drawings they have their dream yacht, "Cutting Edge". The main salon features a fantastic combination of wood; Gloss Walnut and Zebra Wood. To compliment this we used an oatmeal tone carpet and fabrics in espresso, taupe and accents of jade. The dining salon right on center features a large chandelier from Fine Arts and complemented by Jamali multimedia piece. **Main Salon and Dining Features:** Gloss Walnut and Zebra wood (2) Wine coolers Walk up Bar Aft Custom Ceiling panels Dining console with Calcutta Marble top (2) Custom cocktail Tables 60" Screen TV Custom rectangular dining table and base Sofa- Glant Lombardia Melange/Piazza (2) Club Chairs- Jeffery Michael- Cassaro Kashgar- Silver Mink (2) Port Club Chairs- Maxwell- Kumbaya-20/Sesame with Novel suede/Brown (1) Aft Chair- Maxwell-Dispatch/Fudge (8) Dining Chairs- Kravet-Indulgence/Bluestone **Day Head:** The Day head is sophisticated, organic and refreshing. It has the gorgeous 36" tall Graff faucet that we have used before on Hargraves but it is used completely differently. The basin below is a rectangular form vessel with a 12" slot for a drain covered in river rocks. There is a warm marble inlay of a contemporary Greek key border. The wall covering is flakes of quartz that simmer when the lights are dimmed. Flooring- Calcutta marble with Warm gold Greek Key inlay Walls- 1011 Quart/Forbidden- Phillip Jefferies Faucet- Graff- Luna/0 Polished Chrome Vessel sink- Sono Bath- Custom Ethos/ Blizzard /Caesar stone with river rock Art-Jamali **Galley:** The galley is stunning Quartz in a taupe tone called Pearla Venato. The taupe tops, Stainless Steel appliances and the white Mother of Pearl backsplash all work so well together. The floor in the galley is solid porcelain tile from Porcelanosa. It is installed in a plank wood style pattern and beautiful and durable at the same time. There is plenty of storage, pullout pantries, (2) refrigerator drawers and a gallery style 36" refrigerator and double sinks, all in stainless steel. GE Profile Refrigerator and Appliances in Stainless steel Franke Stainless Steel Sink Sub Zero Refrigerator drawers with custom blond Cherry fronts Pearla Venato Quartz counter tops White Mother of Pearl backsplash over cooktop 26" Samsung TV (3) Pantries Large Walnut Table and Walnut cabinets **Master Stateroom:** The master suite was designed with a couple of unique features. One of the elements the owners brought from their past boating experience was a small (2) person banquette for having a quiet cup of coffee in the morning or a drink when they are getting ready for dinner. The bed is all upholstered was designed to be center of attention. All the other components in the room have only one task; to frame the bed and amplify the luxurious surroundings; fabulous cabinetry details and craftsmanship. The headboard wall has 18" wide vertical panels of the Zebra

placed horizontally in-between each panel. Over each nightstand there is Taupe Capice panel's inset with sconce mounted on top. Gloss Walnut and Zebra wood Custom ceiling inlay of Greek key in zebra wood Bedspread and Shams- RM Coco/Drop/Peyote Neck roll- Vervain-Bengal-Seagrass Throw pillows- Kravet- Metallic Pleat-/Silver Chairs/Built-in- Kravet Versailles E20700 Headboard Wall- Kravet- Glitz/21 **Port and Starboard Guest Staterooms/Queens w/Starboard convertible to twins:** The (2) guest rooms forward of the master are almost mirror images of each other and have a striking upholstery and nail head design; both on the bed frame and the headboard wall. Both have huge nightstand/dressers and full AV system. Above the nightstands are Fine Art/Quadralli Sconces that have dual shades. One is translucent silver and under that is an opaque white. Unique Headboard and bed base nail head design Drawers under bed Fine Art Sconces Dual Window treatments **VIP Stateroom:** Forward of the Galley is another King stateroom; the VIP. This room has similar fresh characteristics of the master. The headboard is also horizontally upholstered in a sexy faux leather that looks like chinchilla. There is an entertainment cabinet forward with a gorgeous inlays of vertical Zebra wood. There are (2) large hanging lockers and drawers at the foot of the bed. The bath has a Kohler semi recessed vessel style "Escale" sink and a slim Grohe-Essence faucet. The Emperador grey with Carrera Marble looks fabulous with the Gloss walnut. The outboard wall over the sink is all storage with mirrored fronts to maximize light. **Flybridge:** The Flybridge can easily accommodate (24) in comfort. There are (2) large L shape settees and a full service bar to port with (4) bar stools. There are also (2) small cocktail tables and a large dining table in the fly bridge. All (3) have the owner's custom compass rose design. The exterior fabrics were selected to complement the rest of the yacht and are in softy tones of crisp light platinum and pale mineral blue. The "sun pad" is actually under the hard top so we call it the "sunless pad". Everyone wants to lounge around outside but not necessarily get sun, so we positioned this area undercover. For those that want to sun worship we have Chaise lounges aft. To the Starboard aft side there is a cooking area, built-in cooler and Subzero drawers for refrigeration. The 60" Sap tub is also in this area and has a beautiful teak bar with stools aft. (2) Stidd Chairs (1) Forward Facing Guest bench/elevated (2) Large L shape settees Grilling Station and Subzero drawers Spa Tub and Spa bar "Sunless Pad" 6' Bar with (4) stools (2) Stidd Chairs Air Conditioned with Isen glass sides **Crew Lounge:** The crew area is aft and has (2) entrances. There is a staircase from the aft deck to the crew lounge/crew galley and laundry area. There is an 8' settee and flat screen TV for time off. The crew galley is complete with under counter refrigerator, sink and microwave. They also have the same beautiful stone as the main deck, Calcutta, and under this counter is are front load washer and dryers. **Crew Utility Room:** The second entrance to the crew area is the electric transom door that lifts up for passage in the Utility Room. This room has black formica countertops for industrial use. The room is full beam and has an abundance of storage space above and below the cabinets. Going forward from this area to the (2) crew cabins is a water tight door. There is also another water tight door forward of the crew lounge entering the engine room. **Captain Stateroom and Crew Stateroom:** The Captain's Stateroom has a queen bunk or spit to twins when

needed. Big drawers below and some more storage above. There is a huge hanging locker. The nightstand has plenty of outlets for charging all of the mobile items we all have these days. Across the hall from the Captain are the (2) spacious crew bunks 36" wide. There is an area also in this room for charging devices. Both crew staterooms have private baths. This crew area is really different and has a great functionality about it.

Mechanical Equipment: Sea Chest Cruise Air Chilled Water A/C System with 4 x (3) ton units and (2) 18,000 BTU Blowers in Galley and Pilothouse. Additional (3) 24,000 BTU Blowers with upgraded compressor in Flybridge. (2) 38 kW 60Hz single phase Northern Lights generators w/hard panel sound shield (3) 100 amp MasterVolt AC/DC light transformer (2) Kraus & Naimer C80 booster switches for isolation transformer Watertight bulkheads in engine room S.S. Watertight Engine Room door Naiad Stabilizers Model 360 at rest system with datum control w/16.0sq.ft. fins Double stabilizer & bow thruster backup pump on back of port & stbd engine 38HP Hydraulic Stern Thruster Reverso gear pump GP-706-24C Oil Change Pump for engine, gear box & genset Double Racor filters for engines (2) Glendinning 100 AMP Cable Master w/125' cord out at transom Glendinning Controls w/ 1 remote Seafire Smoke and Temp alarms (10 units) (2) Jabsco 6050-0003 AC bilge pumps on Engine Room floor with plumbing, (4) pickup and overboard discharge (2) 30 Gallon Water Heaters Mastervolt Battery Chargers-1x80Amp 24V-1x30Amp 24V-1x30Amp 12VD Octoplex Power Distribution and Monitoring System with AC Breaker Boxes and (2) 6.5" Color touch screen. Maretron Basic Vessel Monitoring System including: Delta T Engine Room Filters and Fan System Tide Seal Dripless Rudders Tide Seal dripless shaft logs In-Line Recirculating "Hot Water" pump Sea-Fire automatic fire extinguisher system FM200 Headhunter TW-200 waste treatment system **Interior:** Interior Walnut wood (8) Headhunter heads Vimar Electrical switches w/ 13 Dimmer switches (2) Pocket sliding door to access port and starboard walkway from Dining Area WDI sound proof floor in galley (2) Hafele S/S Pull-Out Pantry above Sub-Zero fridge drawer in Starboard Walkway (1) Bidet in Master stateroom SanDam K-Pro Insulation between VIP Wall and two Guest Cabins Mirror Back of Closet Door in Port Guest, Stbd. Guest & Master Glass door for VIP shower Marble shower seat in VIP Marble bathroom floor in Stbd Guest Marble seat in Stbd Guest bathroom S/S corner Hawse pipe w/rollers & cleat at port & stbd side of aft deck Custom Transom with steps Custom stairway to access Aft Crew Cabins from Aft Deck with weather proof door (2) Stainless Steel Baby Gates at Aft Deck Locker for boarding ladder Electric Aft Deck Sliding Door with Sensor and Manual control **Flybridge:** (3) Sliding mechanism for tables in F/B (4) Cup holders at both sides of Stbd/Port settee in F/B S/S Foot Rest for Fwd Port/Stbd FRP Cabinet and Seating in F/B Customized FRP thin cabinets at starboard side of F/B American Whirlpool 68" Diameter White Spa Tub with FRP Seating Teak Counter Top for Hot Tub Bar at Flybridge Three (3) Bar Stools Hot Tub Bar Counter in F/B FRP Cabinet with Fire Magic 3CS1S1P-A Propane S/S gas grill at F/B (7) S/S Poles with flushmount holes in deck Canvas covers for Exterior Furniture: F/B : (1) Bar Top & Bar Back Cover (3) Port & Stbd Table Covers (1) Grill Cover (1) Stbd Counter Cover (1) Aft Bar top Cover Spa Cover Aft Deck : (1) Bar Top & Bar Back

Cover Kahlenberg Air Horn **Entertainment:** Samsung 46" 1080 3D HDTV w/wifi
Samsung 55" curved screen 1080 3D HDTV w/wifi Samsung 40" 1080 3D HDTV w/wifi
x2 Samsung 32" 1080 HDTV w/wifi x3 Samsung 28" H4000 x2 Samsung 24" LED HD
720 Motivated Design 26" Widescreen Fusion ipod/iphone dock am/fm Sirius RTI iPad
Zone Extension x4 Denon Receiver Samsung Blu-Ray Apple TV x6 **Electronics:**
Furuno Nav 3D Masters Monitor 19" x4 KEP Marine KEPL-17 Standard fixed VHF Depth,
Speed, Temp, Win Furuno RD33 Furuno 235-MSLF Furuno DST-800MSF Furuno
200WX weather station NMEA 2000 Furuno GP33 Furuno Navpilot 700 x2 Furuno
FPS8 Dome Camera X3 KVH Tracvision M7 Dome Panasonic PH 824 ADV Hybrid KSU
ACR RCL 100D Spotlight WxWorx Basic hardware **Appliances:** White Washer in Lower
Foyer White Dryer in Lower Foyer Haler Mini Refrigerator Black in Master Stateroom U-
Line 2115R Black Fridge in Crew Lounge White Microwave in Crew Lounge White
Washer in Crew Lounge White Dryer in Crew Lounge GE Monogram S/S Refrigerator in
Galley Sub-Zero ID-30RP Walnut Panel fridge drawer in Galley GE Profile Black Cooktop
in Galley GE Monogram S/S Oven in Galley GE Monogram S/S Microwave (To vent
outside) in Galley GE Monogram S/S Dishwasher in Galley GE Black Disposal with
Mountain Brushed S/S button in Galley Elkay S/S Sink in Galley Vigo Steel Sink Faucet in
Galley GE Monogram SS S/S Trash Compactor in Galley Rev-A-Shelf White Trash Drawer
(Dual Bin) in Galley (2) U-Line Black Wine Cooler in Salon U-Line Fridge at Aft Deck
Franke S/S Sink at Aft Deck (4) GE Clear Ice Machines U-Line S/S Fridge at F/B Sub-Zero
Overlay Panel Ref. Drawers at F/B (1) Edgestar Grey/Top Load Freezer at F/B Tender 17'
AB 2 Life Rafts 1600 GPD Watermaker Stidd Helm Chairs (2) Fuel Polishing System
Marquipt Sea Stairs Quicklift 2000 lbs Davit





Exclusions

Owner's personal belongings.

Disclaimer

The Company offers the details of this vessel or yacht in good faith but cannot guarantee or warrant the accuracy of this information nor warrant the condition of the vessel. A buyer should instruct his representatives, agents, or his surveyors, to investigate such details as the buyer desires validated. This vessel or yacht is offered subject to prior sale, price change, or withdrawal without notice.

PHOTOS









CONTACTS

Andrey Shestakov, leading yacht broker of the sales department of Shestakov Yacht Sales Inc. Shestakov Yacht Sales Inc., the official representative of the Miami/Fort Lauderdale FL headquarters.

Contact details

Email: **andrey@shestakovyachtsales.com**

Web: shestakovyachtsales.com/en/

Telephones

USA: **+1(954)274-4435**

Office hours

Monday – Saturday: **9:00 - 21:00** EDT

Sunday: **closed**

Address



Harbour Towne Marina, 850 NE 3rd St, STE 213, Dania, FL 33004