

GRATITUDE — HARGRAVE



Builder: HARGRAVE

Year Built: 2014

Model: Motor Yacht

Price: PRICE ON APPLICATION

Location: United States

LOA: 100' 0" (30.48m)

Beam: 21' 0" (6.40m)

Min Draft: 5' 8" (1.73m)

Max Draft: 5' 8" (1.73m)

Cruise Speed: 19 Kts. (22 MPH)

Max Speed: 22 Kts. (25 MPH)

Our experienced yacht broker, Andrey Shestakov, will help you choose and buy a yacht that best suits your needs **GRATITUDE — HARGRAVE** from **our catalogue**. Presently, at **Shestakov Yacht Sales Inc.**, we have a wide variety of yachts available on **our sale's list**. We also work in close contact with all the big **yacht manufacturers** from all over the world.

If you would like to buy a yacht **GRATITUDE — HARGRAVE** or would like help answering any questions concerning purchasing, selling or chartering a yacht, please call **+1(954)274-4435**

TABLE OF CONTENTS

TABLE OF CONTENTS	2
SPECIFICATIONS	3
Overview	3
Basic Information	3
Dimensions	3
Speed, Capacities and Weight	3
Accommodations	4
Hull and Deck Information	4
Engine Information	4
DETAILED INFORMATION	5
YACHT DESCRIPTION AND DETAILS	5
Exclusions	9
Disclaimer	9
PHOTOS	10
CONTACTS	13
Contact details	13
Telephones	13
Office hours	13
Address	13

SPECIFICATIONS

Overview

PRICE REDUCTION OF \$500,000 on September 10th 2020

Extended Warranty to 2022 on Main Engines.

Basic Information

Category: Motor Yacht

Sub Category: Raised Pilothouse

Model Year: 2014

Year Built: 2014

Country: United States

Vessel Top: Hardtop

Fly Bridge: Yes

Dimensions

LOA: 100' 0" (30.48m)

Beam: 21' 0" (6.40m)

Min Draft: 5' 8" (1.73m)

Max Draft: 5' 8" (1.73m)

Speed, Capacities and Weight

Cruise Speed: 19 Kts. (22 MPH)

Max Speed: 22 Kts. (25 MPH)

Water Capacity: 600 Gallons

Holding Tank: 150 Gallons

Fuel Capacity: 3200 Gallons

Accommodations

Total Cabins: 4

Total Berths: 4

Sleeps: 8

Total Heads: 6

Captain Cabin: True

Crew Cabin: 2

Crew Berths: 3

Crew Sleeps: 4

Crew Heads: 2

Hull and Deck Information

Hull Material: Fiberglass

Deck Material: Fiberglass

Hull Configuration: Semi-Displacement

Hull Color: White

Hull Finish: Stainless Steel

Hull Designer: J B Hargrave

Exterior Designer: Black Design

Interior Designer: Yacht Interiors by Shelley

Engine Information

Engines: 2

Manufacturer: Caterpillar

Model: C-32 Acert

Engine Type: Inboard

Fuel Type: Diesel

DETAILED INFORMATION

YACHT DESCRIPTION AND DETAILS

Designer's Comments:The “Julie M” is different from any other Hargrave to date. The first item you see when you approach the vessel is the beautiful curved transom, swim platform and settee. This fluid curved transom, both vertically and horizontal lines was the inspiration for the interior décor. We took the intersecting curved lines of the transom and created several design features on the interior. They are the ceiling design in the Main Salon, the marble and stainless inlay in the Day Head floor and the ceiling and floor details in the Foyer. ~ Shelley DiCondina, Yacht Interiors by Shelley.

Main Salon/Dining:The yacht cabinetry is a new wood we used for the first time; European Cherry Wood. It has the same rhythmical grain as American Cherry but is a blond tone. We complimented this with a much darker wood of Pommel Sapele cabinet tops and detail panels and then another light surface of Pearlato Suevo Marble on the console, aft corner bar and large cocktail table. The furnishings in the Main Salon are all custom designed and have linear but generous proportions. Our theory has always been that yachting is supposed to be comfortable and not just pretty for your 20 minute tour. The area seats (10) easily in comfort and the fabrics were selected comfort and durability. The color pallet in the Main Salon is tones of gray taupe's, crisp silvers, a little bit of black and mineral blue accents. All of the tones are fresh and work beautifully with the European Cherry. The dining table seats (8) comfortably and is an elegant rectangular shape with slight curves on the sides and cross grained cherry details on the top. The custom dining chairs are delicate yet extremely comfortable and are upholstered in a Jim Thompson Silk /"Trellis" in a platinum tone with a black knot detail. Forward of this is a console cabinet containing (2) wine coolers and tons of storage. The upholstered wall above is in Majilte suede with a Congo embossing. On each side of this (2) vertical mirrors with Fine Art sconces from the “Perspective” collection. Gloss European Cherry Wood w/Pommel Sapele Ceiling Design custom with 86” height Fresh and elegant contemporary décor Walk up aft Bar with Marble top and sink 50” TV and entertainment center Carpet /Fabrica-Patina Nouveau-color Wind Song (installed railroaded) Huge windows that allow great visibility and light.

Galley:The galley has another surface we have never used before - Silestone/ Yukon. We selected this natural but man engineered stone for several reasons. We wanted the stone tops to be gleaming clean and white! The soft white tops are exquisite with the brushed stainless appliances and blond Cherry wood. Behind the Cooktop we used a Mosaic glass tile from Daltile in the color “Conch”. The floor in the galley is solid teak planks in a mat finish. There is plenty of storage, pullout pantries, (2) refrigerator drawers and a gallery style 36” refrigerator and double sinks. And of course, the galley is ready to cook in. GE Profile Refrigerator and Appliances in Stainless steel Franke Stainless Steel Sink Sub Zero Refrigerator drawers with custom blond Cherry fronts Silestone countertops in “Yukon” Mosaic Back splash over cooktop 26” Samsung

TV(3) Pantries Table with Pommel Sapele inlay

Day Head:The Day Head is one of favorite areas to design. We started with an exotic rectangular vessel style black granite sink. It was combined with the 36" Luna Facet from Graff in Chrome. The wall covering is a mica chip that resembles phosphorescent fish scales and is from Phillip Jefferies. The marble floor design is a black granite and stainless steel design of a curved diamond shape that was inspired by the art work above on the wall. The art "Swimming Wolf" is a black and white Serigraph by a Salish Canadian West Coast Native artist; Carl Stromquist. "Swimming Wolf" is art that honors the wolf. The story is a large dangerous wolf was pulled into a canoe by Native Hunters. It was beyond the sight of land, and was exhausted. The wolf was brought back to the village to recuperate and there it stayed. At dawn one morning the wolf woke the entire village up with terrible howling. The wolf was warning the people about a raiding party approaching the village. The village defended itself successfully, and took on the Wolf Crest as their namesake and guardian. Sonobath black granite slab style sink Graff-Luna 36" faucet Chrome/wall mount Pearlato Suevo Marble, black granite and Stainless floor Mirror ceiling Quartz-Forbidden White -PJ

Aft Deck:The aft deck is large and curvaceous. It has the weather protected crew entrance to starboard and storage and serving area to port; complete with Ice maker, refrigerator and TV with a ceiling flush mount lift. The dining chairs "Regatta" are also new and very special. They were custom made by Medallion Furniture of Miami. They have white textured woven vinyl seating with Silver Powder coated Aluminum frames. The aft deck table is solid teak and has a similar inlay that was inspired by the Wolf art. Crew Entry Curved Teak table with inlay Teak Diagonal floor TV ceiling Mount Port entertainment /Bar /sink ½ Spiral Staircase to Fly Bridge

Flybridge:The Flybridge can easily accommodate 24 in comfort. There are (2) large L shape settees and a full service bar to port with (4) bar stools. There are also (2) small cocktail table and a large dining table in the fly bridge. All (3) have the signature curved diamond inlays. The exterior fabrics were selected to complement the rest of the yacht and are in softy tones of crisp light platinum and pale mineral blue. The "sun pad" is actually under the hard top so we call it the "sunless pad". Everyone wants to lounge around outside but not necessarily get sun, so we positioned this area undercover. For those who want to sun worship we have Medallion Regatta lounge chairs aft. To the Starboard aft side there is a cooking area, built-in cooler and Subzero drawers for refrigeration. The 60" Spa tub is also in this area and has a beautiful teak bar with stools aft. (2) Forward Facing Capt./Guest benches (2) Large L shape settees Grilling Station and Subzero drawers Spa Tub "Sunless Pad"

Lower Foyer:The lower foyer is a generous area that has a Pearlato marble floor with a black granite inlay with mirrored ceiling above with same design. There is a laundry pantry with a floor to ceiling pullout for cleaning supplies. Washer/Dryer Pantry Marble and Granite Inlay Mirrored ceiling with design Curved staircase with art above

Master Stateroom:The Master has a very unique and hip look. The wall upholstery over the bed is done in a boxed pattern and is a high-end vinyl by Novel that looks like chinchilla. It has a deco art feel and reflects the light. We did the ceiling above in the same pattern but in an off white tone so as not to get too heavy. The nightstands on either side of the bed are hanging from the wall and have a deep frame of European Cherry with edge lighting around the mirror. There are (2) large walk-in closets and (2) 7' dressers. There is also an extraordinary amount of light pouring in downstairs through the (6) large vertical portholes. To emphasize the beautiful windows we did dual window treatments; (1) set in a burn-out sheer by JF fabrics that has a crest pattern that coordinates with the master throw pillows and a (2nd) set in RM CoCo Luminations blackout with a vertical tape on the edge. The Dual Master Baths with marble are very spacious and share a large shower on center. They have lots of storage and elegant asymmetrical marble counter tops and bath seat. The starboard bath has a built- in vanity and the port utilizes this space for a towel bin/storage unit.

Port and Starboard Guest Rooms:The (2) guest rooms forward of the master are mirror images of each other and have a striking upholstery and nail head design; both on the bed frame and the headboard wall. Both have huge nightstand/dressers and full AV system. Above the nightstands are Fine Art/Quadralli Sconces that have dual shades. One is a translucent silver and under that is an opaque white. Unique Headboard and bed base nail head design Queen Berth Drawers under bed Fine Art Sconces Dual Window treatments

VIP:Forward of the Galley is another King stateroom; the VIP. This room has its own fresh characteristics. The headboard has slim upholstered side rails that curve down and create a bit of an alcove effect. The wall above is tufted and upholstered on the diagonal. There is an entertainment cabinet forward with a gorgeous inlay of curved pommel Sapele. There are (2) large hanging lockers and 6 drawers at the foot of the bed. The bath has a Kohler semi recessed vessel style "Escale" sink and a slim Grohe-Essence faucet. The Pearlato Suevo ivory marble is complimented with Emperadora Grey inlays. The outboard wall over the sink is all storage with mirror fronts to maximize light. The bath has a Kohler semi recessed vessel style "Escale" sink and a slim Grohe-Essence faucet.

Crew:The crew area is aft and has (2) entrances. There is a staircase from the aft deck to the crew lounge/crew galley and laundry area. There is an 8' settee and flat screen TV for time off. The galley is complete with under counter refrigerator, sink and microwave. Next to this, under the same Silestone cabinets, are front load washer dryers and a large counter top to fold on. The Captain's Stateroom has a queen bunk with drawers below and the perimeter of the room over the bed is cabinets to maximize storage space. There is also a desk, bookcase and a hanging locker. The nightstand and desk both have plenty of outlets for charging all of the mobile items we all have these days. Across the hall from the Captain are the (2) spacious Crew bunks 36" wide. There is an area also in this room for charging devices. Both crew staterooms have private baths. This crew area is really different and has a great functionality about it. That was

the goal at the onset and YIBS and Hargrave working as a team nailed it!

Lazarette:The second entrance to the crew area is the electric transom door that lifts up for passage in the Utility Room. This room has black Formica countertops for industrial use. The room is full beam and has an abundance of storage space above and below the cabinets. Going forward from this area to the (2) crew cabins is a water tight door. There is also another water tight door forward of the crew lounge entering the engine room.

Mechanical Equipment:Sea ChestWhite perforated insulation panels in Engine Room100 AMP Galvanic Isolator x2Rule 3700 Bilge Pump x (7)(3) Freeman HatchesCruise Air chilled water 4 (3) ton units throughout the boat (2) 34 kW 60Hz single phase Phasor generators including gauges and hard panel sound shieldWatertight bulkheads in engine roomS.S. Watertight Engine Room door Naiad Stabilizers Model 302 w/ 9.0sq.ft. fins & Datum controllerDouble stabilizer & bow thruster backup pump on back of port & stb engineOberdorfer fuel transfer pump 990RHN76Reverso gear pump GP-706-24C Oil Change Pump for engine, gear box & gensetSecurity main switch on a/c powerDouble Racor filters for enginesGlendinning 100 amp cable master w/125' cord at transom x2Glendinning Controls w/ 1 remoteSea-fire Smoke and Temp alarms (10 units)Jabsco emergency crash clutch pump 18330-0000 with 4 pick up(2) Water Heaters 30 Gallons Sentry Battery Chargers-1x80Amp 24V-1x30Amp 24V-1x30Amp 12VEngine Room Filters and Fan SystemTide Seal Dripless shaft logsFill-Rite 901-1.5" Flow MeterWater Drop Exhaust to generatorsSea-Fire automatic fire extinguisher system FM200Safety rails around twin enginesHeadhunter TW-200 waste treatment systemElectric opening Transom DoorMarquipt sea stairs – 8 step10 Man Life RaftQuicklift 2000lb Davit w/RotationSea Recovery PW 1400 gal/day WatermakerInterior European Cherry and Sapele woodVimar Electrical switches WDI sound proof floor in galleyPocket sliding door to access Port and Stbd walkway from dining areaHeadhunter heads Awl Grip finish in shower stalls Granite floors in Day Head & VIP Guest HeadsMarble Bathroom floor in MasterSamdam K-Pro Insulation between VIP Wall and two Guest Cabins Majilite upholsteryGas BBQ Grill on F/B(2) Stainless Steel baby gates at Aft DeckTeak Aft Deck Chairs (5)Electric Aft Deck Sliding Door with Sensor and Manual controlLocker for boarding ladder located on aft deck

Appliances:GE White Washer and Dryer x2 U-LINE S/S Fridge in Crew Quarters, Aft Deck and FlybridgeGE White Microwave in Crew QuartersGE Profile S/S Fridge in GalleySub-Zero w/o Cherry Panel Fridge in GalleyGE Profile Black Cooktop with Profile S/S Oven in GalleyGE Profile S/S Microwave in GalleyGE Black Disposal in GalleyVIGO Chrome Faucet in GalleyGE Profile S/S Trash Compactor in GalleyGE Black Ice Maker in Galley and Main Salon(2) U-LINE Black Wine Coolers in Main SalonGE S/S Ice Maker at Aft DeckStd. GE S/S Ice Maker for Wet Bar in Flybridge(2) EDGESTAR Freezers on Flybridge

Navigation and Electronics:Furuno NAV3D black box processor @Pilot

HouseFuruno NAV 3D 12KW, 6' Array 72n.m.mounted @ hard topFuruno RD33 NMEA Repeater Color nmea repeater display @ upper and lower helmFuruno NAV 3D HUB101 Interswitch 3d Furuno Navpilot 700 @ lower helmFuruno Navpilot 700 3.6" 2nd Station 2nd station control 3.6" screen @upperhelmMasters M17-4IP/Dlcd monitor 17" @ Pilot HouseFuruno NAV3D 12" MFD Display 12.1" color display, Mounted @ upper helmFuruno FM 4000 Remote MIC 2nd station mic mounted @ upper and lower helmNewmar Hailer Horn 60/40 40 watt, 60 peak mounted @ hard top Concord Dome Camera,day/night mounted @ flybridge side Furuno GP 33 WAAS Color GPS 4.3" lcdACR RCL 100D 24VDC Spotlight Mounted @ Pilot HouseNobeltec Trident. Trident time zero, NOAA and vector chartsKVH FB150 SAT Phone Inmarsat fleet 150 sat phoneConcord Wireless N Access Router n protocol wifi routerPanasonic PH T-7731-B Spkr Phone black, 24 button 1 line

Audio & Visual Equipment:KVH2011 Tracvision HD7 USA Tracvision M7 Empty Dome mounted @ mastWP controller & gateway RTI U2 Waterproof System mounted @ aft deck46" led 1080p Samsung mounted @ aft deckMotorized 46" fold up tv lift mounted @ aft deck55" led 1080p Samsung mounted @ salon26" led Samsung mounted @ fwd vip Samsung 32" 1080p led-lcd hdtv Mounted @ port and starboard guestSamsung 40"led 1080p mounted @ masterSonance IPOD Dock and ir remote mounted @ masterSamsung Item blu ray player 3d wifi mounted @ masterDenon 7.2ch av receiver mounted @ masterUniversal controller mounted @ masterToshiba 19 inch LCD TV/DVD with tuner, speakers, and dvd mounted @ captain's cabin9.5" overhead monitor dvd combo tv tuner Mounted @ crew aftSamsung led 4003 series mounted @ crew galley

TENDER: 2014 17' AB Inflatable w/ 90HP YamahaJetski: 2018 Yamaha

(Owner's personal effects are not included. A detailed list is available prior to any written offer).








Exclusions

Owner's personal belongings.

Disclaimer

The Company offers the details of this vessel or yacht in good faith but cannot guarantee or warrant the accuracy of this information nor warrant the condition of the vessel. A buyer should instruct his representatives, agents, or his surveyors, to investigate such details as the buyer desires validated. This vessel or yacht is offered subject to prior sale, price change, or withdrawal without notice.

PHOTOS







CONTACTS

Andrey Shestakov, leading yacht broker of the sales department of Shestakov Yacht Sales Inc. Shestakov Yacht Sales Inc., the official representative of the Miami/Fort Lauderdale FL headquarters.

Contact details

Email: **andrey@shestakovyachtsales.com**

Web: shestakovyachtsales.com/en/

Telephones

USA: **+1(954)274-4435**

Office hours

Monday – Saturday: **9:00 - 21:00** EDT

Sunday: **closed**

Address



Harbour Towne Marina, 850 NE 3rd St, STE 213, Dania, FL 33004