

CHECKMATE — BURGER



Builder: BURGER

Year Built: 1999

Model: Motor Yacht

Price: PRICE ON APPLICATION

Location: United States

LOA: 85' 0" (25.91m)

Beam: 20' 6" (6.25m)

Max Draft: 5' 10" (1.78m)

Cruise Speed: 18 Kts. (21 MPH)

Max Speed: 23 Kts. (26 MPH)

Our experienced yacht broker, Andrey Shestakov, will help you choose and buy a yacht that best suits your needs **CHECKMATE — BURGER** from **our catalogue**. Presently, at **Shestakov Yacht Sales Inc.**, we have a wide variety of yachts available on **our sale's list**. We also work in close contact with all the big **yacht manufacturers** from all over the world.

If you would like to buy a yacht **CHECKMATE — BURGER** or would like help answering any questions concerning purchasing, selling or chartering a yacht, please call **+1(954)274-4435**

TABLE OF CONTENTS

TABLE OF CONTENTS	2
SPECIFICATIONS	5
Overview	5
Basic Information	5
Dimensions	5
Speed, Capacities and Weight	5
Accommodations	6
Hull and Deck Information	6
Engine Information	6
DETAILED INFORMATION	7
Walkthrough	7
Remarks	8
Salon	8
Galley	8
Pilothouse	8
Audio & Visual Equipment	8
Master Stateroom	9
Guest Staterooms	9
Crew Quarters	9
Electronics & Navigational Equipment	9
Flybridge	10
Deck Equipment	10
Electrical Systems	11
Engine & Mechanical Equipment	12
Exclusions	13
Exclusions	13
Disclaimer	13
PHOTOS	14

Aft Deck	14
Aft Deck	14
Salon	14
Salon	14
Salon	14
Salon / TV Up	14
Salon / TV Down	14
Bar	14
Dining	15
Powder Room	15
Galley	15
Galley	15
Galley / Dinette	15
Pilothouse / Helm	15
Pilothouse / Settee	15
Master Stateroom	15
Master Stateroom	16
Master Stateroom	16
Master Head	16
Guest Stateroom	16
Guest Head	16
Guest Stateroom	16
Guest Head	16
Guest / Washer and Dryer	16
Crew Quarters	17
Flybridge / Helm	17
Flybridge	17
Flybridge / Starboard	17
Flybridge / Port	17

Flybridge / TV Up	17
Flybridge / TV Down	17
Fore Deck	17
Foredeck	18
Boat Deck	18
Engine Room	18
Engine Room	18
Engine Room	18
Engine Room	18
Other Profile	18
Other View	18
Aft View	19
CONTACTS	20
Contact details	20
Telephones	20
Office hours	20
Address	20

SPECIFICATIONS

Overview

"CHECKMATE" features a custom Hardtop Flybridge, accessible by the Pilothouse's stairs, that was modified in 2013 to a Ray Hunt design. This space features a fold-down TV from the Hardtop with a dedicated receiver. The Flybridge helm station is centered forward, faced by a new Pompanette Captain's chair. To port and starboard are fully-functional wing stations to assist in docking maneuvers. An Eisenglass enclosure allows for three season living. To port and starboard are built-in bench seats which wrap-around aft, with two large Teak tables with seating for 10. Forward to port are two built-in refrigerator drawers. The Boat Deck aft is easily accessed by a walk-through between the port and starboard bench seats. The yacht's tender is mounted fore and aft with a hydraulic crane mounted to port. Dual Halogen floodlights mounted on the radar mast provide abundant nighttime illumination of the Boat Deck area.

Basic Information

Category: Motor Yacht

Sub Category: Flybridge

Model Year: 2000

Year Built: 1999

Country: United States

Fly Bridge: Yes

Dimensions

LOA: 85' 0" (25.91m)

Beam: 20' 6" (6.25m)

Max Draft: 5' 10" (1.78m)

Speed, Capacities and Weight

Cruise Speed: 18 Kts. (21 MPH)

Max Speed: 23 Kts. (26 MPH)

Water Capacity: 1000 Gallons

Holding Tank: 200 Gallons

Fuel Capacity: 4995 Gallons

Accommodations

Total Cabins: 3

Sleeps: 6

Total Heads: 5

Crew Cabin: 1

Crew Berths: 2

Hull and Deck Information

Hull Material: Aluminum

Hull Configuration: Semi-Displacement

Hull Designer: Don O'Keefe

Engine Information

Engines: 2

Manufacturer: Caterpillar

Model: 3412

Engine Type: Inboard

Fuel Type: Diesel

DETAILED INFORMATION

Walkthrough

"CHECKMATE" combines the timeless beauty, style, quality and pedigree of one of the finest custom 85' Burger motoryachts ever built with modern electronics, audio/video systems, comforts and finishes. **"CHECKMATE"** has been meticulously maintained and continuously upgraded by First-Class Shipyards and crew, including a major refit in 2013 which enhanced her systems and interior and exterior spaces. **"CHECKMATE"** is in turn-key condition and ready to go cruising with family and friends. **"CHECKMATE's"** trademark Burger bow an instantly recognizable feature to discerning yachtsmen, is notable for its generous freeboard and flared bow sections. Her integral steps lead to an over-sized sunpad with enough space for two families. Confidently surrounded by enclosed bulwarks, **"CHECKMATE's"** large working Foredeck gives way to over-sized open side decks leading aft. Port and starboard side sliding doors offer an inviting entryway to the yacht's plush interior. The main deck interior is arranged in Raised-Pilothouse fashion, with Galley & Dinette forward in a "Country Kitchen" style. Moving aft to starboard, one will find a passageway to the midship Pilothouse; next aft lies both a full width main Salon with fireplace and, in close enough proximity to allow for fireside dinners in a formal Dining arrangement and tastefully appointed lounge. A custom Anigre dining table, complete with an easily storeable extra leaf, was painstakingly crafted by Burger's highly-skilled craftsmen. Surrounding the table, a masterpiece unto itself are six matching chairs with two additional ones rounding out the complement of high end Salon furnishings. With the use of the additional leaf and two chairs, formal dining for up to 8 guests is easily achievable. The Main Deck powder room is located to port, just forward of the dining area. Positioned forward in the main Salon and adjacent to the dining area, the wet bar featuring overhead and under counter storage, a polished granite counter with a built-in sink, and a typically luxurious wine cooler with matching trim is the perfect centerpiece for an elegant cocktail party a glass fronted overhead cabinet for stemware has been conveniently Built into the salon's forward bulkhead. **"CHECKMATE's"** spacious Aft Deck is connected to the integral Swim Platform by way of the stairs. **"CHECKMATE"** accommodates six in three double staterooms, all of which are accessible by way of the wood paneled stairway on the main deck Salon. At the stairway's base is a central Foyer through which guests may access all three staterooms, as well as a discreetly tucked away washer/dryer. The Master Stateroom is amidship while the two Guest Staterooms are aft, separated from the aft Engine Room by the two en-suite heads and a double bulkhead, which is both reliably watertight and mercifully sound-deadening. The Day Head aboard **"CHECKMATE"** is located outboard of the wet bar in the main Salon. Just aft of the Day Head is the sturdy watertight door to the portside deck. Continuously updated throughout her life, "Checkmate" is turn-key and cuts an impressive figure in all ports she enters.

Remarks

"CHECKMATE" features a custom Hardtop Flybridge, accessible by the Pilothouse's stairs, that was modified in 2013 to a Ray Hunt design. This space features a fold-down TV from the Hardtop with a dedicated receiver. The Flybridge helm station is centered forward, faced by a new Pompanette Captain's chair. To port and starboard are fully-functional wing stations to assist in docking maneuvers. An Eisenglass enclosure allows for three season living. To port and starboard are built-in bench seats which wrap-around aft, with two large Teak tables with seating for 10. Forward to port are two built-in refrigerator drawers. The Boat Deck aft is easily accessed by a walk-through between the port and starboard bench seats. The yacht's tender is mounted fore and -aft with a hydraulic crane mounted to port. Dual Halogen floodlights mounted on the radar mast provide abundant nighttime illumination of the Boat Deck area.

Salon

- LG 47" LED LCD TV
- LG Bluray Player
- Anthem Receiver
- DirectTV HD SAT Receiver

Galley

Located forward of the Pilothouse, the "Country Kitchen" style is both open and spacious, thanks to large windows to port and starboard, as well as an opening skylight in the overhead. A granite topped island provides excellent working space, in addition to the L-shaped counters built into the aft and outboard bulkheads. Top-of-the-line appliances and custom cabinets make the Galley an enjoyable environment for owner and crew alike. Forward is an L-shaped banquette with granite topped table for informal dining or for use as a Crew Lounge. The Galley has its own TV and entertainment system as well.

Pilothouse

Amidship and up a few steps from the main deck level is the spacious Pilothouse. A leather upholstered bench seat is built into the aft bulkhead with a pedestal mounted table for navigation or underway meals. With wrap-around windows and a beautifully designed helm console, the Pilothouse affords excellent visibility to all those fortunate enough to experience it.

Audio & Visual Equipment

- Control4 Audio/Video System throughout

Master Stateroom

Forward from the stateroom foyer is the Master Stateroom, with port and starboard cedar walk-in closets outboard. A centerline king-sized berth is set against the forward bulkhead with bedside tables and reading lights on either side. Flanking the Master berth to port and starboard are gorgeously crafted drawer bureaus with abundant storage. Above are opening portlights with custom window treatments. The Master Stateroom is furnished with a complete entertainment system that includes: LG LED LCD TV, LG Blu-Ray Player, DirectTV HD SAT Receiver, and phone set. His and Hers Heads are located forward and may be accessed from either side of the berth. A large marble-lined shower separates the two heads. Floors and countertops in the Heads are marble, with under mount sinks.

Guest Staterooms

There are port and starboard double staterooms aft from the Foyer with arched doorways mimicking the Master Stateroom entry doors. The port Guest Stateroom is a VIP cabin, with an athwartship queen berth. The starboard Guest Stateroom has twin lower berths. Both Guest Staterooms are furnished with cedar hanging closets, built-in dressers, and integral entertainment systems that includes: LG LED LCD TV, LG Blue-Ray Player, DirectTV HD SAT Receiver, as well as phone sets. Each stateroom boats an en-suite marble-lined head and shower

Crew Quarters

The Crew Quarters are all the way forward, accessed by a stairway from the Galley "Country Kitchen" area forward of the Pilothouse. At the base of the stairway is the crew laundry area, with the Crew Head and shower to port. The Crew cabin is forward with upper and lower berths and a hanging locker on the opposite side. The Crew cabin also has its own entertainment center and telephone. The laundry center and extra refrigerator is in the Crew Quarters. The Crew Head is forward with a separate stall shower. There is an escape hatch/skylight to the Foredeck from the Crew cabin.

Electronics & Navigational Equipment

- Naiad hydraulic bow thruster
- Bow thruster controls
- CPlath Gyro Compass
- CPlath Navipilot Autopilot

- Furuno Navnet and Radar
- Icom IC M127 VHF Radio
- (4) Icom UHF Crew Radios
- (3) LG Flats Screens
- B&G HS 2000 Depth and Speed Indicator
- B&G Wind Indicator
- Simrad EVO II with Navionics
- Simrad Radar
- FLIR
- Nobletec Time Zero
- (1) Northstar 6000GPS Chart Plotter
- Elbex Closed-Circuit Camera monitor with Aft Deck, Engine Room cameras and FLIR
- Koopnautic SeaRocq stabilizers
- KVH Electronic compass
- Panasonic super hybrid phone set
- Kobelt engine controls
- Caterpillar engine vision monitors
- Brother Inkjet printer/copier
- Lenovo PC ship's computer
- Danforth Magnetic compass
- CPlath Autopilot station
- CPlath Rudder indicators
- ACR Halogen search light
- Kahlenberg air horn
- Kahlenberg air whistle
- CAT Controls and digital monitors
- Port and starboard wing stations with throttle, gear, and thruster controls
- VDO Generator instruments
- Icom ICM127 VHF radio
- Burger custom alarm panel
- Control4 Audio/Video System

Flybridge

- Poly Planar AM/FM CD player
- PP Exterior speakers mounted on the radar arch and also on Aft Deck
- Skyvue LED Outdoor 52" fold-down flat HD TV with dedicated receiver

Deck Equipment

- Sunpad on Foredeck

- Dual port and starboard boarding gates
- Integral Swim Platform
- Hot and cold shower Swim Platform
- Removable aluminum swim ladder
- Recessed stainless steel Swim Platform cleats
- Fore and aft shore cable reels
- Foredeck escape hatch from Crew Quarters
- Flybridge flood lights and courtesy lighting
- Forward trunk cabin Bosun's locker
- Port and starboard Foredeck fixed dunnage boxes (Aft Deck)
- Dual Maxwell 3500 Aft Deck capstans
- Teak varnished cap rails
- Stainless steel handrails
- Covers for Flybridge console, seating and tender
- Maxwell 3500 Hydraulic driven anchor windlass with chain sprocket
- Bruce 80 kg anchor w/ 350' chain rode
- Marquipt 6-step Tide Ride Stair System
- Hull material is aluminum series 5086H116
- Nautical Structures EX2000FB Hydraulic/Electric Davit
- 2011 15' Novurania, 90 hp Yamaha outboard
- Revere Offshore Commander Life Raft
- Stainless steel side mounting boarding ladder
- Aft Deck furniture
- Shaft spurs
- Port and starboard name board side lighting
- Built-in steps to top of trunk cabin
- Fresh water wash-down bow, stern and Flybridge
- Compressed air quick connect fittings, Foredeck and Flybridge

Electrical Systems

- Atlas Shore Power 40 KVA Classic frequency converter
- 12/24V AC & 110/220V DC systems
- (2) KiloPak 45 kW generators in sound shields, approx.
- Fore and aft Shore Cable Reel Systems, 75' cable on each
- 12V & 24V Sentry automatic battery chargers with back-up
- Engine Room fluorescent (110V) and incandescent (24V) lighting
- Intrusion Alarm System
- (2) 24V Gel battery banks, engine starting and emergency lighting
- (2) 12V Gel battery banks generator
- Engine Room distribution panel and gauges
- Hull corrosion monitor
- Paladin electric in/out monitor

- 110/220V AC, 60 Hz 3-phase, four wire electric supply system
- Atlas SmartBox Seamless Generator Transfer Controller GTC2
- (2) 50 Amp 120/240V Boost Transformers
- 24V Emergency Lighting System

Engine & Mechanical Equipment

- Caterpillar 3412 main engines 1400 HP
- ZFBW 255 reduction gear Drives
- MarineAir chilled water air conditioning, (1) 5 ton and (1) 6 ton chiller for a total of 11 ton capacity
- Naiad 12SHT hydraulic driven bow thruster
- Jastram hydraulic steering system
- Port and starboard wing control stations w/throttles, gears and thruster controls
- Engine room manual backup engine controls
- Engine room remote engine starts and gauges
- (5) Pilothouse windshield washers and wipers
- Koopnautic stabilizers
- Engine mounted hydraulic stabilizer pumps
- Tides Marine dripless stuffing boxes
- Walker airseps for main engines
- Generator PTO for hydraulic bow thruster and windlass
- Kahlenberg air horns
- Kahlenberg air whistle
- ACR Halogen searchlight Engine Room mounted 220V compressor and air storage tank
- Port and starboard 220V engine room blowers
- Port and starboard raw water sea chests
- Automatic and Manual Engine Room Fire Suppressant CO2 System
- Alfa Laval fuel centrifuge system
- Diesel fuel overfill protection system
- Dual Racor fuel filters for each main engine
- Racor fuel filters for each Genset
- 110V fuel transfer pump
- (2) 12V Fuel priming pumps
- Fill Rite fuel transfer gauge
- Oil change manifold
- Leeson oil change pump, 110V
- (2) Oil reservoir tanks, 140 gal.
- Watermakers Inc., 1000 gpd watermaker
- (6) Headhunter fresh water toilets
- (2) Headhunter fresh water pumps
- (2) 40 Gallon stainless steel hot water heaters

- Headhunter Tank Level Monitor System
- Hersey Pneumatic Tank Level Monitor System
- Dual Headhunter expansion tanks
- Fore and Aft Shore Power Reel Systems
- (2) Camera Closed Circuit Elbex Monitor System
- (7) Panasonic Hybrid phone sets
- KVH HD7 Digital Satellite TV Antenna System
- (7) Independent SATTV receivers
- Engine Room stainless steel sink
- Engine Room work bench with bench vise
- Headhunter Tidal Wave MSD
- (2) Torrid Marine Grade 30 gallon Hot Water Heaters (2016)
- Oil Samples pulled at every oil change
- Heat Exchangers and aftercoolers (2016)
- New exhaust mixers (2016)
- Service stabilizers (2015)
- Spare set of Propellers

Exclusions

"CHECKMATE" is a registered name and does not convey. Exclusions are to include but are not limited to, all owner's personal items. A detailed list of exclusions will be provided at the time of sale, upon written request.

Exclusions

Owner's personal belongings.

Disclaimer

The Company offers the details of this vessel or yacht in good faith but cannot guarantee or warrant the accuracy of this information nor warrant the condition of the vessel. A buyer should instruct his representatives, agents, or his surveyors, to investigate such details as the buyer desires validated. This vessel or yacht is offered subject to prior sale, price change, or withdrawal without notice.

PHOTOS

Aft Deck



Aft Deck




Salon



Salon



Salon



Salon / TV Up



Salon / TV Down



Bar



Dining



Powder Room



Galley



Galley



Galley / Dinette



Pilothouse / Helm



Pilothouse / Settee



Master Stateroom



Master Stateroom



Master Stateroom



Master Head



Guest Stateroom



Guest Head



Guest Stateroom



Guest Head



Guest / Washer and Dryer



Crew Quarters



Flybridge / Helm



Flybridge



Flybridge / Starboard



Flybridge / Port



Flybridge / TV Up



Flybridge / TV Down



Fore Deck



Foredeck




Boat Deck



Engine Room




Engine Room



Engine Room




Engine Room




Other Profile



Other View



Aft View



CONTACTS

Andrey Shestakov, leading yacht broker of the sales department of Shestakov Yacht Sales Inc. Shestakov Yacht Sales Inc., the official representative of the Miami/Fort Lauderdale FL headquarters.

Contact details

Email: **andrey@shestakovyachtsales.com**

Web: shestakovyachtsales.com/en/

Telephones

USA: **+1(954)274-4435**

Office hours

Monday – Saturday: **9:00 - 21:00** EDT

Sunday: **closed**

Address



Harbour Towne Marina, 850 NE 3rd St, STE 213, Dania, FL 33004