

## THEODORE — SELENE



**Судостроитель:** SELENE

**Год постройки:** 2005

**Модель:** Траулер

**Цена:** ЦЕНА ЯХТЫ ПО ЗАПРОСУ

**Местонахождение:** United States

**Длина общая:** 53' 0" (16.15m)

**Ширина:** 16' 8" (5.08m)

**Мин. осадка:** 5' 7" (1.70m)

**Макс. осадка:** 5' 9" (1.75m)

**Крейс. скорость:** 8 Kts. (9 MPH)

**Макс. скорость:** 12 Kts. (14 MPH)

Купить **Theodore — SELENE** а также выбрать подходящую вам яхту из нашего **каталога яхт** вам поможет опытный яхтенный брокер Андрей Шестаков. На сегодняшний день компания **Shestakov Yacht Sales Inc.** имеет большое количество яхт в **собственном списке продаж**, а также тесно сотрудничает со всеми крупными **яхтенными производителями** по всему миру.

Для того чтобы купить яхту **Theodore — SELENE** а также проконсультироваться по любому вопросу связанному с покупкой, продажей, чартером яхт позвоните по телефону **+7(918)465-66-44**.

# ОГЛАВЛЕНИЕ

---

ОГЛАВЛЕНИЕ	2
ХАРАКТЕРИСТИКИ	5
Обзор	5
Основная информация	5
Размеры	5
Скорость, вместимость и масса	5
Размещение	6
Корпус и палуба	6
Информация о двигателе	6
ПОДРОБНОЕ ОПИСАНИЕ	7
Some Very Special Features	7
Cockpit and Swim Platform	7
Salon	8
Galley	9
Commissary	9
Optional Second Stair to Below Decks	9
Pilothouse	10
Navigation Electronics and Instruments	11
Master Stateroom and Head	12
Forward Hallway	13
VIP Stateroom	13
Guest Single Stateroom/Office and Den	14
Flybridge / Boat Deck	14
Foredeck	15
Side Decks	15
Engine Room	15
Plumbing Systems	17
Electrical Systems	17

Getting Ashore	17
Исключения	17
ОТКАЗ ОТ ОТВЕТСТВЕННОСТИ	17
ФОТОГРАФИИ	18
Stairs to Flybridge from Cockpit	18
Extended Salon Table	18
Salon Starboard	18
Salon Port	18
Salon Looking Aft	18
Salon TV	19
Galley	19
Stairs to Master Stateroom	19
Master Stateroom	19
Master Bath	19
Pilothouse	19
Pilothouse Settee	19
VIP Stateroom	19
VIP Bath	20
Third Stateroom/Office	20
Office Desk	20
Companionway to Flybridge	20
Flybridge	20
Flybridge	20
Flybridge Gas Grill and Sink	20
Bridge Deck	20
Stainless Davit	21
Foredeck	21
Foredeck Seating	21
Lazarette	21

---

Engine Room	21
Portside Cummins Engine	21
Yanmar 54 hp Wing Engine	21
Northern Lights Genset	21
On the hard for service & paint	22
HRO Watermaker	22
Get home gear/prop speed	22
Bow Thruster	22
Stern Thruster	22
Stabilizer just serviced	22
A great dink	22
<b>КОНТАКТЫ</b>	<b>23</b>
Контактная информация	23
Телефоны	23
Время работы	23
Адрес	23

# ХАРАКТЕРИСТИКИ

## Обзор

Theodore is a proven ocean trawler, equipped for extended cruising or living aboard from Alaska to Mexico and Bahamas, and Florida to Maine. She is a head-turning beauty comprehensively equipped for safe and reliable boating anywhere. Additionally, she has done the Down East Circle Loop and her air draft is therefore capable of the Great Loop as well. Carefully maintained at all times. A more complete gallery of pictures, CAD drawings of the ship, and detailed description is available on request.

## Основная информация

**Тип судна:** Траулер

**Модельный год:** 2005

**Год постройки:** 2005

**Страна:** United States

**Верх:** Bimini Top

## Размеры

**Длина общая:** 53' 0" (16.15m)

**Длина палубы:** 53' 6" (16.31m)

**Ширина:** 16' 8" (5.08m)

**Мин. осадка:** 5' 7" (1.70m)

**Макс. осадка:** 5' 9" (1.75m)

## Скорость, вместимость и масса

**Крейс. скорость:** 8 Kts. (9 MPH)

**Макс. скорость:** 12 Kts. (14 MPH)

**Водоизмещение:** 95000 Pounds

**Вместимость воды:** 400 Gallons

**Вместимость сточного бака:** 100 Gallons

**Объем топливного бака:** 1350 Gallons

---

## Размещение

---

**Всего кают:** 3

**Всего ком. состава:** 2

---

## Корпус и палуба

---

**Материал корпуса:** Fiberglass

---

## Информация о двигателе

---

**Двигатели:** 1

**Производитель:** Cummins

**Модель:** QSL 9.0

**Тип двигателя:** Inboard

**Тип топлива:** Diesel

---

# ПОДРОБНОЕ ОПИСАНИЕ

---

## Some Very Special Features

---

We'll get into details on every aspect of the yacht, but at the risk of being prematurely redundant, consider a few thoughts: In yachts of this class, superior fit and finish, electronics, stabilizers, etc., are rightfully expected. Theodore has all of these and more. She was designed and equipped to provide the maximum of comfort, safety, boat handling convenience. Perfect for the cruising couple, or even a single-hander. Here are only a few of the reminders of the things a future owner can particularly enjoy, and which in combination distinguish Theodore from most other trawlers in her class:

- A unique remote engine/gearbox/rudder/thruster control that can be mounted at four different forward and aft positions on either side, fore and aft.
- Remote hand-held wireless controller for the Side-Power thrusters. Of great convenience and help docking, undocking, and tending to the anchor.
- 1275 AH of recent AGM batteries to provide electrical loads to sustain normal usage of 120 vac for several days at anchor without the use of the genset.
- 300-amp Balmar alternator to efficiently recharge house batteries, even on short legs.
- Oversized 9 s.f. Naiad stabilizers
- HRO 600 gpd watermaker
- Kabola diesel heater provide silent, even heat throughout. Ideal for extended periods of living aboard without the need to run the reverse-cycle Cruisair HVAC system.
- Video cameras monitoring the ER and aft.
- Fresh bottom paint September 2018.
- The third stateroom is a bona-fide office. For anyone working away from home, this part of the yacht might become a deductible expense as a home office.
- As with any yacht that includes permanent sleeping, cooking, and sanitary facilities, interest on financing could be deductible as a second home.

## Cockpit and Swim Platform

---

The swim step provides easy access from floating docks. Its four removable "staples" and bulwark handrails give easy of egress throughout the stern cockpit door. The Cablemaster power cord compartment is located near the starboard side. A telescoping swim ladder under a double bolted hatch is located centrally. The cockpit provides an extremely pleasant, year around extension of the salon level when enclosed. When the clear, EZ2CY Acrylite window enclosures are installed and the spiral stairs covered it is for all practical purposes an additional weather tight room. The boat can be docked, or handled when fishing, from the rear by the remote engine, thruster and rudder control. The aft shower is very useful for rinsing off after a swim, cleaning shoes, or dog washing.

- In addition to entry from the swim platform the cockpit is entered from port or starboard side doors.
- There is a spiral stair from the cockpit to the boat deck with white Stamoid cover with zippers that can be opened from both the cockpit and boat deck sides.
- There is a large cabinet under the stair and two smaller cabinets beside the stair. The lower of the two smaller cabinets has a 110-volt outlet, and connections for the remote engine controls.
- There are compartments with a faucet

for raw seawater and one for hot and cold fresh water with an attached disappearing shower hose on the aft wall. • A large hatch with pneumatic supports provides access the lazarette. • Scuppers with hinged covers and drains are located in the aft corners.

## Salon

The salon is entered through Diamond Sea Glaze dutch door. A removable screen on the door provides bug free ventilation along with six, large, screened sliding windows equipped with removable, Lexan storm panels for offshore safety. To port is an L-shaped black leather settee that is convertible to a berth, and has storage underneath and behind the back cushions. The beautiful teak inlaid table is adjustable for height, expandable for dining and removable if desired. Forward of the settee is a cabinet with Bose Lifestyle 48 entertainment center, and drawer storage. An LG LED 22-inch flat panel TV is mounted in an enclosable cabinet under the aft side of the galley bar. To starboard are two leather barrel chairs with Ottoman storage. Behind each chair are storage compartments. A three-drawer cabinet is located in the aft, starboard corner, with a small cabinet between the chairs and an eight-drawer cabinet forward. All drawers and cabinet doors are fitted with push button latches to secure them under way. • L-shaped leather settee to port with storage underneath and behind. Settee is expandable to make a berth. The expansion cushion is stored on the pilothouse berth. • Two leather barrel chairs to starboard with Ottomans for storage. • Locking mechanism for the lazarette under aft section of the settee. • Emergency engine battery cut-off switches in a glass fronted cabinet under the aft portion of the settee. • Teak overhead grab rails. • Six large windows with screened, sliding opening and locks. Windows are equipped with unbreakable Lexan storm shields that are stored in the lazarette in canvas pockets when not in use. • Hi-Lo fold-up teak table, adjustable distance from settee, and removable. • Cabinet forward of the chairs adjacent to the galley, with eight drawers • Cabinet between chairs. • Cabinet aft to starboard with glass front top compartment, three drawers and a rear compartment for fire extinguisher. All cabinets have tops fitted with fiddles to restrain objects from sliding off under way. All cabinets have push button latches to secure them under way. • Port side cabinet forward of the settee with drawer and louvered cabinet door enclosing a Bose Lifestyle 48 entertainment center, with four surround-sound speakers near the ceiling and sub-woofer under settee. A satellite receiver connected to gyroscopic antenna on the mast would be provided by new owner's service provider. An additional DIRECTV receiver is located in the master stateroom. • A notebook with location of all through-hulls, safety and fire equipment is located in the drawer of the port side cabinet. • A 22-inch LG LED, flat panel TV is mounted in a recessed closable compartment in the counter between the galley and salon. • A Diamond Sea Glaze Dutch door center aft is fitted with a removable screen enclosure to allow bug-free ventilation. • Cantalupi dome lights with fore and aft sections independently dimmable. • Cantalupi LED reading lights over settee and near chairs. • Rope lights around the salon provide pleasant mood lighting. • Bamboo mini blinds on



all windows • Teak and holly sole. • Emergency fuel tank cut-offs under the forward section of the settee. • Cruisair air conditioning/ reversed cycle heating thermostat and control located in the aft port corner. • Carbon monoxide sensor/alarm located in the aft starboard corner. • 110-volt receptacles in the port and aft corners of the salon. • Switches for forward and aft ceiling lights, and mood light on starboard aft cabinet. • Access hatch to commissary in the sole forward of the salon door.

---

## Galley

---

The U-shaped galley is on the port side forward of the salon. It provides a comfortable, fully equipped food preparation area under way, at anchor or at the dock with large, windowed views to port, starboard and aft. There is ample space for storing provisions and cookware. • U-shaped galley. • Black granite counter and bar tops. • Double stainless-steel sink with Rohl pull-out faucet, spray hose combination • Small faucet for The PurestOne filtered water from canister under sink. Filtered water is also provided to the Raritan icemaker • Tundra model T80 110-volt AC and 12-volt DC, 8 cu ft refrigerator with matching teak panels. • GE Model JVM1790SK combination microwave and convection oven, replaced new July 2011, above the stove, with a built-in light for the stove. • Broan trash compactor. • Four drawers under counter, one of which has a tray for utensils, one with spice rack. • Cabinet under counter between drawer section and compactor. • Force 10 three-burner propane stove and oven with battery powered burner igniter. • Trident Marine propane remote control and gas leak detector and alarm to port of stove. • Storage cabinets above the counter and bar, and above sinks. • Built-in rack for wine glasses above the sinks. • Two cabinets each with three pull-out drawers behind the stove. Drawers are equipped with latches to prevent sliding open under way. • Cabinets above and below the Tundra refrigerator. • Cantalupi ceiling lights and above the bar. Some upgraded to LED

---

## Commissary

---

The commissary is aft of the engine room, accessed through a hatch just inside the salon door. In the starboard side closet is the Magnum MS2812 2800-watt, 110 VAC inverter and 120 amp DC charger located on the forward wall. On the back wall is the temperature control and door for the Grunert cold plate freezer with 6.5 c.f. of storage, and other closets for an additional 8 c.f. of storage. The port side closet has the muffler for the Yanmar wing engine, the manifold and valves for the Kabola heating system, and the Cruisair 3600 BTU compressor for the salon, galley, and pilothouse HVAC.

---

## Optional Second Stair to Below Decks

---

From the galley area, to provide easier access to the lower level, Theodore has the

optional second stair with curved hand rail and overhead handrail. There are five steps compared to eight steps in the forward stair. There is a cedar lined locker for hanging items on the aft wall of the stair, a small, document sized glass cabinet on the inboard wall, and a large, cedar lined locker for hanging items at the starboard side, at the foot of the stair. Above the stair is a glass fronted, two-section lighted cabinet with a shelf with holes for bottles and a glass shelf above it. Above that is a glass-fronted cabinet for curios or other small items. Both cabinets have lights with independent switches that can be set to turn lights on manually or automatically when cabinet doors open. A most important feature of the second stair is the ability to close a door to the master stateroom while accessing the engine room. This provides privacy and an additional level of sound isolation for occupants of the master stateroom yet provides easy access to checking the engine room during long passages. The second stair also provides additional egress from the lower level in case of emergency.

## Pilothouse

---

The Selene 53 pilothouse is a command center of extraordinary utility and comfort. Forward raked windows provide shading and minimize glare. Air conditioning, heat, window defrosters, powerful windshield wipers, Diamond Sea Glaze doors, and more provide an all-weather, secure and comfortable environment for piloting the boat. Theodore is fitted with a comprehensive suite of navigation and system equipment. • L-shaped, black leather settee • Teak table • Raritan icemaker behind louvered door - new motor 2018 • Speakers for the independently controllable unit of the Bose Lifestyle 48 system are mounted in the ceiling with a dedicated wireless controller for this part of the system. • Chest of drawers near port side door, two 6-inch-deep drawers, one with the comprehensive CAD drawings for the boat, and a lower file-sized drawer with complete collection of manuals for all equipment. • Cruisair fan control for heat exchange unit • Louvered cabinet doors below the raised area to access the air conditioner heat exchanger and storage. • Small lockers under steps to the settee. • Lockable storage cabinet behind settee. • Deep storage bin under the port side settee. • Manual remote release for the engine room fire extinguisher. • 110-volt outlet below settee. • Outlet for Simrad remote AP27 autopilot control. Allows driving while seated at the settee. • Cantalupi white ceiling lights. • Independent red Cantalupi lights over the console for night operations. • Diamond Sea Glaze Dutch doors. • Detachable screens for the Dutch doors and sliding hatch to the fly bridge. • Overhead clear Manship hatch with Ocean Air sliding cover and sliding screen. • Watch berth extendable to six ft behind the settee • Reading light and book rack at starboard end of the watch berth. • Teak overhead hand rails on ceiling an over stairs. • Teak rail on salon-to-pilothouse stairs. • Cantalupi lights on steps to pilothouse • Light switches and dimmers for salon and galley on port side wall ascending to pilothouse. • Thermostat for Kabola hydronic furnace on wall adjacent to switches. • Doors to the cabinet above the refrigerator high on port side of stair well. • Tall cabinet next to icemaker.

## Navigation Electronics and Instruments

• A counter area to port with 110-volt outlet, phone jack for the Charles System telephone/intercom system and serial port allowing a laptop computer to access GPS information and control the autopilot. • A glass-fronted door at the far port side, below the counter encloses the master house battery switch, forward holding tank level indicator, and switches to manually or automatically control all bilge pumps. • Controls for turning on, aiming and focusing the Francis spotlight are located on the right panel. • The Yanmar wing engine start and stop switch and display are located on the right panel. • The Cummins SmartCraft display for the main engine is located on the right side console panel. • Main engine ignition and start switches are located forward of the Glendinning control. • Forward and aft thruster controls are to right of Glendinning control. • The main engine electronic Glendinning control is mounted right of center on the console. • Hynautic throttle and gear box controls for the Yanmar wing engine are mounted left of center on the console. • There is a Professional Mariner Zinc Saver II, 50 Amp galvanic isolator mounted in the cabinet under the console. • There is a Digital Antenna cell phone amplifier mounted in the cabinet under the console. • Console switches include: heater/defroster fan, control for ACR spotlight, switch for the Maxwell 2200 windlass allowing lowering and raising the anchor, controls for the Exalto wipers, switches for horn, fly bridge light and panel lights, switch for Sea Me active radar reflector, analog rudder position meter, switches for Nobeltec radar, selection of video camera, remote switch for navigation computer and Xantrex charge managing switches. • A graphic display of the boat with lights showing electrical activity for lights and bilge pumps are on the port side aft-facing, overhead panel as is a panel showing the condition of the engine room fire suppression system. • The controls for NAIAD 254 stabilizer are mounted on the side overhead panel facing inward. • An Echo pilot FLS-II forward looking sonar display is mounted at the port side of the overhead panel. • Simrad IS15 instruments include two Multi displays and a Wind display above the console, a Multi display on the fly bridge, and a Combi display in the master stateroom. The Simrad system has a dedicated GPS. • An Icom 802 SSB is mounted on the inward face of the starboard overhead. • Simrad AI80 class A AIS interfaced to the HP Navigation w/Time Zero computer/chart plotter. The AI80 has a dedicated, backup GPS, and dedicated VHF antenna. The display and control are mounted at the starboard end of the overhead panel. • A remote command microphone connected to the flybridge Icom 602 VHF radio is mounted near port side door. All remote microphones replaced new 2017. • A Furuno Model SC50 satellite compass provides Lat/Lon, and heading data for the entire navigation system. The display is on the port side fascia above the window. • A 5-inch Richie compass with cover is mounted on a pedestal on top of the console. • Simrad AP25 autopilot with two redundant fully connected rudder control pumps. The AP25 receives waypoint and navigation information from Nobeltec Admiral software on the navigation computer or from the Furuno chart plotter. A laptop computer with navigation software can also be used. • The AP25 receives location and heading data from either a dedicated Simrad Magniflux compass or from a Furuno SC 50 satellite

compass networked to the navigation computer. • Simrad AP27 full function remote control that can be plugged in to receptacles below the pilothouse settee, in the forward Portuguese bridge or the portside locker in the cockpit. • The AP25 receives location and heading data from either a dedicated Simrad Magniflux compass or from a Furuno SC50 satellite compass networked to the nav computer. • Simrad AP25 autopilot with two fully connected and redundant rudder control pumps. The AP25 receives waypoint information from the Nobeltec Time Zero (2018) software on the nav computer or from the Furuno chart plotter. A laptop computer with nav software can also be used. • HP solid state drive navigation computer with Nobeltec Time Zero nav software installed. It includes comprehensive charts for the East Coast of US and Bahamas • Nobeltec 48-inch open array radar with MARPA target tracking is integrated with the system. The computer is controllable by wireless keyboard, wireless pointing device, or wired or wireless mouse. • Also installed is software to display video from two cameras in the engine room and an aft-facing camera in the cockpit. • The navigation computer displays to a dedicated Big Bay, 17-inch, daylight visible display with fully dimmable control to adjust brightness for daylight or night lighting. Replicated on bridge on 14" Big Bay display. • Furuno model GD1900C-BB black box chart plotter displaying to a second dedicated Big Bay 17-inch display. The Furuno system has a 48-inch open array radar with MARPA hardware for target tracking. Keyboard is on the console. • Furuno GD1900C 10-inch integrated display with remote control. • The Furuno system includes a dedicated GPS and depth sounder/fish finder. • Zinc saver under console • A large glass fronted door encloses the master electrical panel with circuit breakers for the entire electrical system. • To the right of the main panel are located the displays and controls for the Sea Tel satellite television receiver, the Magnum inverter, the HRO watermaker, the house battery monitoring system, circuit breaker for the Maxwell 2200 anchor windlass and an inclinometer to display the roll level of the boat. • A center-line, hand-crafted teak wheel manually operates the Hynautic rudder steering system. • A unique, remote engine/gearbox/rudder/thruster control that can be quickly mounted at four different forward and aft positions on both sides and connected to the boat control systems by a 25 ft control cable. • Remote wireless, hand held controller for the Side-Power thrusters. Very useful for adjusting lines and egress to the swim platform while on the dock.

---

## Master Stateroom and Head

---

Accessible via companionways from either the pilothouse or the salon, the master stateroom is in the center of the boat. The berth is queen-sized with a 10-inch foam mattress aligned fore and aft. There is storage under the bed for unused cockpit enclosures atop the 200-gallon aft fresh water tank. There are reading lights and cabinets with a drawer at each side of the bed. There are two large drawers under the foot of the bed and small cabinets under the sides of the bed. The door closing the stair from the salon is to starboard. • 22 in Panasonic flat panel TV connected to DirecTV or

Bose receiver from the salon • Two full length cedar-lined closets automatically lighted when opened and heated by the Kabola furnace (no damp clothes) • Kabola heaters under the bed and teak floor (warm feet when it gets colder) • Spacious counter with covered, mirrored vanity table, cabinets and drawers below; additional glass fronted cabinets including bookcase/linen cabinet • Lockable doors fore and aft of the stateroom • Carbon monoxide and smoke detector alarms • 110volt outlet, room light switches, Kabola furnace zone thermostat, and an IS15 Combi instrument connected to the pilothouse instruments • Cantalupi overhead and LED reading lights on either side of the bed • Two Manship port windows with screens located on the port side wall • A hatch in the floor provides access to the amidships bilge pump, the master shower sump pump and the macerators and sea cocks The master head and shower with Tecma fresh water head, black marble floor, sink with black granite counter top, and wide mirror is to starboard. There are storage cabinets with push button latches above the shower seat, above the sink, forward of the sink, beside the head and behind the head. • Teak grate and slatted teak seat in shower • Optional controlled temperature and water flow shower faucet even if water is used elsewhere on the boat • Storage cabinets in shower stall • Electric towel warmer • The Master head has its own 60g holding tank • Level indicator for master-head holding tank • Kabola heat exchanger controls under the sink • Two Manship port windows with screens located on the starboard side wall

---

## Forward Hallway

---

Just forward of the master stateroom door on the port side is the Bosch vented dryer. The Bosch washer is located at the halfway landing of the stair to the pilothouse. Both washer and dryer have louvered, cabinet doors to conceal them when not in use.

---

## VIP Stateroom

---

Accessible via companionways from either the pilothouse or the master stateroom the VIP stateroom is forward. The centerline berth is queen-sized with a six-inch foam mattress. There is storage under the berth for flat objects atop the 140-gallon fresh water tank. • 12 in Panasonic flat panel TV • Two full length cedar-lined closets automatically lighted when opened and heated by the Kabola furnace (no damp clothes) • Counters fore and aft on either side of the bed with covered lockers within and cabinets and bookshelves above • Three deep, large lockers forward of the bed • Cantalupi dome and reading lights at either side of the bed • Drawer under the foot of the bed and a door for access to the two-forward thruster batteries (new in November 2011) • Under the forward part of the bed is the forward water-tight bulkhead with the motor for the Side-Power thruster and a bilge pump • Three 255 amp-hr Lifeline AGM house batteries combined with two from the lazarette allow use of enough power (1275 AH) to run most 120v equipment and systems at anchor without the genset. • Carbon monoxide and smoke detectors • 4 port holes with

screens • Ocean Aire stainless steel hatch with screen and opaque cover • Telescope escape ladder in the overhead hatch

## Guest Single Stateroom/Office and Den

The guest head is located on the starboard side near the VIP stateroom. It has a Tecma, fresh water head, black marble floor, black granite sink counter, and shower with thermostatic temperature control faucet. There are cabinets above the sink, below the sink, on the forward wall and over the shower seat. • Teak grate and slatted teak seat in shower • Optional controlled temperature and water flow shower faucet even if water is used elsewhere on the boat • Storage cabinets in shower stall • Electric towel warmer • The guest head has its own 40g. holding tank • Level indicator for guest-head holding tank • Kabola heat exchanger controls under the sink • Two Manship port windows with screens located on the starboard side wall

## Flybridge / Boat Deck

• Atop the pilothouse are located the ACR spotlight, the Francis spotlight, and the speaker/hailer/fog horn driven by the pilothouse Icom 602 VHF • Forward access from stairs from the pilothouse through a sliding hatch, lockable either in closed or open position by a sliding bolt • Aft access is from spiral stairs from the cockpit through a canvas cover over the safety rails around the opening in the deck. This provides quick up and down route so helpful in docking and dinghy launching • A hinged radar arch and white, Stamoid Bimini cover on a stainless-steel frame shelter the driving and seating area • A tinted windshield forward replaced in 2018 • The hinged, glass-fronted, console has a Simrad IS15 multi display, Icom 602 VHF with remote command microphone in the pilothouse, Big Bay 14-inch display paralleled to the pilothouse navigation computer display, 12-volt DC outlet, and Simrad AP26 autopilot control • The chart plotter display mirrors the main navigation computer that is operated from the flybridge using the portable wireless keyboard and pointing device from the pilothouse. • Glass-fronted map compartment • 5-inch Richie compass • ACR spotlight control • Forward and aft thruster control • Glendinning engine/gearbox control • Horn button • Stainless steel, destroyer-style wheel • Two Todd helm chairs with new cushions 2018 • Upgraded extended settee with gray and black, striped Sunbrella covered cushions. Settee cover replaced in 2018 • Separate storage under the aft settee for the motors for the hydraulic davit • Separate storage under the port settee for three, sturdily mounted, 20 lb. propane tanks for the galley • Waeco 106 liter (3.7 cubic ft) 110 AC/12-volt, refrigerator with insulated jacket, that can be set as a freezer if desired • Varnished teak cup holders port and starboard • Force 10 barbecue with two 10 lb. propane tanks in a cabinet below • Sink with cold water tap, and a cabinet below • Radar arch supports Furuno and Nobeltec 48" open array radars, 2 VHF radio antennas, antenna for the SSB all on a mast. • Speakers for the independently controlled flybridge Bose sound system • Aritex, polished stainless steel,

600 kg (1320 lb.) hydraulic davit • Dinghy chock system that can be removed and stored between the davit and the stairway • Stamoid weather cover for stairway to cockpit new in 2018 • A six-person Viking life raft with hydrostatic release on the starboard side rail • Flagstaff with 3 ft by 5 ft US flag and cover at the aft end of the boat deck • Hinged radar arch with Furuno and Nobeltec 48-inch open array radars, two VHF radio antennas, antenna for the SSB, and a mast • Mast with SC50 satellite compass antenna and the Sea Tel stabilized satellite TV antenna at the top • Sea Me active radar reflector, antenna for a Wi-Fi booster, a VHF antenna for the AI80 and Wave Call 3000 satellite phone antenna

---

## Foredeck

---

- Varnished teak mast mounted on the bowsprit rail for the owner's burgee or other signals
- Varnished teak mast mounted on the bowsprit rail for the owner's burgee or other signals
- Genuine Bruce 110 lb. anchor on the starboard side and an 88 lb. Delta anchor on the port side of the bowsprit
- Each anchor fitted with 400 ft of 3/8 inch steel chain connected to the anchor by a clevis and swivel link
- Cable lock downs for each anchor while under way
- Raw water, and a fresh water faucet for washing down the anchors
- Forward 50A, two 30A and cable/telephone Marinco receptacles with covers
- Foot switches for lowering and raising an anchor
- Large stainless-steel Samson post
- Stainless cleats in recessed hawse holes both sides
- Scuppers both sides
- Deck drains both sides
- Dock boxes for storage of lines and other gear on the port and starboard sides
- Seat with cushions centrally in the forward side of the Portuguese bridge
- Door to the foredeck near the starboard side of the Portuguese bridge
- Lockable cabinets in the Portuguese bridge.

---

## Side Decks

---

- Mounts for remote engine/gearbox/rudder/thruster controls or downriggers at the port and starboard inside corners of the Portuguese bridge and cockpit
- Electrical connections for the remote controls inside the center cabinet
- High side door located on the starboard side opposite the pilothouse door
- Eight special fixtures for adjustable hanging of fenders located along the sides below the cap rail
- Recessed hawse holes and stainless cleats for attaching lines
- Overhead fishing rod holder on port side deck ceiling aft
- Lighted steps from pilothouse level to cockpit level
- All overhead lights changed to LED
- Drains at forward end of lower side deck and aft corners of the cockpit.
- Video camera mounted on the ceiling looking aft can be displayed on the main navigation computer display.

---

## Engine Room

---

The engine room is entered from the double-dogged, watertight bulkhead door at the

bottom of the salon stairs, or through a hatch and ladder in the galley floor. It is lit by both incandescent and fluorescent lights. It never fails to impress boaters and marine professionals by its solid design, construction and spaciousness. The engine room, including hatch and door is lined with 3" of Sound Down insulation. There is ample space to access all equipment comfortably. There are video cameras fore and aft that display on the pilothouse computer for remote monitoring.

- Cummins QSL 9 electronic main engine with common rail diesel fuel injection
- SPURS on 3" shaft
- 4-bladed Nibral prop
- Twin Disc transmission with PTO for hydraulics
- A 300-amp Balmar 98-12-300 alternator on the forward end of the main engine
- Bow and stern thrusters
- Reverso oil change system connected to the main engine sump, the main gearbox and the Northern Lights genset
- Heat exchanger providing heat from the main engine to be directed into the Kabola system
- Northern Lights 12 KW motor/generator set
- Yanmar 4JH4E 54 HP mechanically injected diesel backup engine and transmission. Drives 3-bladed MaxProp feathering prop with PYI dripless seals on 1.25" shaft.
- SPURS line cutter on shaft.
- Manifold valves for hot and cold fresh water to sinks, showers and toilets, sea water to fore and aft deck washdown, and windshield washers
- Reservoir for glycol fluid in the Hynautic throttle and gear box actuators
- Hynautic actuators with cable linkage to the backup facility of the Glendinning main engine controls
- Fuel manifold with ball valves for fuel inlet and return
- Dual Racor 751000MAX filters with vacuum sensing gauge for the Cummins engine.
- A telephone/intercom handset
- Sounders and speed sensors for the Simrad IS15 instrument system
- Glendinning electronic unit with manual backup
- Reservoir for the NAIAD stabilizer hydraulic oil
- Selector valve to use the pilothouse Hynautic controls to operate the Yanmar wing engine or the mechanical backup to the Glendinning electronic unit
- Manifold and valves to select whether fresh water draws from the forward or amidships water tanks
- Rule 3700 gallon per hour bilge pump for the engine compartment
- Switch to allow house batteries to connect in parallel to the engine starting batteries if needed
- Two separate fresh water pumps, a Groco Paragon and a Headhunter Excalibur XRS-124, with manifold, valves and electrical switch to select either pump.
- NAIAD stabilizer fin actuators port and starboard
- NAIAD hydraulic pump with through-hull and strainer for seawater cooling of the reservoir
- Fireboy FE241 automatic fire suppression system w/manual release in pilothouse
- The Furuno fish finder sounder,
- Starboard and port 660-gallon fuel tanks with access ports
- Fuel level, indirect, magnetic sight-gauges with valve to close when not in use
- Dual Racor 75/500MAX filters with vacuum gauge for the genset
- Mastervolt AGM Main engine start battery for the Cummins new July 2012
- Mastervolt AGM start battery shared between the genset and wing engine new 2012
- Through-hull valves and strainers for genset, Cummins engine, Yanmar engine and air conditioning raw water
- Video cameras that display at the pilothouse navigation PC.
- Cruisair 36000 BTU air conditioning compressor for the stateroom level of the boat
- A pump, through-hull valve and strainer for raw water washdown.
- ESI fuel polishing system
- Video camera which displays in the pilothouse
- Racor 500MA filter for the Yanmar engine
- Pump for the raw-water cooling of the air conditioner compressors
- Fireboy FE241 automatic fire suppression system with remote manual release in the



pilothouse • Torrid MVS 20 hot water heater with valve and plumbing to allow the Kabola furnace to heat water, and to allow the main engine to heat water while under way • Newmar PT-70a 70amp battery charger • Xantrex battery charge monitors and distributors

---

## Plumbing Systems

---

• HRO 600 GPD watermaker with new ETD pump 2016 • New raw water supply pump 2016 • New spare membrane • Kabola 14kW diesel furnace • Grunert cold plate freezer

---

## Electrical Systems

---

• Shore-side 50-amp power inlets fore and aft • 120v/240v circuitry throughout as required • Northern Lights 12kW genset • Newmar 70-amp battery charger • Xantrex battery charge monitor • Battery disconnect switch in salon • 5 Lifeline AGM batteries for house • 2 Engine and genset starter batteries • Prosine inverter/charger

---

## Getting Ashore

---

• On the boat deck is a 12' Rendova center console RIB • 50 hp Evinrude E-tec engine

---

## Исключения

---

При продаже яхты исключаются личные вещи владельца.

---

## Отказ от ответственности

---



Компания предоставляет описание судна или яхты добросовестно, но не может гарантировать точность этой информации, а также не ручается за техническое состояние. Покупатель должен проинструктировать своих агентов или оценщиков исследовать представленную информацию более подробно, по собственному желанию. Продажа судна или яхты, изменение цены или снятие с продажи будет происходить без предварительного уведомления.

# ФОТОГРАФИИ


---




**Stairs to Flybridge from Cockpit**




**Extended Salon Table**



**Salon Starboard**



**Salon Port**



**Salon Looking Aft**



**Salon TV**



**Galley**



**Stairs to Master Stateroom**



**Master Stateroom**



**Master Bath**



**Pilothouse**



**Pilothouse Settee**



**VIP Stateroom**



**VIP Bath**



**Third Stateroom/Office**



**Office Desk**



**Companionway to Flybridge**



**Flybridge**



**Flybridge**



**Flybridge Gas Grill and Sink**



**Bridge Deck**



**Stainless Davit**



**Foredeck**



**Foredeck Seating**



**Lazarette**




**Engine Room**



**Portside Cummins Engine**



**Yanmar 54 hp Wing Engine**



**Northern Lights Genset**



**On the hard for service & paint**



**HRO Watermaker**



**Get home gear/prop speed**



**Bow Thruster**




**Stern Thruster**



**Stabilizer just serviced**



**A great dink**



# КОНТАКТЫ

---

Андрей Шестаков (Andrey Shestakov) – ведущий яхтенный брокер отдела продаж яхт и судов компании Shestakov Yacht Sales Inc. Официальный представитель Shestakov Yacht Sales Inc. для русскоговорящих клиентов в центральном офисе компании в Майами/Форт Лодердейл/Флорида/США.

## Контактная информация

---

Email: **andrey@shestakovyachtsales.com**

Web: [shestakovyachtsales.com](http://shestakovyachtsales.com)

## Телефоны

---

Краснодарский край: **+7(918)465-66-44**

США, Майами, Флорида: **+1(954)274-4435**

## Время работы

---

Понедельник – Суббота: **9:00 - 21:00** EDT

Воскресенье: **Закрыто**

## Адрес

---



Harbour Towne Marina, 850 NE 3rd St, STE 213, Dania, FL 33004