

SOL MATE — PURSUIT



Builder: PURSUIT

Year Built: 2000

Model: Sport Fisherman

Price: PRICE ON APPLICATION

Location: United States

LOA: 30' 0" (9.14m)

Beam: 10' 6" (3.20m)

Max Draft: 3' 3" (0.99m)

Cruise Speed: 21.72440605 Kts. (25 MPH)

Max Speed: 26.06928726 Kts. (30 MPH)

Our experienced yacht broker, Andrey Shestakov, will help you choose and buy a yacht that best suits your needs **Sol Mate — PURSUIT** from **our catalogue**. Presently, at **Shestakov Yacht Sales Inc.**, we have a wide variety of yachts available on **our sale's list**. We also work in close contact with all the big **yacht manufacturers** from all over the world.

If you would like to buy a yacht **Sol Mate — PURSUIT** or would like help answering any questions concerning purchasing, selling or chartering a yacht, please call **+1(954)274-4435**

TABLE OF CONTENTS

| | |
|--------------------------------|----|
| TABLE OF CONTENTS | 2 |
| SPECIFICATIONS | 5 |
| Overview | 5 |
| Basic Information | 6 |
| Dimensions | 7 |
| Speed, Capacities and Weight | 7 |
| Accommodations | 7 |
| Hull and Deck Information | 7 |
| Engine Information | 7 |
| DETAILED INFORMATION | 8 |
| Information | 8 |
| Exclusions | 8 |
| Disclaimer | 8 |
| PHOTOS | 9 |
| Starboard View | 9 |
| Starboard Stern | 9 |
| Swim Platform | 9 |
| View From Aft | 9 |
| View of Bow/Anchor/Windlass | 9 |
| Electric Windlass | 9 |
| Deck View Looking Aft | 9 |
| View of Hard-Top | 9 |
| Great Fishing Space in Cockpit | 10 |
| View of Helm Area | 10 |
| View of Cockpit Cover in Place | 10 |
| Starboard Side View with Cover | 10 |
| View of Bait Box Seat | 10 |
| Bait Well | 10 |

| | |
|---|----|
| View of Starboard Rear Seat | 10 |
| Freezer in Cockpit | 10 |
| View of Cockpit Sink/Freezer | 11 |
| "L" - Companion Seat | 11 |
| Helm Seat | 11 |
| Ritchie Compass | 11 |
| Morse Engine Controls - Shifters | 11 |
| Helm Switches | 11 |
| Helm Switches | 11 |
| VHF Mike | 11 |
| Speed/Depth/Log - Tridata | 12 |
| Raymarine C120 Plotter | 12 |
| Raytheon Autopilot Control | 12 |
| VHF Radio At Helm | 12 |
| Engine Instruments | 12 |
| Manufacturer Provided Image | 12 |
| Companionway Stairs | 12 |
| Salon Carpet in Excellent Shape | 12 |
| Carbon Monoxide Detector in Salon | 13 |
| Generator Controls | 13 |
| Air Conditioning Control | 13 |
| Electrical Panel | 13 |
| DVD and Stereo Units | 13 |
| View of Galley | 13 |
| Custom Cabinetry Provides "Tons" of Storage | 13 |
| Microwave Oven | 13 |
| Factory Hanging Locker Removed to Add Space | 14 |
| Flat Screen TV | 14 |
| All Manuals Available | 14 |

| | |
|---|----|
| View of Dinette | 14 |
| Head with Drop Down Shower Seat Folded Up | 14 |
| Tank Monitor Display | 14 |
| Electrically Controlled Engine Hatch | 14 |
| Port Engine | 14 |
| Starboard Engine | 15 |
| Westerbeke Generator | 15 |
| Port Side of Engine Room | 15 |
| Starboard Side of Engine Room | 15 |
| Batteries Between Engines | 15 |
| CONTACTS | 16 |
| Contact details | 16 |
| Telephones | 16 |
| Office hours | 16 |
| Address | 16 |

SPECIFICATIONS

Overview

Price Just Lowered - The Owner Is Motivated - Great Value !

This 30 foot Fishing/Cruising Twin Diesel is an excellent example of how Pursuit boats are built to out perform all others in its class. ** With Air Conditioning and Generator. **

You will be able to run out to the Bahamas and fish for the just the day, or stay a while in the nicely appointed cabin below, well equipped with all your "creature comforts" at hand.

And remember, this boat has Twin Diesels for security, reliability and fuel efficiency.

Accommodations

Convertible dinette sleeps 2; v-berth sleeps 2. The layout of "Sol Mate" lends itself to many uses. The boat is large enough to accommodate several fishermen or the weekend boating family. Down below accommodations offer generous headroom and a spacious dinette that converts to a 6'6" berth that highlight the teak-accented cabin, complete with an enclosed Vac-U-Flush head and shower, a fully-equipped galley and large double berth forward. The companionway door leads up to the helm area which is to starboard. Aft of this is a tackle center, washdown sink with an icemaker below. Opposite is a comfortable L-shaped lounge seat. The spacious cockpit, well equipped with fish boxes, padded coamings, storage, livewell and washdown is one step below the helm area. A walkthrough transom door gains access to a fiberglass swim platform.

Electronics & Navigation Equipment

- Raytheon Ray650 Autopilot
- Raytheon Ray220 VHF radio
- Raymarine ST60 Tridata
- Clarion Stereo/CD
- JVC Flat Screen TV w/ DVD Player

- Raymarine Radar
- Ritchie Compass
- Raymarine C120 Chart Plotter

Electrical

- 110V AC electrical system
- 4 kw Westerbeke Diesel Genset
- Dockside electrical cable
- Alarm

Mechanical & Engine Equipment

- 7000 BTU Reverse Cycle air conditioner
- Fresh water cooling systems
- Engine synchronizers
- Engine temperature alarm
- Bilge blowers

Mechanical

- Twin Cummins 250 hp each w/ 1600 hrs
- Electric engine hatch lift
- Racor fuel filter
- Vacu-flush head w/ macerator
- Hot/cold pressure water
- Bilge pumps & blowers
- FireBoy fire extinguishing system
- Morse Engine Controls
- Engine alarms

Fishing Equipment

- Fish box
- Live circulating bait well
- (4) rod holders

- Prep center and cutting board w/ cockpit sink

Basic Information

Category: Sport Fisherman

Sub Category: Express

Model Year: 2000

Year Built: 2000

Country: United States

Dimensions

LOA: 30' 0" (9.14m)

Beam: 10' 6" (3.20m)

Max Draft: 3' 3" (0.99m)

Clearance: 9' 6" (2.90m)

Speed, Capacities and Weight

Cruise Speed: 21.72440605 Kts. (25 MPH)

Max Speed: 26.06928726 Kts. (30 MPH)

Displacement: 10600 Pounds

Water Capacity: 30 Gallons

Holding Tank: 21 Gallons

Fuel Capacity: 210 Gallons

Accommodations

Total Cabins: 1

Total Berths: 4

Total Heads: 1

Hull and Deck Information

Hull Material: Fiberglass

Hull Configuration: Deep Vee

Engine Information

Engines: 2

Manufacturer: Cummins

Model: M250 B3.9

Engine Type: Inboard

Fuel Type: Diesel

DETAILED INFORMATION

Information

Electronics CD player Depthsounder TV set Cockpit speakers GPS Radio Radar VHF DVD player Autopilot Plotter Log-speedometer Compass **Inside Equipment** Battery charger Microwave oven Electric head Electric bilge pump Hot water Heating Deep freezer Sea water pump Refrigerator Air conditioning **Electrical Equipment** Generator Shore power inlet **Outside Equipment/Extras** Cockpit cushions Cockpit shower Swimming ladder Electric windlass **Covers** Bimini Top - "Hard-Top"

Manufacturer Provided Description If the goal is nimble handling, economical operation and outstanding performance in a large fishing and cruising boat, the Pursuit 3000 Express can fit the bill. Ruggedly built, with a modern hull design and a proper length-to-beam ratio, this boat delivers a smooth, dry ride, and great rough-weather performance. Like all Pursuits, a top priority in the design of the 3000 Express is fishability, but a great deal of emphasis has been placed on cruising comfort. There's a large double berth forward and the dinette converts to a 6-foot, 6-inch berth. Optional teak and holly solid-wood flooring, air conditioning, and a selection of fabrics, all contribute to luxury and livability. Optional Clarion and Magnavox audio and video systems add to the luxuries below. Up top, the 3000 Express has a wide-open cockpit with aft seating, making her suitable for entertaining as well as fishing. An oversized windshield provides protection from the elements and clear vision for navigation. And there's a long list of standard fishing features. Powered by twin gas or turbo-diesel engines, the 3000 Express is fully capable of fishing the far reaches of the Gulf Stream and cruising to distant ports.

Exclusions


Owner's personal belongings.

Disclaimer


The Company offers the details of this vessel or yacht in good faith but cannot guarantee or warrant the accuracy of this information nor warrant the condition of the vessel. A buyer should instruct his representatives, agents, or his surveyors, to investigate such details as the buyer desires validated. This vessel or yacht is offered subject to prior sale, price change, or withdrawal without notice.

PHOTOS


Starboard View




Starboard Stern




Swim Platform




View From Aft




View of Bow/Anchor/Windlass




Electric Windlass




Deck View Looking Aft




View of Hard-Top




Great Fishing Space in Cockpit




View of Helm Area




View of Cockpit Cover in Place




Starboard Side View with Cover




View of Bait Box Seat



Bait Well




View of Starboard Rear Seat




Freezer in Cockpit




View of Cockpit Sink/Freezer



"L" - Companion Seat




Helm Seat




Ritchie Compass




Morse Engine Controls - Shifters



Helm Switches



Helm Switches



VHF Mike



Speed/Depth/Log - Tridata




Raymarine C120 Plotter




Raytheon Autopilot Control




VHF Radio At Helm




Engine Instruments




Manufacturer Provided Image




Companionway Stairs



Salon Carpet in Excellent Shape



Carbon Monoxide Detector in Salon




Generator Controls




Air Conditioning Control




Electrical Panel




DVD and Stereo Units




View of Galley




Microwave Oven




Custom Cabinetry Provides "Tons" of Storage




Flat Screen TV




Factory Hanging Locker Removed to Add Space




All Manuals Available




View of Dinette




Head with Drop Down Shower Seat Folded Up



Tank Monitor Display




Electrically Controlled Engine Hatch




Port Engine



Starboard Engine



Westerbeke Generator




Port Side of Engine Room



Starboard Side of Engine Room



Batteries Between Engines



CONTACTS

Andrey Shestakov, leading yacht broker of the sales department of Shestakov Yacht Sales Inc. Shestakov Yacht Sales Inc., the official representative of the Miami/Fort Lauderdale FL headquarters.

Contact details

Email: **andrey@shestakovyachtsales.com**

Web: shestakovyachtsales.com/en/

Telephones

USA: **+1(954)274-4435**

Office hours

Monday – Saturday: **9:00 - 21:00** EDT

Sunday: **closed**

Address



Harbour Towne Marina, 850 NE 3rd St, STE 213, Dania, FL 33004