

ANONYMOUS — VANDUTCH



Builder: [VanDutch](#)

Year Built: 2016

Model: Cruiser

Price: PRICE ON APPLICATION

Location: United States

LOA: 54' 1" (16.48m)

Beam: 13' 6" (4.11m)

Max Draft: 3' 6" (1.07m)

Cruise Speed: 27 Kts. (31 MPH)

Max Speed: 37 Kts. (43 MPH)

Our experienced yacht broker, Andrey Shestakov, will help you choose and buy a yacht that best suits your needs **ANONYMOUS — VanDutch** from **our catalogue**. Presently, at **Shestakov Yacht Sales Inc.**, we have a wide variety of yachts available on **our sale's list**. We also work in close contact with all the big **yacht manufacturers** from all over the world.

If you would like to buy a yacht **ANONYMOUS — VanDutch** or would like help answering any questions concerning purchasing, selling or chartering a yacht, please call **+1(954)274-4435**

TABLE OF CONTENTS

TABLE OF CONTENTS	2
SPECIFICATIONS	3
Overview	3
Basic Information	3
Dimensions	3
Speed, Capacities and Weight	4
Accommodations	4
Hull and Deck Information	4
Engine Information	4
PHOTOS	5
CONTACTS	8
Contact details	8
Telephones	8
Office hours	8
Address	8

SPECIFICATIONS

Overview

2015 VanDutch 55 Color: **Super Jet Black** Upholstery: **White**

This 55 is ready to cruise the coast and become the entertaining luxury cruiser to bring your style to the water.

VanDutch 55 Style Featuring a massive, entertaining top deck with seating for 16+, the VanDutch 55 is engineered to exceed expectation, redefine day cruising, and do it all in modern style. Every square foot of our innovative deck makes for a spacious and memorable yachting experience, plus a cabin with wash room, stand up shower, queen V-berth, fridge, ice maker, cooktop, television and lounge area.

Powered by **2 x Volvo Penta D-13 900 HP engines**

Basic Information

Category: Cruiser

Sub Category: open

Model Year: 2016

Year Built: 2016

Country: United States

Vessel Top: Bimini Top

Dimensions

LOA: 54' 1" (16.48m)

LWL: 52' 0" (15.85m)

Beam: 13' 6" (4.11m)

Max Draft: 3' 6" (1.07m)

Clearance: 9' 0" (2.74m)

Speed, Capacities and Weight

Cruise Speed: 27 Kts. (31 MPH)

Cruise Speed RPM: 2800 Kts.

Cruise Speed Range: 350

Max Speed: 37 Kts. (43 MPH)

Max Speed RPM: 3500 Kts.

Max Speed Range: 297 Kts.

Displacement: 48501.69764 Pounds

Water Capacity: 89 Gallons

Fuel Capacity: 661 Gallons

Fuel Consumption: 60 Gallons

Accommodations

Total Cabins: 2

Total Berths: 2

Sleeps: 4

Total Heads: 1

Hull and Deck Information

Hull Material: Composite

Hull Configuration: Planing

Hull Color: SUPER JET BLACK

Hull Designer: Mulder

Engine Information


Manufacturer: Volvo Penta







Model: D13-900


Engine Type: Inboard

Fuel Type: Diesel

PHOTOS







CONTACTS

Andrey Shestakov, leading yacht broker of the sales department of Shestakov Yacht Sales Inc. Shestakov Yacht Sales Inc., the official representative of the Miami/Fort Lauderdale FL headquarters.

Contact details

Email: **andrey@shestakovyachtsales.com**

Web: shestakovyachtsales.com/en/

Telephones

USA: **+1(954)274-4435**

Office hours

Monday – Saturday: **9:00 - 21:00** EDT

Sunday: **closed**

Address



Harbour Towne Marina, 850 NE 3rd St, STE 213, Dania, FL 33004