

2002 HATTERAS 6300 RP — HATTERAS



Builder: [HATTERAS](#)

Year Built: 2002

Model: Motor Yacht

Price: PRICE ON APPLICATION

Location: United States

LOA: 63' 0" (19.20m)

Beam: 18' 3" (5.56m)

Max Draft: 5' 7" (1.70m)

Cruise Speed: 24.331334776 Kts. (28 MPH)

Max Speed: 35.628025922 Kts. (41 MPH)

Our experienced yacht broker, Andrey Shestakov, will help you choose and buy a yacht that best suits your needs **2002 Hatteras 6300 RP — HATTERAS** from **our catalogue**. Presently, at **Shestakov Yacht Sales Inc.**, we have a wide variety of yachts available on **our sale's list**. We also work in close contact with all the big **yacht manufacturers** from all over the world.

If you would like to buy a yacht **2002 Hatteras 6300 RP — HATTERAS** or would like help answering any questions concerning purchasing, selling or chartering a yacht, please call **+1(954)274-4435**

TABLE OF CONTENTS

TABLE OF CONTENTS	2
SPECIFICATIONS	3
Overview	3
Basic Information	3
Dimensions	3
Speed, Capacities and Weight	3
Accommodations	4
Hull and Deck Information	4
Engine Information	4
DETAILED INFORMATION	5
Exterior	5
Internal Layout	7
Electronics	11
Electrical System	11
Engine Room	12
Hardware and Misc	13
Exclusions	14
Disclaimer	14
PHOTOS	16
CONTACTS	20
Contact details	20
Telephones	20
Office hours	20
Address	20

SPECIFICATIONS

Overview

This 2002 Hatteras 6300 MY started from a clean sheet of paper and it is hard to find a straight line anywhere on the yacht. Key features include three separate staterooms, EACH with their own ensuite facilities, upper and lower helm stations, and a huge dinghy platform and hidden davit located on the extended bridgedeck aft.

Basic Information

Category: Motor Yacht

Sub Category: Pilothouse

Model Year: 2002

Year Built: 2002

Country: United States

Dimensions

LOA: 63' 0" (19.20m)

Beam: 18' 3" (5.56m)

Max Draft: 5' 7" (1.70m)

Clearance: 18' 10" (5.74m)

Speed, Capacities and Weight

Cruise Speed: 24.331334776 Kts. (28 MPH) **Cruise Speed Range:** 350

Max Speed: 35.628025922 Kts. (41 MPH)

Displacement: 115000 Pounds

Water Capacity: 280 Gallons

Holding Tank: 100 Gallons

Fuel Capacity: 1290 Gallons

Accommodations

Total Cabins: 3

Total Berths: 8

Sleeps: 8

Total Heads: 3

Hull and Deck Information

Hull Material: Fiberglass

Engine Information

Engines: 2

Manufacturer: Caterpillar

Model: 3412E

Fuel Type: Diesel

DETAILED INFORMATION

Exterior

FINISH / CONSTRUCTION

- Polymer/copper based anti-fouling bottom paint
- Boot stripe, polyurethane coating
- Decks, non-skid surface, polyurethane paint with polymeric beads
- Solid fiberglass hull bottom
- Fiberglass stringers
- Steel laminated in stringers at key locations to bolt engine mounts
- Engine room bulkheads and decks of vacuum bagged composite construction using PVC foam core with layers of fiberglass laminate on each side

AFT DECK

- AC duplex outlet
- AC lighting in hardtop
- Molded fiberglass steps in side decks
- Molded fiberglass steps with lights to Sport Deck
- Welded and polished 316L stainless steel gate to Sport Deck
- Molded fiberglass with non-skid sole
- Welded and polished 316L stainless steel three panel door (one sliding panel) to deckhouse
- Stereo speakers with volume control
- Hardtop
- Molded bench seating with vinyl covered polyfoam cushions and cover
- Access hatch with gas cylinders to utility and engine compartments
- Aft deck table of solid surface material
- Storage in wing boards, port and starboard
- Welded and polished 316L stainless steel handrails to side decks

SPORT DECK

- Molded fiberglass with non-skid sole
- Freshwater wash down outlet with hose connection with Hatteras patented quick disconnect
- Welded and polished 316L stainless steel railing
- Hand held hot/cold cockpit shower with cover
- Molded-in fiberglass steps with DC lights to Aft Deck
- Pop-up cleats
- Reboarding ladder, centerline
- Telephone/CATV inlets
- Twin retractable shorecord inlets with cover

FLYBRIDGE

- Molded fiberglass
- Storage under control console
- 316L welded and polished stainless steel grab rails and stanchions
- Tinted acrylic windshield
- Control station with all necessary switched and dimmable lighted instruments
- Painted (polyurethane) aluminum radar arch encapsulated with fiberglass with masthead light and anchor light
- Compass with dimmable light
- Single lever clutch and throttle controls (electronic) with engine synchronization
- Hydraulic power assisted steering
- Helmsman and companion seats with covers, both adjustable
- Rudder angle indicator
- L-shaped lounge with vinyl-covered polyfoam cushions, covers, and storage , below, port
- Lounge starboard with vinyl-covered polyfoam cushions, covers and storage below
- Hinged door to pilothouse
- Stereo speakers with volume control
- Wet bar with refrigerator/icemaker combo, storage and solid surface countertop
- Welded and polished 316L stainless steel stairs from pilothouse to bridge
- DC low level lights
- Solid surface table forward of lounge seat
- 24 volt DC distribution panel
- Neutral interlock switches allowing engine to start in neutral only

PILOTHOUSE

- Finished wood bulkheads/padded panels and mullions
- Amtico vinyl strip flooring
- Removable padded panel headliner
- Pantograph door to starboard side deck with lock
- Safety glass
- Power helm seat, manual companion seat
- Curved steps with lights to lower companionway
- Intermittent electric windshield wipers/washers with controls
- Windshield cover for privacy
- Hydraulic power assisted steering
- Single lever clutch and throttle controls (electronic) with emergency back-up and engine synchronization
- Compass with dimmable light
- Rudder angle indicator
- Control station with all necessary switches and dimmable lighted instruments
- Electric fuel level gauges

- AC distribution panels
- DC electronics panel
- AC switching panel
- AC and DC light fixtures
- AC dimmable lights
- AC duplex outlets
- Telephone outlet
- Welded and polished 316L stainless steel steps to flybridge
- Storage locker with light
- Stereo speakers with volume control
- Port chart table with solid surface countertop and storage below
- L-shaped lounge with solid surface table
- Smoke detector
- Defogger

Internal Layout

SALON/GALLEY

- Finished wood bulkheads
- Carpeting (salon)
- Removable padded panel headliner
- Custom designed fluted wood valances and 2" wood blinds in recessed pockets
- Welded and polished 316L stainless steel three panel door (one sliding panel) to aft deck
- Steps to Galley/Pilothouse
- Entertainment Center including 27" stereo TV with Omni-directional antenna, VCR, AM/FM "surround sound" stereo receiver with DVD/CD player and master distribution center
- Fixed frameless windows with tinted safety glass
- Amtico vinyl strip flooring (galley)
- Solid surface countertops with sink and storage cabinets made of finished wood
- Undercounter Sub-Zero refrigerator and freezer drawer units
- AC four burner cooktop
- Microwave/Convection oven covered by cabinet door
- One hp continuous feed garbage disposal
- Telephone outlet
- AC and DC light fixtures
- AC dimmable lights
- AC duplex outlets
- Dishwasher
- Stereo speakers with volume control
- Water level gauge
- Custom sofa with storage

- Finished wood inserts on appliance facias
- Throw pillows
- Icemaker and bottle storage
- Air conditioning dispersed through decorative valances
- Storage cabinets
- Polished 316L stainless steel threshold
- Smoke detectors
- DC low level lighting behind salon
- DC low level lighting behind valances, port and starboard

ACCOMODATIONS

Sleeps six people, full beam master stateroom with queen bed and full head with tub. Bow VIP stateroom with queen bed and private head, guest stateroom on starboard with upper and lower berth with day head to the port.

COMPANIONWAY

- Carpeting
- Removable padded panel headliner
- Padded panel wallcovering
- Washer/dryer
- DC light fixtures
- Wood paneled, curved, lighted stairway to Pilothouse
- Flush panel arched doors with door stops to master stateroom, guest staterooms and guest head
- Portable "drychem" and halon fire extinguisher, U.L. approved type in compliance with USCG and ABYC standards

MASTER STATEROOM

- Finished wood bulkheads and wall covering
- Carpeting
- Removable padded panel headliner
- Upholstered berth base
- Fluted wood valance with Roman shade
- Air conditioning dispersed through decorative fluted wood cornice, port
- Queen-sized tapered berth with upholstered headboard and cedar lined storage underneath accessed via pneumatic cylinders
- Polyfoam mattress, spread, throw pillows, pillows, pillow shams, mattress pad and sheets
- Ventilation portlight with screen
- Cedar-lined wardrobe with dual arched doors and automatic light
- Bowed front nightstands with drawers
- Bowed front dressers with drawers

- AM/FM stereo receiver with CD player
- Stereo speakers
- ASC and DC light fixtures
- AC dimmable lights
- AC duplex outlets
- Telephone outlet
- 20" TV/VCR combo with MATV
- Private access to head
- Flush panel double arched doors with door stops to companionway
- Full-length mirror
- Mirror over dresser, aft bulkhead
- Smoke detector
- DC low level lights under berth

MASTER HEAD

- Amtico vinyl strip flooring
- Removable padded panel headliner
- Wallcovering
- Solid surface countertop with backsplash, sidesplash and integral sink
- Baseboards
- Tub with shower with seat, sliding door and automatic sump pump
- Storage cabinet with mirror
- Finished wood base cabinet with storage and bowed fronts
- Plexi mirror around upper cabinet
- Towel bar
- Freshwater toilet
- 120 volt AC air freshener blower
- AC and DC light fixtures
- AC duplex outlet
- Ventilation portlight with screen
- Air conditioning vent
- DC low level lights under tow kicks

VIP BOW/GUEST STATEROOM

- Carpeting
- Padded panels on hullside and removable padded panel headliner
- Finished wood bulkheads and wallcovering
- Queen-sized tapered berth with upholstered headboard and cedar lined storage underneath accessed via pneumatic cylinders
- Upholstered berth base
- Polyfoam mattress, spread, throw pillows, pillows, pillow shams, mattress pad and sheets
- Full-length mirror

- Nightstands, port and starboard
- Mirrored forward bulkhead
- Rope storage locker with divider
- Cedar-lined hanging locker with arched door and automatic light, port and starboard
- Screened overhead hatch with privacy cover
- Stereo speakers with volume control
- AC and DC light fixtures
- AC dimmable lights
- AC duplex outlets
- Private access to head
- 13" TV/VCR combo with MATVoutlet
- Overhead storage cabinets port and starboard
- Air conditioning dispersed through decorative fluted wood valances, port and starboard
- Smoke detector
- DC low level lights under berth
- Telephone outlet

GUEST STATEROOM - STARBOARD

- Finished wood bulkheads, and wall covering
- Carpeting
- Removable padded panel headliner
- Upper/lower berths with hinged storage under lower berth
- Polyfoam mattresses, spreads, throw pillows, pillows, pillow shams, mattress pads and sheets
- Cedar-lined hanging locker with arched door and automatic light
- Aft bulkhead mirror

GUEST HEADS

- Amtico vinyl strip flooring
- Wallcovering
- Removable padded pane headliner
- Solid surface backsplash, sidesplash and countertop with integral sink
- Baseboards
- Stall shower with seat, sliding door and automatic sump pump
- Towel bar
- Storage cabinet with mirror
- Finished wood base cabinet with storage
- Plexi mirror around upper cabinet
- Freshwater toilet
- 120 volt AC air freshener blower
- AC and DC light fixtures

- AC duplex outlet
- Ventilation portlight with screen
- Air conditioning vent
- DC low level lights under toe kicks

Electronics

ELECTRONICS

- LOWER STATION
- Furuno Nav Net Radar
- Furuno Nav Net GPS Color Plotter/Icom M-127 VHF Radio
- Robertson AP 20 Autopilot
- Simrad Depthsounder
- Simrad Speed/Log
- Remote Controlled Satellite
- KVH Trac Vision 4 SAT TV
- Engine Room/Aft Deck Remote Camera System
- UPPER STATION
- Furuno Nav Net Radar
- Northstar 952 GPS Color Plotter
- Robertson AP 20 Autopilot
- Icom M-127 VHF
- Clarion 6 Disc AM/FM/CD Player

Electrical System

- Two 24 volt bands of heavy duty, 12 volt marine batteries mounted in fire retardant fiberglass boxes
- U.L. 1426 listed boat cable, tin coated with insulation
- Gel/lead acid compatible 240 volt automatic programmable battery charger, 50/60Hz
- Automatic battery paralleling system with switch at control console
- Two 240 volt, 50 amp, transformer connected retractable shoe cords with overcurrent protection, port sport deck
- AC and DC light fixtures
- AC duplex outlets with ground fault protection
- Battery control panel with fuses and isolation switches
- DC distribution panel with magnetic circuit breakers
- DC electronics panel with magnetic circuit breakers
- AC distribution panels with magnetic circuit breakers
- AC switching panel with voltage selector switch, volt meter, ampmeter, frequency meter, generator start/stop controls, voltage boost tap switch and interlock

selector breakers

- Systems monitor with programmable logic controller read-out, visual and audible signals for exhaust temperature, alternator, battery voltage, high bilge water, fire warning in engine compartment, fire extinguisher discharge in engine compartment, AC power loss, smoke detectors and holding tank 3/4 full monitor
- Navigation lights
- Ground fault protection on AC receptacles and lighting circuits
- Air conditioning, 79,000 BTU, with reverse cycle heating, with soft starting AC compressors, automatically staged and individually controlled with SMX controls
- Telephone/CATV shoreline cords, one each
- TV antenna, omni directional

Engine Room

- Water manifold block with centralized shut-off valve for sinks showers and toilets
- Pultruded fiberglass rudder shelf with stainless steel rudder tie bar
- AC fluorescent lights
- DC lights
- DC exhaust blower
- Twin diesel, fresh-water cooled main engines with electric marine gears, neutral interlocks, exhaust silencers, engine hour meters, alternators, fuel filters, and sea water strainers
- Fixed fire extinguisher system for engine compartment with automatic and remote manual controls, plus audible and visual discharge signals
- Two AC ventilation fans
- One 21.5kW freshwater-cooled Onan diesel generator with sound enclosure, seawater strainer, remote start, water separator, hour meter, water lift muffler and secondary shock mounts
- Fiberglass air intake system for engine room and engine combustion air with baffling and filters to minimize water intrusion
- Insulation
- Polyethylene water lines
- Electric fuel transfer system with filtration and dry tank protection for pump
- Fresh water fill hose for engines and generator with Hatteras patented quick disconnect
- AC compressed air system with air line and regulator
- Dockside water inlet with pressure regulation valve and Hatteras patented quick disconnect
- 24 volt DC bilge and sump pumps, two at 500 gph and three at 3700 gph, with heavy duty float switches and protective guards
- Bronze/chrome plated ball-valves through-bolted in solid fiberglass on all underwater through hull fittings with electrical bonding throughout
- Pressurized 230 volt AC freshwater pump, with 20 gallon pressure tank, central

charcoal filter and backflush capabilities

- U.L. Marine listed fiberglass fuel and holding tanks with bronze fittings
- Fuel tanks coated with fire retardant paint
- Fiberglass water tanks, constructed with FDA approved resin, with bronze fittings
- Sewage holding tank with 24 volt DC macerator, plumbed for dockside pump-out with audible alarm and display as part of systems monitor programmable logic controller
- 110 volt AC oil changing system for engines, generator and gears with Hatteras patented quick disconnect
- U.L. Marine listed fuel filter/water separator, generator
- Sealed shower sumps
- ABS approved duplex fuel filters/water separator with bypass control, engines
- Electric fuel priming pumps, engines
- AC distribution panel
- DC distribution panels
- Painted engine room and bilges, polyurethane, with rubber deck mat between engines
- Air conditioning compressors and pumps
- 230 volt AC 30 gallon electric water heater
- USCG type A1 U.L. Marine approved fuel lines
- Transducer well, glycol filled
- Discharge sea chest
- 1" stainless steel steering tie bar with pivoting self-aligning ball joint connection at all cylinder and tie bar connections
- Insulation overhead

STORAGE/UTILITY ROOM

- Welded and polished 316L stainless steel ladder to aft deck
- Access door to engine room
- Work bench
- Tool chest

Hardware and Misc

- All hardware chrome on brass or welded and polished 316L stainless steel
- Welded and polished 316L stainless steel reboarding ladder to sport deck
- Welded and polished 316L stainless steel anchor chute and roller
- 110 lb. plow anchor, anchor line and deck hawse pipe
- Windlass, 2500 lb. with 25 ft of acculoy hot dipped galvanized chain and 300 ft of rope with deck mounted control switches
- Four polished 316L stainless steel springline cleats with chafing strips, drilled and tapped in aluminum backing plates
- Bow and stern polished 316L stainless steel cleats, drilled and tapped in aluminum

backing plates

- Welded and polished 316L stainless steel rails on bow, side-deck and flybridge, drilled and tapped in aluminum backing plates
- Boarding gates, port and starboard side decks
- Remote controlled searchlight
- Fog bell
- Dual air horns
- Zincs on rudders and shafts
- Bow and stern staffs with ensign and pennant
- Black braided mooring lines
- Alloy 22 high strength propeller shafts, 3.5"
- Manganese bronze dripless shaft and rudder seals with thrust bearing
- Life jackets
- Life ring
- Portable "drychem" and halon fire extinguishers approved type in compliance with USCG and ABYC standards
- Welded and add polished 316L stainless steel trim tabs with zincs
- Integral manganese bronze struts and rudders with zincs
- 7 blade high performance propellers, Nibral alloy
- Sea stairs with storage brackets
- Sunpad with welded and polished 316L stainless steel grab rails and drink holders on bow deck
- Prop removal/installation tool
- Central vacuum
- Dual prop bow thruster, 25 hp hydraulic
- Davit, 1100 lb., fully hydraulic
- Walk around side decks
- Holding tank with macerate and overboard discharge valve
- Freshwater washdown, bow, with Hatteras patented quick disconnect
- Fenders
- Fender tracks
- Pop-up cleats on swim platform
- Deck plates for fuel and water fills and waste pump out
- Heavy duty bronze engine couplings
- Engine and generator exhausts exit through hull side near transom



Exclusions


Owner's personal belongings.

Disclaimer


The Company offers the details of this vessel or yacht in good faith but cannot guarantee or warrant the accuracy of this information nor warrant the condition of the vessel. A buyer should instruct his representatives, agents, or his surveyors, to investigate such details as the buyer desires validated. This vessel or yacht is offered subject to prior sale, price change, or withdrawal without notice.

PHOTOS









CONTACTS

Andrey Shestakov, leading yacht broker of the sales department of Shestakov Yacht Sales Inc. Shestakov Yacht Sales Inc., the official representative of the Miami/Fort Lauderdale FL headquarters.

Contact details

Email: **andrey@shestakovyachtsales.com**

Web: shestakovyachtsales.com/en/

Telephones

USA: **+1(954)274-4435**

Office hours

Monday – Saturday: **9:00 - 21:00** EDT

Sunday: **closed**

Address



Harbour Towne Marina, 850 NE 3rd St, STE 213, Dania, FL 33004