

## FREE SPIRIT — CARVER



**Builder:** CARVER

**Year Built:** 2001

**Model:** Motor Yacht

**Price:** PRICE ON APPLICATION

**Location:** United States

**LOA:** 35' 0" (10.67m)

**Beam:** 12' 9" (3.89m)

**Max Draft:** 3' 1" (0.94m)

**Cruise Speed:** 22 Kts. (25 MPH)

Our experienced yacht broker, Andrey Shestakov, will help you choose and buy a yacht that best suits your needs **Free Spirit — CARVER** from **our catalogue**. Presently, at **Shestakov Yacht Sales Inc.**, we have a wide variety of yachts available on **our sale's list**. We also work in close contact with all the big **yacht manufacturers** from all over the world.

If you would like to buy a yacht **Free Spirit — CARVER** or would like help answering any questions concerning purchasing, selling or chartering a yacht, please call **+1(954)274-4435**

# TABLE OF CONTENTS

|                               |    |
|-------------------------------|----|
| TABLE OF CONTENTS             | 2  |
| SPECIFICATIONS                | 4  |
| Overview                      | 4  |
| Basic Information             | 4  |
| Dimensions                    | 4  |
| Speed, Capacities and Weight  | 4  |
| Accommodations                | 4  |
| Hull and Deck Information     | 5  |
| Engine Information            | 5  |
| DETAILED INFORMATION          | 6  |
| Features                      | 6  |
| Exclusions                    | 9  |
| Disclaimer                    | 9  |
| PHOTOS                        | 10 |
| Galley                        | 10 |
| Salon                         | 10 |
| V Berth                       | 10 |
| Head                          | 10 |
| Convertible Settee            | 10 |
| Salon Seating                 | 10 |
| Stand-up Shower               | 10 |
| Bright Cabin                  | 10 |
| Fly Bridge/Helm               | 11 |
| Starboard Engine              | 11 |
| Port Engine                   | 11 |
| Generator                     | 11 |
| Walk-Through Transom          | 11 |
| Additional Fly Bridge Seating | 11 |

---

|                     |    |
|---------------------|----|
| Ample side walkway  | 11 |
| Bow Seating         | 11 |
| Windlass and Anchor | 12 |
| Remote Spotlight    | 12 |
| Bow Lounge Pads     | 12 |
| CONTACTS            | 13 |
| Contact details     | 13 |
| Telephones          | 13 |
| Office hours        | 13 |
| Address             | 13 |

---

# SPECIFICATIONS

---

## Overview

---

One of very few Diesel 350 Mariners built and the only one for sale at this time!

Very low hours on recent rebuilt 240 HP Cummins!!!

The boat is very well equipped for coastal cruising. Walkways on either side of the helm provide easy access to the fore deck and the entire vessel. Additional seating on the fly bridge as well as the fore deck make it a great family cruiser. Today would be a good time to call on this one, it won't last long!

## Basic Information

---

**Category:** Motor Yacht

**Model Year:** 2001

**Year Built:** 2001

**Country:** United States

## Dimensions

---

**LOA:** 35' 0" (10.67m)

**Beam:** 12' 9" (3.89m)

**Max Draft:** 3' 1" (0.94m)

**Clearance:** 14' 2" (4.32m)

## Speed, Capacities and Weight

---

**Cruise Speed:** 22 Kts. (25 MPH)

**Displacement:** 18800 Pounds

**Water Capacity:** 75 Gallons

**Holding Tank:** 20 Gallons

**Fuel Capacity:** 246 Gallons

## Accommodations

---

**Total Cabins:** 1

**Total Berths:** 2

**Total Heads:** 1

---

## Hull and Deck Information

---

**Hull Material:** Fiberglass

**Hull Configuration:** Semi-Displacement

---

## Engine Information

---

**Engines:** 2

**Manufacturer:** Cummins

**Model:** B Series

**Engine Type:** Inboard

**Fuel Type:** Diesel

---

# DETAILED INFORMATION

---

## Features

---

### Manufacturer Provided Description

One of Carver's most popular models, the 350 Mariner has beautiful exterior styling. The 350's cabin design is a shining example of what has made Carver famous in the luxury accommodations field. The single-level cabin offers a party-size salon and available sleeping accommodations for six. Two integral fiberglass stairways lead to the bridge with its seating for eleven, wet bar, port and starboard lounges and aft four-wide bench seat, plus a control console with full instrumentation and full wrap-around windshield. A sliding door leads directly from the cabin to the roomy cockpit. The integrated transom platform includes a stowaway ladder.

### Additional Description

SALON - 110V outlets - GFCI protected. AC and DC distribution panels. Carpet - beige, tufted cut pile, 65 oz., crush-resistant, 100% nylon. Command bridge ladder - stainless steel rails, stainless steel-reinforced cherry wood treads with nonskid laminate. Designer decor. Entertainment group - 20" TV and 12V stereo including AM/FM receiver, single CD player, and 2 speakers each in salon and on command bridge. Entrance door - aluminum frame, sliding, handle lock, secures open and closed, with interior screen. 2 air conditioning systems. Hardware highlights - brass/chrome. Lights (2) - halogen, overhead, recessed. Lights (2) - directable sconces. Miniblinds - decor-matched. Rocker light switch. Sofa - L-shaped, neutral Romantica. Storage drawers (2) - under sofa. DINETTE - 110V outlets (2) - GFCI protected. Carpet - beige, tufted cut pile, 65 oz., crush-resistant, 100% nylon. Designer decor. Light - halogen, overhead, recessed. Lounge - U-shaped, neutral Romantica, converts to double berth. Storage - beneath lounge. Table - 50.5" x 24.5", trapezoidal, with raised edge. STATEROOM - 110V outlet - GFCI protected. Access panel - hinged, anchor chain locker. Bedside endtable. Berth - double, offset. Bolster - padded, around head of berth. Carpet - beige, tufted cut pile, 65 oz., crush-resistant, 100% nylon. Designer decor. Entrance door - secures open and closed, stainless steel hardware. Hanging locker - 30.5" hanging bar, automatic light. Lights (2) - directable reading sconces. Lights (3) - halogen, overhead, recessed. Overhead hatch - 19" x 19", lockable, inside screen, over berth. Portlight covers - snap-on, decor-matched. Portlights (2) - screened. Rocker light switch. Storage - under berth, with door. Storage drawers (2) - in foot of berth. Storage shelves (4) - with doors.

**Additional Description** AC/DC distribution panels with magnetic circuit breakers and integral bilge blower controls; AC voltmeter; AC ammeter. Batteries (2) - deep cycle, marine (12V). Battery charger - electronic, AC-DC converter. External connectors -

CATV, telephone. Ground Fault Circuit Interrupt (GFCI) protection - all 110V outlets. Shore power connector - 30 amp. Shore power cord - 50 ft. Wiring system - stranded, tinned copper, harnessed, color-coded, labeled, meets or exceeds ABYC standards.

**Additional Description** 110V outlet - GFCI protected. Chrome sink fixture. Coffee maker. Designer decor. Flooring - wood plank. Lights (2) - halogen, over counter, recessed. Lights (2) - halogen, overhead, recessed. Microwave oven - built-in. Miniblinds - decor-matched. Portlight - screened. Range - electric, 2-burner, ceran top. Refrigerator/freezer (upright). Rocker light switch. Sink - countertop-matched. Solid surface countertops. Storage - under sink. Storage drawers. Storage cabinets.

### **Additional Description**

Anodes - zinc, sacrificial. Battery selector switch. Battery restraint brackets. Bilge blowers - (12V). Bilge pumps (4) - 1500 gph each, 3 automatic/manual operation, 1 automatic operation only. Brass valves for all underwater thru-hulls. CO detectors in salon and staterooms. Compass - illuminated. Engine alarms - temperature and oil pressure. Fire suppression system - automatic, FE241 (FM200 in European Community). Galvanic isolator/zinc saver. Horn - air/electric (12V), trumpet. Internal bonding system. Molded nonskid surfaces on all walk decks. Navigation lights (COLREGS).

**Additional Description** Mercruiser 350 MAG MPI engines (2). Dripless shaft logs. Exhaust mufflers - engines. Fuel tanks - welded, baffled 5052 aluminum. Hydraulic steering. Propellers. Propeller shafts - aquamet. Rudders - 421 manganese bronze. Seawater cooling - engines. Cutlass bearings - synthetic rubber composite. Struts - 421 manganese bronze. Trim tabs - stainless steel, hydraulic.

### **Additional Description**

Solid fiberglass hull bottoms with Knytex substrates and Vinylester barrier coat. Molded fiberglass stringer system. Hand-laid, molded fiberglass components featuring composite laminate hullsides, decks, and cabintops. Structural engine mountings - reinforced stringer mountings with gusseted, angle steel plates. Cherry wood bulkheads, cabinetry, and trim throughout cabin, with high gloss finish. Tinted, tempered safety glass frameless window systems. Unitized deck and cabintop construction.

### **Additional Description**

SIDE DECKS - Bow rail - 1.0" O.D., lineal-buffed, welded stainless steel, with additional intermediate rail forward. Bow rail stanchions - double-welded (inside and outside), stainless steel, anchored to aluminum backing plates laminated into deck. Cleats (2) - 10" spring, stainless steel, through-bolted through aluminum backing plate. Deck toe rail. Rub rail molding - heavy-duty, stainless steel insert. FORE DECK - Access panel - behind lounge, provides access to helm wiring. Beverage holders (2) - fold-out,

mounted on either side of lounge. Bow lockers - twin, self-draining for fender storage. Cleat - 10" stainless steel for anchor line, through-bolted through aluminum backing plate. Cleats (2) - 10" stainless steel, Lounge - double-wide, converts to sunpad.

## Bridge

COMMAND BRIDGE - Beverage holders (13). Cabin top hatch - 23" x 18" weather-tight, lockable, with 2 friction shocks, provides access to salon. Companion chair - swivel. Electronics arch - custom aluminum with acrylic polyurethane surface coating and UV protection. Electronics arch access plates (5) - corrosion-resistant polymer attached with noncorroding screws and waterproof sealant. Grab rail - 17" stainless steel, across wet bar. Lights (2) - courtesy, recessed. Lounge - aft, accommodates 4 adults. Lounge - port side, accommodates 3 adults, storage below. Lounge - starboard side, accommodates 3 adults, storage below, cabin top hatch access below. Self-draining walk surface. Stereo speakers (2). Wet bar - self-draining with sink and 2 preparation surfaces. Windshield - wraparound aluminum frame with opening side vents. HELM - Adapter - 12V. Beverage holders (2) - recessed, self-draining. Helm seat - adjustable, high-quality marine-grade upholstery, embroidery stitching, self-storing arms, mesh storage pocket on back, locked storage below. Light - courtesy, recessed. Tilt steering wheel. INSTRUMENTATION - Gauge - synchronizer. Gauges (1 set per engine) - oil pressure, engine temperature, engine battery voltage, fuel level, engine hours, tachometer. Rocker switch controls.

## Head

110V outlet - GFCI protected. Chrome fixtures. Entrance doors (2) - one to stateroom and one to galley, secure open and closed, stainless steel hardware. Head fan. Lights (2) - halogen, overhead, recessed. Medicine cabinet - mirrored, 2 shelves. Miniblinds - decor-matched. Portlight - screened. Rocker light switch. Toilet - electric flush, pedestal. Toilet paper holder - mounted under vanity. Towel bar - 18". Vanity - solid surface top, granite coat sink, 2 shelves below with 2 doors. SHOWER STALL - Entrance door - bi-fold, smoked acrylic in aluminum frame, secures open. Grab rail - 45" aluminum. Hand shower - chrome, retractable, wall-mounted holding bracket. Integral bench seat. Light - halogen, overhead, recessed. Shower accessories shelves (3) - integral, with restraining rails.

## Engine Notes

Starboard Engine was rebuilt this year and has only 6 hrs on it since rebuild.

Port engine has only 20 hours since top end rebuild.

Both in top working order.



## Exclusions

---

Owner's personal belongings.

## Disclaimer

---

The Company offers the details of this vessel or yacht in good faith but cannot guarantee or warrant the accuracy of this information nor warrant the condition of the vessel. A buyer should instruct his representatives, agents, or his surveyors, to investigate such details as the buyer desires validated. This vessel or yacht is offered subject to prior sale, price change, or withdrawal without notice.

# PHOTOS

---

**Galley**



**Salon**



**V Berth**



**Head**



**Convertible Settee**



**Salon Seating**



**Stand-up Shower**




**Bright Cabin**



**Fly Bridge/Helm**




**Starboard Engine**



**Port Engine**




**Generator**



**Walk-Through Transom**




**Additional Fly Bridge Seating**




**Ample side walkway**





**Bow Seating**




### Windlass and Anchor



### Remote Spotlight



### Bow Lounge Pads



# CONTACTS

---

Andrey Shestakov, leading yacht broker of the sales department of Shestakov Yacht Sales Inc. Shestakov Yacht Sales Inc., the official representative of the Miami/Fort Lauderdale FL headquarters.

## Contact details

---

Email: **andrey@shestakovyachtsales.com**

Web: [shestakovyachtsales.com/en/](https://shestakovyachtsales.com/en/)

## Telephones

---

USA: **+1(954)274-4435**

## Office hours

---

Monday – Saturday: **9:00 - 21:00** EDT

Sunday: **closed**

## Address

---



Harbour Towne Marina, 850 NE 3rd St, STE 213, Dania, FL 33004