

LOOSE — BURGER



Судостроитель: BURGER

Год постройки: 1974

Модель: Крейсер

Цена: ЦЕНА ЯХТЫ ПО ЗАПРОСУ

Местонахождение: United States

Длина общая: 75' 0" (22.86m)

Ширина: 19' 0" (5.79m)

Мин. осадка: 5' 3" (1.60m)

Макс. осадка: 5' 5" (1.65m)

Крейс. скорость: 14 Kts. (16 MPH)

Макс. скорость: 17 Kts. (20 MPH)

Купить **LOOSE — BURGER** а также выбрать подходящую вам яхту из нашего **каталога яхт** вам поможет опытный яхтенный брокер Андрей Шестаков. На сегодняшний день компания **Shestakov Yacht Sales Inc.** имеет большое количество яхт в **собственном списке продаж**, а также тесно сотрудничает со всеми крупными **яхтенными производителями** по всему миру.

Для того чтобы купить яхту **LOOSE — BURGER** а также проконсультироваться по любому вопросу связанному с покупкой, продажей, чартером яхт позвоните по телефону **+7(918)465-66-44**.

ОГЛАВЛЕНИЕ

ОГЛАВЛЕНИЕ	2
ХАРАКТЕРИСТИКИ	6
Основная информация	6
Размеры	6
Скорость, вместимость и масса	6
Размещение	6
Корпус и палуба	7
Информация о двигателе	7
ПОДРОБНОЕ ОПИСАНИЕ	8
Walkthrough	8
Aft Deck	8
Pilothouse	9
Helm Equipment	9
Lower Salon	10
Galley	11
Crew Cabin	11
Aft Accommodation Companionway	12
Guest Head	12
Starboard Guest Cabin	12
Port Guest Cabin	13
Master Cabin	13
Master Head	14
Foredeck	14
Cockpit	15
Lazarette	15
Flybridge	15
Flybridge Helm	16
Boat Deck	17

Engine Room	17
Electrical System	18
Construction Details	19
Remarks	19
Exclusions	20
Исключения	20
Отказ от ответственности	20
ФОТОГРАФИИ	21
Aft Deck Looking Aft to Starboard	21
Aft Deck Looking Aft to Port	21
Aft Deck	21
Aft Deck Looking Forward Portside	21
Aft Deck Looking Forward Starboard Side	21
Aft Deck Coffee Table Detail	21
Aft Deck Bar	22
Aft Deck Wing Doors & Side Decks	22
Pilothouse	22
Helm Detail	22
Helm Detail	22
Helm Seat	22
Flybridge Stairs	22
Lower Salon Looking Forward to Port	22
Lower Salon Looking Forward to Starboard	23
Lower Salon Looking Aft	23
Salon Bookcases Forward w/Storage Behind	23
Salon Bar & Entertainment Center	23
Galley Looking Forward	23
Galley Looking Aft	23
Galley Dinette	23

Galley Entrance	23
Crew Cabin	24
Crew Head	24
Lower Accommodation Companionway	24
Crew Shower	24
Starboard Side Guest Head	24
Starboard Cabin	24
Starboard Cabin	24
Portside Cabin	24
Master Cabin	25
Master Looking to Starboard	25
Master Looking to Port	25
Master Looking Forward	25
Master Head	25
Master Tub Shower	25
Bow	25
Windlass Detail	25
Bow Seat	26
Bow Area	26
Flybridge Brow Equipment	26
Wide Side Decks	26
Entry	26
Cockpit	26
Cockpit Portside	26
Cockpit Starboard Side	26
Flybridge Access Hatch	27
Helm	27
Helm Detail	27
Helm Seats	27

Flybridge Seating to Port	27
Flybridge Seating to Starboard	27
Mast Equipment	27
Sat TV Behind Tender	27
Engine Room Entrance	28
Starboard Engine	28
Outboard Starboard Engine	28
Starboard Generator	28
Port Engine	28
AC Compressor Outboard Port Engine	28
Port Generator	28
Forward of Port Engine	28
Engine Room Electrical Panel	29
Alternate Profile	29
Alternate Profile	29
Alternate Profile	29
LOOSE	29
Layout	29
КОНТАКТЫ	30
Контактная информация	30
Телефоны	30
Время работы	30
Адрес	30

ХАРАКТЕРИСТИКИ

Основная информация

Тип судна: Крейсер	Модельный год: 1974
Год постройки: 1974	Год обновления: 1994
Вид обновления: engines overhauled 9/2003	Страна: United States
	Верх: Bimini Top
Открытая палуба мостика: Да	Кубрик: Да

Размеры

Длина общая: 75' 0" (22.86m)	Ширина: 19' 0" (5.79m)
Мин. осадка: 5' 3" (1.60m)	Макс. осадка: 5' 5" (1.65m)

Скорость, вместимость и масса

Крейс. скорость: 14 Kts. (16 MPH)	Макс. скорость: 17 Kts. (20 MPH)
Чистый вес: 47 Pounds	Вместимость воды: 1375 Gallons
Объем топливного бака: 2240 Gallons	

Размещение

Всего кают: 3	Всего коек: 5
Спальные места: 6	Всего ком. состава: 3
Каюты экипажа: 1	Койки экипажа: 2
Спальных мест экипажа: 2	Комм. состав экипажа: 1

Корпус и палуба

Материал корпуса: Aluminum

Материал палубы: Teak

Комплектация корпуса: Semi-Displacement

Отделка корпуса: Aluminum

Дизайнер корпуса: Burger

Дизайнер экстерьера: Burger

Дизайнер интерьера: Burger

Информация о двигателе

Двигатели: 2

Производитель: Detroit Diesel

Модель: 12V71 N

Тип двигателя: Inboard

Тип топлива: Diesel

ПОДРОБНОЕ ОПИСАНИЕ

Walkthrough

Boarding LOOSE is via the port or starboard midship rail break and aft through the wing door into the Aft Deck.

The large Aft Deck is 17' long by 14 ½" wide and is bright and airy with her large side windows.

Centerline are steps to the Cockpit with a hinged door to the swim platform. Forward to starboard on the Aft Deck is a hinged door the spacious Pilothouse with steps to the Flybridge.

Down three steps to starboard is the spacious Lower Salon with a bar and entertainment electronics aft and a five cushion sofa forward to port. A hi-lo table allows this area to serve as a Dining Area as well.

To starboard are two chairs flanking a Roland digital piano. Four panel windows are port and starboard.

Forward and down are five steps to the complete Lower Galley. Next forward is the Crew Cabin with two bunks and a private head and shower.

Aft from the Lower Salon down six carpeted steps are three Guest Cabins. The Master with a king size berth is aft and has a private head with a tub/shower.

The other two cabins have oversized twin bunks and share a large head with a stall shower.

The Flybridge access is from the Pilothouse and has ample seating with the tender and crane aft.

Aft Deck

- Original teak decking over aluminum
- Port & starboard large opening sliding windows
- Port & starboard curved Plexiglas windows
- Vinyl overhead w/varnished borders & (13) dimmable halogen lights
- Pleated shades for side windows
- Roll up heavy gauge 3 piece enclosure aft w/interior mounted Textulene shades
- Raised varnished toe rails w/waterways and drains below
- Hinged transom door to Cockpit
- Forward bar includes: Sub Zero drink refrigerator, (2) Varnished cabinet doors

w/bar ware storage, Sub Zero “Wet Ice” icemaker, stainless steel sink & storage below hinged Formica top. Samsung 40” LED TV facing aft

- Hinged door w/screen into Pilothouse
- Port & starboard built in L shaped settees w/table lamps behind
- (2) Varnished teak barrel chairs
- (2) Varnished teak end tables
- (2) Varnished teak coffee tables w/yachts outboard profile insert
- (2) Varnished teak floor lamps
- Varnished teak ottoman
- Area rug
- AC on Aft Deck

Pilothouse

- Varnished teak parquet sole
- Varnished 8 step stair to Flybridge w/handrail
- 4 Person helm seat on aft Pilothouse bulkhead w/built in footrest & (8) large chart drawers
- Opening window to Aft Deck (slides)
- Port & starboard opening side windows
- Centerline helm
- Two piece door to Lower Salon
- Chelsea clock & barometer
- Area rug
- (7) Varnished cabinet doors
- (3) Varnished drawers
- Varnished binocular locker
- KVH Sat TV service point
- 12 Volt accessory outlet
- 3 Panel windshield each w/a washer/wiper
- Port & starboard curved corner windshields
- Manually deployed EPIRB

Helm Equipment

- 15” Dell monitor for CPU based plotting system
- Simrad color 7” touch screen plotter/sounder
- Simrad AP 28 autopilot
- Furuno color fish finder
- Datamarine CD 400 digital depth finder
- Rayline searchlight control
- Raytheon loud hailer model 250

- Danforth 2 position charge meter
- Furuno 48 mile radar FR 8050D
- Hynautic clutch & throttle controls
- Glendinning synchronizer control
- C-Plath Nav Pilot II gyro controlled autopilot
- (2) AETNA digital tachometers
- Emergency/engine stop pull cables
- Raritan rudder angle indicator
- Trim tab controls
- Dolphin stabilizer controls w/pressure gauges
- Full engine gauges
- Start/stop controls
- Follow up steering joystick
- Icom M-126 VHF w/DSC
- Stephens SEA 222 SSB
- Windshield wiper controls
- AC in Pilothouse
- AC voltmeter (analog)
- (2) AC amp meters (analog)

Lower Salon

The Lower Salon area is both spacious and bright due to the large side cabin windows. Different than her sisterships this area is paneled in a high gloss burlwood including the frames which enclose the wood mini blinds port and starboard. The sole is plush carpet with a removable runner.

Aft to port is a built in bar with a granite top, mirrored surrounds and a cabinet with fitted glass and dish storage above. Below the bar are two storage drawers and the yacht's entertainment electronics consisting of: a 28" Samsung LED TV, a Harmon Kadron HK 3400 stereo receiver, a Pioneer 6 disc CD changer, a Pioneer dual cassette deck, a Niles audio speaker selection system and a storage drawer below. Outboard is a large locker for shipboard electronic access and storage.

Next forward is a three drawer end table with a table lamp above.

A five cushion L shaped upholstered sofa is next forward with a large hi-lo drop leaf coffee table that raises to be used for dining. Inboard is another unique end table and table lamp. The forward bulkhead above the sofa and end table is comprised of three double bookcases which hinge open to reveal a large storage area behind. To starboard starting forward are the steps to the Galley/Crew/Engine Room area. Next aft flanked by two bamboo/wicker chairs that serve as dining chairs is a full size Roland HP 5700 digital piano with a table lamp.

Also in this area are Bose mini cube speakers, three deep storage lockers, one port, one starboard, one forward, nine overhead halogen mini spots and air conditioning.

Galley

Four steps down from the Lower Salon is the yacht's Galley. To starboard is a raised four person dinette with five drawers below and a storage shelf above the Formica countertop. Two large opening portholes are above the table.

The Galley is C shaped and offers the following amenities:

- Full size Whirlpool refrigerator/freezer
- Kitchenaid dishwasher
- Kitchenaid Superba oven & Ceran top 4 burner range top
- Whirlpool microwave w/work light & exhaust fan
- Stainless steel under mount double sink
- Removable spray faucet
- Corian solid surface countertops
- (14) Painted cabinet doors
- (3) Painted drawers
- Pullout hardwood cutting board
- Opening porthole
- Analog ship's voltmeter
- Analog ship's amp meter
- Privacy door
- Food disposal
- Soap dispenser
- Vinyl tile look sole
- Deck hatch in sole to large storage area
- (4) Overhead AC light fixtures
- Standard Horizon VHF

Crew Cabin

The Crew Area is forward behind a hinged door. There are two berths to port with the lower a tapered double berth and a single berth above.

There are four drawers and a cabinet below the lower berth and two opening portholes above the upper berth. Each berth has a reading light. Forward of the berth are three additional drawers and a storage cabinet. Above is a countertop and a small JVC TV.

All the way forward in the forepeak is the cabin's shower with a light, an exhaust fan and a stainless steel shower pan. An access hatch accesses the chain locker.

Starting forward to starboard going aft are two auto lit hanging locker with shelves within, followed by a six tread ladder to the Foredeck escape hatch.

Next aft is the Crew Head with a vanity with two cabinet doors below a solid surface countertop with molded sink, a mirrored medicine cabinet door, opening porthole and a Vacuflush toilet. The sole matches the Galley and Crew Area.

Aft Accommodation Companionway

Down six carpeted steps from the Lower Salon are the yacht's three cabins.

First up to starboard is a large dual access head which serves the two twin bed cabins as well as acts as the Day Head.

Next aft to starboard is the Starboard Side Twin Bed Guest Cabin.

To port is a matching twin bed cabin with oversize single bunks.

Aft behind a burlwood door is the full beam Master Suite.

Guest Head

The Starboard Side Guest Head has two entry doors allowing it to serve both Guest Cabins as well as serve as the Day Head.

The sole is ceramic tile. The vanity has two cabinet drawers below and an under mount sink in the wicker look Formica. Above is a mirrored medicine cabinet with fold out lighting either side.

The stall shower has a clear glass door matching wicker Formica, a light, an exhaust fan and a stainless steel shower pan.

The toilet is a Vacuflush model. Above the toilet is a sliding port with screen.

Starboard Guest Cabin

Entered from the forward end is the Twin Berth Starboard Guest Cabin.

The berths are generously sized by today's yacht standards. Each berth has two drawers below and a reading light above.

Between the berths is a four drawer nightstand with a mirror and soffit lights above.

At the foot of the outboard berth is a full size double door auto lit hanging locker, entry

into the shared head and the cabin's entry door.

Also in this cabin are two sliding opening ports with screens, Roman shades, two stereo speakers, a carpeted sole and varnished magazine rack.

Port Guest Cabin

The Port Guest Cabin is entered from the aft end. Two oversize twin bunks with two drawers each below, reading lights and padded headboards and bulkhead surrounds are forward.

Between is a four drawer nightstand with a mirror and soffit lights above.

Outboard are two sliding portlights with Roman shades.

At the foot of the outboard berth is a single door auto lit hanging locker.

Also in this cabin are stereo speakers, SMX digital AC controls, two stereo speakers, a carpeted sole and a varnished magazine rack.

Master Cabin

All the way aft the Master is entered via a long companionway with the Master Head entrance prior to the Master Cabin entry through a door at the start of the Companionway.

A king size berth is on centerline with a padded headboard above and four large storage drawers under the berth.

To both port and starboard are twin nightstands with one drawer and one large cabinet below. Swing arm reading lights are over the nightstand. To port the nightstand continues forward to form a vanity with a drawer and pullout bench below then further forward into a chest of three drawers. Above are two slide opening portlights with Roman shades. Further forward is a double door auto lit hanging locker.

To starboard the nightstand continues into six storage drawers with a bookshelf and two sliding ports above covered by Roman shades. Furthest forward is a double door auto lit lockable hanging locker.

Also in this cabin are mirrored aft bulkheads either side of the berth. Behind the berth is reserved for artwork with two eyeball directional lights. There is a carpeted sole, two stereo speakers and SMX AC controls.

Master Head

The Master Head has a mosaic tile sole, a vanity with two drawers and three cabinets, an under mount sink and stage lighting around the mirror over the sink.

Two storage cabinets and a sliding portlight are outboard. The toilet is a Vacuflush model.

The tub shower has a sliding door, a handheld or wall mountable fixture, a light and an exhaust fan.

Entry to the Head is via a sliding pocket door.

Foredeck

- Teak over aluminum Foredeck & side deck, replaced 2011, glued not screwed
- Newer Maxwell 3500 230 volt windlass w/up & down foot switches on stainless steel deck plate
- Galley Maid chain stopper
- Stainless steel 3/8" chain rode
- Bow anchor roller
- Forfjord steel anchor
- Heavy stainless steel anchor strike plate on bow
- Deck hatch into Crew Cabin
- 4 - 6 Person bow seat w/removable cushions, backrest & (3) hinged storage lockers below
- (2) Stereo speakers on bow
- Dual spring line cleats w/fare leads
- Varnished cap rail set upon raised bulwarks
- Varnished handrail w stainless steel stanchions & dual life lines
- Port & starboard Pilothouse rail breaks w/twin safety chains
- Port & starboard 50 amp shore line inlets
- Port & starboard telephone TV inlets
- Foredeck burgee staff socket, varnished staff
- Dado brown painted 1/2 round coach roof trim
- Aluminum bow rail forward
- White Textulene windshield cover for Pilothouse
- International Navigational lights
- Whistle
- Dual trumpet horn w/signal light
- Rayline chrome remote control searchlight
- Port & starboard lockable Lucite wing doors to Aft Deck
- (2) Port & (2) starboard overhead stainless steel trimmed incandescent light fixtures

Cockpit

- 6' 6" Cockpit at centerline
- Teak sole
- Varnished teak cap rail
- Walk thru hinged transom door
- Twin stern cleats & fare leads port & starboard
- Portside welded aluminum dunnage box w/hinged top
- Freshwater wash down at port dunnage box
- Starboard side welded aluminum storage cabins w/(2) hinged doors
- (2) Fishing chairs w/removable cushions & covers, gimbals & rod holders
- Integral diamond plate aluminum swim platform
- Teak step from Cockpit door to swim platform
- 3 Step hinged swim ladder
- Lazarette access hatch
- Storage for Marquipt Tide Ride 8 step ladder
- Marquipt 4 step vertical ladder
- (2) DC Cockpit lights

Lazarette

- 5 Step Marquipt Tide Ride ladder, stowed below
- (2) Spare props
- Bennett trim tab system
- Spare stub shaft
- Oversize deck drains from Cockpit above
- Battery box w/(8) 8 volt batteries
- (2) Battery shutoff switches
- Heavy Duty steering gear
- 32 Volt blower system
- Marine Manufacturer 110 volt electric motor connects to power steering pump
- Incandescent lighting

Flybridge

Accessed via eight steps and a hinged hatch from the Pilothouse, there is a welded aluminum rail at the top of the steps. The helm is centerline. Features of this area include:

- Plexiglass windshield
- 4 Bow Bimini top w/3 panel front enclosure
- L shaped portside seating for 4 w/removable cushions, cover & storage below

- Seating to starboard for 3 w/removable cushions, cover & storage below
- Centerline storage cabinet
- Pompanette portable companion seat
- Nonskid painted aluminum decking
- Hinged aluminum mast w/down light

On Mast:

- Furuno 4' open array radar antenna
- Anritsu 4' open array radar antenna
- (3) GPS sensors
- (2) VHF antennas
- Over the Air TV antenna
- Hailer horn
- Mast lights
- Meal & absent light
- (3) Flag halyards
- Stereo antennas
- Cell booster antenna

- Port & starboard storage cabinets
- (2) Stereo speakers
- Port & starboard lit name-boards
- 110 Volt outlet
- Low level deck lighting

Flybridge Helm

- Port & starboard storage cabinets
- (2) Stereo speakers
- Port & starboard lit name-boards
- 110 Volt outlet
- Low level deck lighting
- Raised Pompanette helm seat w/footrest
- Edson stainless steel Destroyer wheel
- Hynautic clutch & throttle controls
- Full engine gauges under hinged plexi top
- Aetna digital tacks under hinged plexi top
- Start/stop buttons under hinged plexi top
- Raritan rudder angle indicator under hinged plexi top
- Follow up jog steering control
- Anritsu 48 mile radar

- Glendinning synchronizer controls
- Simrad AP 24 autopilot
- 6" Magnetic Danforth Constellation compass
- Furuno RD 30 data/depth/speed
- Garmin 2210 GPS map
- Portable chart table
- Portside sliding cabinet w/Icom M-100 VHF, Horizon Intrepid VHF w/DSC
- Starboard side sliding cabinet w/Rayline searchlight control & remote VHF speaker
- Helm cover
- Standard Horizon remote VHF speaker

Boat Deck

- Nonskid painted aluminum decking
- 8 Person Elliott life raft
- Burger electric tender davit
- Life ring w/retrieval line
- KHV Sat TV antenna on custom pedestal aft of tender
- Custom tender chocks
- 110 Volt outlet
- Tender:14' Novurania RIB w/60 HP 4 stroke Mercury & full cover

Engine Room

- 5' Headroom
 - Both engines rebuilt 2003, starboard had new long block at that time. Time since rebuild 2198 port, 2057 starboard. Total time approx. 8000 hours.
 - Painted aluminum diamond plate sole
 - (2) Kidde 50 lb. CO2 fire suppression systems, Hydoed 2014
 - Splendide 2000 washer/dryer combo
 - Cruisair 36,000 BTU Aft Deck AC system
 - Cruisair 16,000 BTU Master AC system
 - Cruisair 16,000 BTU Pilothouse AC system
 - Cruisair 16,000 BTU Guest Stateroom AC system
 - Cruisair 16,000 BTU Galley AC system
 - Cruisair 16,000 BTU Lower Salon AC system
-
- 32 Volt Oberdorfter oil change pump
 - 230 Volt windlass electro/hydraulic system
 - Head Hunter tank Sentry LE waste tank gauge
 - 120 Volt fluorescent Engine Room lighting

- 32 Volt incandescent Engine Room lighting
- (2) Racor 900 fuel filters w/vacuum gauges for main engines
- (2) Racor 500 fuel filters w/vacuum gauges for generators
- Generator, oil sump connections
- Work vice
- Glendinning engine synchronizer
- Pressurized fuel tank gauges
- Fuel manifold system for fill & draw
- (2) Generator Stewart Warner fuel priming pumps
- Aircept crankcase ventilation system
- Full direct reading engine gauges w/service meters
- Engine muffler system w/recent exhaust risers
- Haier refrigerator currently used as wine cooler
- Village Marine watermaker 150 GPD
- Flowtech 120 volt house water pump w/large pressure gauge & expansion tank
- Vacuflush toilet system w/(3) vacuum pumps
- 30 Gallon Reheem water heater
- Staye 120 volt household compressor w/15 gallon tank
- Sperry/Vickers Dol Fin stabilizer system w/manual pins. After upgrades system is now referred to as a Naiad 252 model w/6 square foot fins
- PSS dripless shaft seal systems
- "Odor Safe" waste hoses
- Craftsman 15 drawer tool chest
- Work area, port forward Engine Room
- Expansion bottles for generator cooling system
- Entire Engine Room painted bright white
- (2) Jabsco diaphragm bilge pump
- (2) Engine Room blowers
- Allison MH25 marine gears 2:51 to 1 ratio
- 2 ½" Stainless steel prop shafts
- (4) Rule submersible bilge pumps
- Dual Vickers hydraulic pumps for stabilizer system means stabilizers wash off either engine

Electrical System

- 12/32 Volt DC system
- 120/240 Volt AC system
- 1986 Westerbeke 20 KW generator w/Perkins engine new electrical end 30 KW 7604 hours on engine
- 1988 Onan 20 KW generator w/8494 hours
- (2) Lamarche isolation transformers
- Voltage Boost option for each 50 amp shared 10% or 5%

- Phase 3, 70 amp 12 volt house battery charger
- True Charge 40 amp 12 volt generator battery charger
- Lamarche 30 amp 32 volt engine start battery charger
- Analog incoming voltage gauge w/dual analog amp meters (cord 1 + 2)
- Newmar 12 volt w/(8) breaker protected circuits, battery switch & analog voltmeter
- (4) Rotary battery switches
- Engelherd corrosion meter
- AC distribution panel w/(24) 110 volt breaker protected circuits
- AC distribution panel w/(4) 220 volt breaker protected circuits
- DC distribution panel w/(13) DC breaker protected circuits
- (3) Rotary selector switches, shore 1, shore 2, gen 1, gen 2
- Pilothouse 12V DC panel w/analog volt & amp meter w/(20) breaker protected circuits & battery condition meter
- (2) 50 Amp shore cord inlets
- (8) 8 volt batteries in series for 32 volt system, located in Lazarette
- (3) 12 Volt batteries for 12 volt system (1) Group 31 for each generator, (1) 8 D for house system, located in Engine Room

Construction Details

Welded aluminum ½" and ¼" plates over aluminum 5/16" flat bar frames 14" on center with intermediates. Decking is ¼" plate.

In Jan. 2010 the yacht LOOSE underwent an ultrasound inspection of 175 various points of her bottom with excellent results. This was after a 1999 ultrasonic inspection found some plating in need of replacement around the forward water tank.

Remarks

LOOSE is widely thought to be a perfectly balanced Burger Cruiser in both profile and arrangement. Her long Foredeck is matched by an equal size Aft Deck with the addition of a very useful Cockpit.

Built for George Johnson of Chicago as the AFRICAN QUEEN, she was then renamed AMEN and finally **LOOSE**, a name she has enjoyed for her last two owners.

Always maintained properly, **LOOSE** may be the best example of an older Cruiser style Burger afloat.

She wins awards every year at the Ocean Reef Vintage Weekend. Her condition is outstanding!

Exclusions

While every effort was made to list all pertinent included equipment aboard **LOOSE**, there are some personal belongings aboard. Prospective purchasers should assume any item not specifically mentioned herein will not convey at closing.

Исключения


При продаже яхты исключаются личные вещи владельца.

Отказ от ответственности


Компания предоставляет описание судна или яхты добросовестно, но не может гарантировать точность этой информации, а также не ручается за техническое состояние. Покупатель должен проинструктировать своих агентов или оценщиков исследовать представленную информацию более подробно, по собственному желанию. Продажа судна или яхты, изменение цены или снятие с продажи будет происходить без предварительного уведомления.

ФОТОГРАФИИ


Aft Deck Looking Aft to Starboard




Aft Deck Looking Aft to Port




Aft Deck




Aft Deck Looking Forward Portside



Aft Deck Looking Forward Starboard Side



Aft Deck Coffee Table Detail



Aft Deck Bar



Aft Deck Wing Doors & Side Decks



Pilothouse



Helm Detail



Helm Detail



Helm Seat



Flybridge Stairs



Lower Salon Looking Forward to Port




Lower Salon Looking Forward to Starboard



Lower Salon Looking Aft




Salon Bar & Entertainment Center




Salon Bookcases Forward w/Storage Behind




Galley Looking Forward




Galley Looking Aft



Galley Dinette



Galley Entrance




Crew Cabin




Crew Head




Crew Shower




**Lower Accommodation
Companionway**




Starboard Side Guest Head



Starboard Cabin



Starboard Cabin



Portside Cabin




Master Cabin



Master Looking to Starboard




Master Looking to Port



Master Looking Forward




Master Head



Master Tub Shower



Bow



Windlass Detail



Bow Seat



Bow Area




Flybridge Brow Equipment



Wide Side Decks



Entry



Cockpit




Cockpit Portside



Cockpit Starboard Side




Flybridge Access Hatch



Helm




Helm Detail



Helm Seats




Flybridge Seating to Port




Flybridge Seating to Starboard




Mast Equipment




Sat TV Behind Tender




Engine Room Entrance




Starboard Engine




Outboard Starboard Engine



Starboard Generator




Port Engine




AC Compressor Outboard Port Engine



Port Generator



Forward of Port Engine




Engine Room Electrical Panel



Alternate Profile



Alternate Profile



Alternate Profile



LOOSE



Layout



КОНТАКТЫ

Андрей Шестаков (Andrey Shestakov) – ведущий яхтенный брокер отдела продаж яхт и судов компании Shestakov Yacht Sales Inc. Официальный представитель Shestakov Yacht Sales Inc. для русскоговорящих клиентов в центральном офисе компании в Майами/Форт Лодердейл/Флорида/США.

Контактная информация

Email:
andrey@shestakovyachtsales.com

Web: shestakovyachtsales.com

Телефоны

Краснодарский край: **+7(918)465-66-44**

США, Майами, Флорида: **+1(954)274-4435**

Время работы

Понедельник – Суббота: **9:00 - 21:00** EDT

Воскресенье: **Закрето**

Адрес



Harbour Towne Marina, 850 NE 3rd St, STE 213, Dania, FL 33004