

FOLLOW ME — MARQUIS



Builder: MARQUIS

Year Built: 2005

Model: Motor Yacht

Price: PRICE ON APPLICATION

Location: United States

LOA: 65' 0" (19.81m)

Min Draft: 4' 10" (1.47m)

Max Draft: 5' 0" (1.52m)

Cruise Speed: 19 Kts. (22 MPH)

Max Speed: 24 Kts. (28 MPH)

Our experienced yacht broker, Andrey Shestakov, will help you choose and buy a yacht that best suits your needs **Follow Me — MARQUIS** from **our catalogue**. Presently, at **Shestakov Yacht Sales Inc.**, we have a wide variety of yachts available on **our sale's list**. We also work in close contact with all the big **yacht manufacturers** from all over the world.

If you would like to buy a yacht **Follow Me — MARQUIS** or would like help answering any questions concerning purchasing, selling or chartering a yacht, please call **+1(954)274-4435**

TABLE OF CONTENTS

TABLE OF CONTENTS	2
SPECIFICATIONS	4
Overview	4
Basic Information	4
Dimensions	5
Speed, Capacities and Weight	5
Accommodations	5
Hull and Deck Information	5
Engine Information	5
DETAILED INFORMATION	6
General:	6
Propulsion & Machinery:	7
Generator(s):	7
Vessel Electrical Systems, DC:	7
Vessel Electrical Systems, AC:	8
HVAC System:	8
Other Machinery/Systems:	8
Helm Controls & Number of Stations:	9
Navigation Electronics:	9
Entertainment Systems:	9
Galley Systems:	10
Deck Equipment:	10
Other Deck Features:	10
Fire Fighting & Safety Gear:	11
Main Deck, Aft Deck:	11
Main Deck, Side Decks:	12
Fore Deck:	12
Fly Bridge:	12

Main Deck, Salon:	13
Main Deck, Galley:	14
Main Deck, Lounge:	14
Lower Deck, Master Stateroom:	14
Lower Deck, Master Stateroom Head, Port side:	15
Master Stateroom Head, Starboard side:	16
Lower Deck, VIP Stateroom:	16
Lower Deck, VIP Stateroom Head:	17
Lower Deck, Port Stateroom:	17
Lower Deck, Port Stateroom Head:	17
Engine Room Equipment:	18
Special Features of vessel (reasons to buy):	18
Not for sale to US residents while in US Waters	19
Exclusions	19
Disclaimer	19
PHOTOS	20
CONTACTS	28
Contact details	28
Telephones	28
Office hours	28
Address	28

SPECIFICATIONS

Overview

This beautiful **65' Marquis Yachts** is a one owner vessel. The owner has taken wonderful care of the boat throughout the years and it shows. The **65' Marquis Yachts** is probably the best selling **Marquis Yachts 2005** to date, and when you step aboard this vessel, you'll clearly see why. If you are in the market for a **65' Marquis Yachts**, you can't miss the opportunity to see this lovely boat. The performance, livability and efficiency of the **65 Marquis** has no equal. This **Marquis has very low hours** and a history of being very well maintained by a knowledgeable yachtsman **only in fresh water**.

Whether cruising with the family and friends or entertaining business associates this **Marquis** will serve as an amazing platform for years of adventures and great memories. The **65 Marquis** is the "Lexus" of the Carver world. The design and construction are influenced by a well-known boat builder with years of experience building one of the top fiberglass boats in the world. If you are not familiar with **Marquis Yachts** you should see this blend of Italian design and American craftsmanship to know why it has been so popular since it was first introduced. If you have been on board other boats this size you will be shocked with the volume of this boat, she has a huge custom salon and air conditioned flybridge with expansive room for entertaining, and a three stateroom layout all with ensuite heads. **Special Features of vessel (reasons to buy):**

Custom exterior hull side paint.

Custom Interior a huge salon. Air conditioned and new enclosed fly bridge.

Electro/hydraulic swim platform/dinghy lift/swim platform electric lights. Fresh "Prop Speed" coatings on running gear. Three Stateroom / Three Head Layout Massive Master Stateroom Bow & Stern Thruster Upgrade

Basic Information

Category: Motor Yacht

Sub Category: Flybridge

Model Year: 2005

Year Built: 2005

Country: United States

Dimensions

LOA: 65' 0" (19.81m)

LWL: 64' 10" (19.76m)

Min Draft: 4' 10" (1.47m)

Max Draft: 5' 0" (1.52m)

Speed, Capacities and Weight

Cruise Speed: 19 Kts. (22 MPH)

Cruise Speed RPM: 1700 Kts.

Max Speed: 24 Kts. (28 MPH)

Max Speed RPM: 2100 Kts.

Water Capacity: 200 Gallons

Fuel Capacity: 1100 Gallons

Accommodations

Total Cabins: 3

Hull and Deck Information

Hull Material: Fiberglass

Engine Information

Engines: 2

Manufacturer: MTU

Engine Type: Inboard

Fuel Type: Diesel

DETAILED INFORMATION

General:

Vessel Name: Follow Me

Model Year: 2005

Build Year: 2005

Builder: Marquis Yachts

Naval Architect/Designer: Nuvolari Lenard

Vessel Type: Twin Diesel Powered Fly bridge motor yacht

Hull material: Reportedly, solid fiberglass underwater hull to waterline with Cored molded fiberglass hull sides.

Super structure material: Cored molded fiberglass

Deck material: Cored molded fiberglass with Teak Plank overlay on aft deck, swim platform and partial side decks plus stairs to fly bridge and swim platform.

L.O.A.: 69' 11" per 2019 Power Boat Guide

Beam: 17' 11" per 2019 Power Boat Guide

Draft: 6' 0" per 2019 Power Boat Guide

Displacement: 94,000 lbs. per 2019 Power Boat Guide

Fuel: Diesel

Fuel Capacity Total: 1,178 U.S. Gallons per labels on fuel tanks

Fuel tank material: Aluminum

Water Capacity Total: 200 U.S. Gallons per 2019 Power Boat Guide

Water Tank Material: Aluminum

Black Water Tank Material: Polyethylene

Black Water Capacity: 150 U.S. Gallons per 2019 Power Boat Guide

Grey Water System: Polyethylene, fiberglass and plastic sump tanks with discharge pumps and automatic float switches

Water Maker: In-line water purifying system

Lube Oil Change System: 24 volt DC Reverso pump with manifold

Reported cruising and full speed: 24-26 knots cruise. 30+ knots WOT (Wide Open Throttle, per 2019 Power Boat Guide).

Propulsion & Machinery:

Main Engines: Two (2) Detroit Diesel/MTU V12 1500

Horse Power: 1500 @ 2350 RPM's.

Main Engine Hours: Port: 1975 Starboard: 1975

Gear Boxes: ZF 2050 V, V Drives with shafts.

Shaft seals: Tides Dripless Shaft Seals with spare seal casings and cross over cooling hoses

Gear Box Ratio: 2.467:1

Propeller Shafts: Stainless Steel 3.5" diameter

Propellers: Two (2) five blade Nibral 38" x 46" propellers

Propeller shaft struts: Four (4) Cast Bronze "I" Beam shaft struts

Generator(s):

Kohler 23EFOZD, Four cylinder, 23 KW, 230 volt, 50 Hz, 1500 RPM Diesel generator. Serial # 2030717. Generator Hours: 651.8 per digital hour meter on generator.

Starting volts: 12 volts DC

Generator fuel pump: 12 volt DC fuel pump

Generator oil system: Engine driven oil pump with spin on canister.

Vessel Electrical Systems, DC:

DC voltage: 24 volts

Batteries: Deka 12 volt 8D flooded lead acid batteries plus one Deka 12 volt Group 31 flooded lead acid battery for generator.

Battery Chargers: Mastervolt Mass 24/100, 24 volt 100 amp Battery charger. Two (2) Mastervolt Mass 24/75, 24 volt 75 amp Battery chargers.

Battery Isolators: Sure Power Industries, Battery Isolators

Battery Switches: Guest rotary, BEP rotary and Perko rotary Battery Switches

Vessel Electrical Systems, AC:

AC voltage: 220/240 volts AC, 50 Hz, single phase.

Shore Power Inlets: 220/240 volt shore power inlets

Shore Power Cords: Two (2) Vinyl coated shore power cords on cable reels.

Shore Power Cable Reels: Two (2) Glendinning shore power cable reels.

Shore Power Transformers: Charles IsoBoost 50, 50/60 Hz. C-Power 12 kva IsoTransformer, 50/60 Hz.

Galvanic Isolator: Highly recommended if not installed in the shore power transformers.

HVAC System:

Cruise Air Split Gas Direct Expansion with condensing units in engine room and air handlers (evaporators) throughout vessel. Digital control heads throughout vessel including fly bridge.

Other Machinery/Systems:

Water maker: Fresh water sanitizing system with UV lights and filters

Bow & Stern Thrusters: Side Power 24 volt DC bow and stern thrusters with twin four (4) blade plastic propellers.

Fuel Filtration: Four (4) Racor 751000MAX primary fuel/water separators for main engines. One (1) Racor R20T Primary fuel filter/water separator for generator. Secondary bowls on main engines and generators.

Bilge Pumps: Rule 3700 bilge pumps with float switches.

Bilge High Water Alarms: Integrated into the bilge float switches. **Sewage (Black Water) systems:** Type III System, Polyethylene black water tanks, two (2) with “Y” valves, macerator and diaphragm discharge pumps and deck discharge fittings.

Grey Water Systems: Individual grey water sump tanks, Polyethylene, fiberglass and plastic sumps with discharge pumps and automatic float switches.

Fresh Water Systems: Aluminum fresh water tank. Grundfos 230 volt 50 Hz fresh water demand pump. Painted steel expansion tank. Blue and Red PEX fresh water piping. White porcelain under mount head sinks. Black Corian type galley sink. 24 volt DC Tecma Marine toilets.

Steering Systems: 24 volt DC electro/hydraulic power steering.

Helm Controls & Number of Stations:

Two (2), One Helm Station on the Fly Bridge plus engine/transmission controls and thruster controls on aft deck.

MTU electronic engine throttle and transmission controls.

Engine synchronizing system: MTU electronic engine synchronizing.

MTU/DDEC back up emergency engine controls installed on fly bridge helm station.

Navigation Electronics:

Raymarine RL80C Marine Radar/Chart Plotter/Trip Log

Raymarine RC631 GPS/Chartplotter

Raymarine ST60 Tridata Multi-Display

Raymarine ST6001 Auto Pilot

Interphase iScan 180 Forward Looking Sonar

Raymarine Ray 240 VHF Marine Radio

Russian type VHF Marine Radio

CCTV system with cameras installed over the navigation lights, port and starboard

Hyundai H-LCD 900 Display

Entertainment Systems:

Samsung 50" Television in Salon

Samsung CD/DVD player in Salon with recessed speakers in the overhead

NEC 43" Television in Master Stateroom

Clarion VS735 DVD Player

Clarion DXZ55MP AM/FM/CD/Sirius stereo's

Galley Systems:

AEC Two burner stove with ceramic glass cook top and touch controls

Electrolux 220-240 volt AC 50 Hz Refridgerator

Electrolux 220-240 volt AC 50 Hz Refrigerator/Freezer

Sharp 900 Watt Stainless Steel 220-240 volt AC 50 Hz Microwave Oven

Black Corian type sink with stainless steel faucet

Deck Equipment:

Maxwell 24 volt DC anchor windlass with remote in deck control switches

Stainless steel plow anchor with stainless steel anchor fairlead roller bracket

Galvanized steel anchor rode

Anchor chain washer

Maxwell 500 docking line winches on aft deck

Electro/hydraulic swim platform/dinghy lift

Telescoping type stainless steel swim ladder

Other Deck Features:

Aft and side deck overhangs with lighting

Courtesy lights

Storage lockers

Stairs from aft deck to fly bridge

Aft deck engine and thruster controls

Teak aft and side decks overlay

Freshwater wash downs

Aft deck table with five chairs

Bench seating

Fore deck sun lounge

Stainless steel cup holders on fore deck

Hot and Cold shower on aft deck

Stainless steel safety rails

Stainless steel mooring line fairleads

Stainless steel horn type cleats

Full aft deck Enclosure with Isinglass window

Stainless steel transom gates

Fire Fighting & Safety Gear:

Clean Agent FE-241 Fixed Fire Extinguishing system

Portable fire extinguishers

Two fire blankets

Rule 24 volt DC bilge pumps with automatic discharge float switches with high water alarms

Main Deck, Aft Deck:

Aft deck and side deck overhangs

Stairs to fly bridge

Aft deck engine and thruster controls

Stainless steel and glass sliding companionway door

Side gates

Stainless steel transom gates with steps to swim platform

Weather tight transom door for access to machinery space and storage

Transom locker with electronic activated hatch

Built in bench seating

Teak deck overlay

Shore power cables on powered reels

Main Deck, Side Decks:

Overhangs with recessed lighting

Bulwarks with stainless steel safety rails

Deck drains with covers

Stainless steel horn type cleats

Fixed tempered tinted windows

Starboard side deck door with access to interior

Fore Deck:

Port and starboard built in Boson lockers

Fixed tinted and tempered windows

Sun lounge with stainless steel drink holders

Hatch for forward stateroom

Textaline window shade covers

Recessed anchor windlass and chain locker access

Wash down spigots

Fly Bridge:

Full helm with crew seating

Challenger AVA-9758 AM/FM/DVD/CD stereo with speakers

Teak deck overlay

Fiberglass hardtop with stainless steel support piping

New Isinglass curtain enclosure

Air conditioning

Three helm chairs

Bench seating with storage below the seating

Stainless steel safety railing aft

Hatch for aft deck stairway

24 volt DC recessed overhead lights

Wet bar with sink, Nova Kool 12 volt DC/220 volt AC refrigerator/freezer

230 volt receptacles

Five Toad Stool type stools

Sun lounge

Tinted Acrylic spray shield with stainless steel frame

Main Deck, Salon:

Cherry wood plank flooring

Rope overheads

Satin finished Cherry wood cabinetry

Rope wall covers

Sofa with recliner

Wood coffee table

Samsung speaker bar

Main AC and DC electronic breaker panel

Two recessed speakers in the overhead

Co2 fume detector

CruiseAir digital air conditioning control head

230 volt AC receptacles

Wood ceiling beams with lights

Main Deck, Galley:

Forward port salon

Cherry wood plank flooring

Satin finished Cherry cabinetry

Rope ceiling

Burl wood counter tops

Black Corian type sink with stainless steel faucet

Leather bolster cushion at bar

Main Deck, Lounge:

Cherry wood plank flooring

Satin finished Cherry cabinetry

Rope ceiling

Rope wall covers

Leather sofa

Table lamp with shade

Stairway to guest accommodations with stainless steel safety rails

230 volt AC receptacles

Lower Deck, Master Stateroom:

Carpeted flooring

Gloss Cherry cabinetry and bulkheads

Bilge access hatches

Vinyl ceiling panels with recessed lights

Wall sconce lights

Curtains window shades

Stainless steel portholes

Queen size bed

Love seat with leather cushions

CruiseAir digital air conditioning control head

230 volt AC receptacles

Large walk-in type hanging locker

Large mirror in entry way

Lower Deck, Master Stateroom Head, Port side:

Teak deck flooring

Gloss Cherry cabinetry

24 volt DC Tecma head

Stall shower with tub and Tylö Steam shower system and control head

Vanity mirror with lights

White porcelain sink with faucet

Vinyl ceiling panels

Stainless steel porthole with pleated shades

Full-length mirror on head entry door

Fabric wall covers

Master Stateroom Head, Starboard side:

Teak deck flooring

Gloss Cherry cabinetry

24 volt DC Tecma head

Stall shower with tub and Tylö Steam shower system and control head

Vanity mirror with lights

White porcelain sink with faucet

Vinyl ceiling panels

Stainless steel porthole with pleated shades

Full-length mirror on head entry door

Fabric wall covers

Vanity desk with mirror and lights

Fireboy/Xintex holding tank level indicator

Lower Deck, VIP Stateroom:

Carpeted flooring

Gloss Cherry cabinetry and bulkheads

Bilge access hatches

Vinyl ceiling panels with recessed lights

Stainless steel portholes with pleated shades

Queen size bed

Love seat with leather cushions

CruiseAir digital air conditioning control head

230 volt AC receptacles

Hanging lockers

Lower Deck, VIP Stateroom Head:

Teak deck flooring

Gloss Cherry cabinetry

24 volt DC Tecma head

Stall shower with tub and Tylö Steam shower system and control head

Vanity mirror with lights

White porcelain sink with faucet

Vinyl ceiling panels

Stainless steel porthole with pleated shades

Full-length mirror on head entry door

Fabric wall covers

Vanity desk with mirror and lights

Fireboy/Xintex holding tank level indicator

Lower Deck, Port Stateroom:

Carpeted flooring

Gloss Cherry cabinetry and bulkheads

Vinyl ceiling panels with recessed lights

Stainless steel portholes with pleated shades

Twin single berths

CruiseAir digital air conditioning control head

230 volt AC receptacles

Hanging lockers

Lower Deck, Port Stateroom Head:

Teak deck flooring

Gloss Cherry cabinetry

24 volt DC Tecma head

Stall shower with tub and Tylö Steam shower system and control head

Vanity mirror with lights

White porcelain sink with faucet

Vinyl ceiling panels

Stainless steel porthole with pleated shades

Full-length mirror on head entry door

Fabric wall covers

Vanity desk with mirror and lights

Fireboy/Xintex holding tank level indicator

Engine Room Equipment:

Clean Agent fixed fire suppressant system

Main AC & DC breaker panels

Two MPMEKC Stainless steel 240/230 volt AC hot water heaters

Fresh water/potable filtration system

Grundfos 220/240 volt AC fresh water pump

24 volt DC Reverso oil change system

Charles ISOboost 50, 50/60 Hz shore power transformer

Glendinning shore power cable reel

Leeson 24 volt Diaphragm black water overboard discharge pump

230/240 volt 50/60 Hz AC air conditioning seawater supply pump

Special Features of vessel (reasons to buy):

Custom exterior hull side paint

Custom Interior

Air conditioned and new enclosed fly bridge

Electro/hydraulic swim platform/dinghy lift/swim platform electric light Fresh "Prop Speed" coatings on running gear

Not for sale to US residents while in US Waters

Not for sale to US residents while in US Waters









Exclusions






Owner's personal belongings.



Disclaimer







The Company offers the details of this vessel or yacht in good faith but cannot guarantee or warrant the accuracy of this information nor warrant the condition of the vessel. A buyer should instruct his representatives, agents, or his surveyors, to investigate such details as the buyer desires validated. This vessel or yacht is offered subject to prior sale, price change, or withdrawal without notice.

PHOTOS



























CONTACTS

Andrey Shestakov, leading yacht broker of the sales department of Shestakov Yacht Sales Inc. Shestakov Yacht Sales Inc., the official representative of the Miami/Fort Lauderdale FL headquarters.

Contact details

Email: **andrey@shestakovyachtsales.com**

Web: shestakovyachtsales.com/en/

Telephones

USA: **+1(954)274-4435**

Office hours

Monday – Saturday: **9:00 - 21:00** EDT

Sunday: **closed**

Address



Harbour Towne Marina, 850 NE 3rd St, STE 213, Dania, FL 33004