

SWEETWATER — LAZZARA



Builder: LAZZARA

Year Built: 2004

Model: Motor Yacht

Price: PRICE ON APPLICATION

Location: United States

LOA: 80' 0" (24.38m)

Beam: 20' 1" (6.12m)

Max Draft: 4' 6" (1.37m)

Cruise Speed: 25 Kts. (29 MPH)

Max Speed: 30 Kts. (35 MPH)

Our experienced yacht broker, Andrey Shestakov, will help you choose and buy a yacht that best suits your needs **SWEETWATER — LAZZARA** from **our catalogue**. Presently, at **Shestakov Yacht Sales Inc.**, we have a wide variety of yachts available on **our sale's list**. We also work in close contact with all the big **yacht manufacturers** from all over the world.

If you would like to buy a yacht **SWEETWATER — LAZZARA** or would like help answering any questions concerning purchasing, selling or chartering a yacht, please call **+1(954)274-4435**

TABLE OF CONTENTS

TABLE OF CONTENTS	2
SPECIFICATIONS	3
Basic Information	3
Dimensions	3
Speed, Capacities and Weight	3
Accommodations	3
Hull and Deck Information	3
Engine Information	4
DETAILED INFORMATION	5
Details	5
Exclusions	8
Disclaimer	8
PHOTOS	9
CONTACTS	14
Contact details	14
Telephones	14
Office hours	14
Address	14

SPECIFICATIONS

Basic Information

Category: Motor Yacht

Sub Category: Flybridge

Model Year: 2004

Year Built: 2004

Country: United States

Dimensions

LOA: 80' 0" (24.38m)

Beam: 20' 1" (6.12m)

Max Draft: 4' 6" (1.37m)

Speed, Capacities and Weight

Cruise Speed: 25 Kts. (29 MPH)

Max Speed: 30 Kts. (35 MPH)

Displacement: 115000 Pounds

Gross Tonnage: 103 Pounds

Water Capacity: 400 Gallons

Holding Tank: 200 Gallons

Fuel Capacity: 2000 Gallons

Accommodations

Total Cabins: 3

Total Berths: 4

Sleeps: 6

Total Heads: 6

Captain Cabin: True

Crew Cabin: 2

Crew Berths: 3

Crew Sleeps: 3

Crew Heads: 1

Hull and Deck Information

Hull Material: Fiberglass

Hull Configuration: Planing

Exterior Designer: Lazzara

Engine Information

Engines: 2

Manufacturer: Caterpillar

Model: C30

Engine Type: Inboard

Fuel Type: Diesel

DETAILED INFORMATION

Details

REMARKS

No expense was spared on a recent refit. Sweetwater has an elegant yet comfortable interior using a sophisticated tone on tone neutral palette, providing a serene welcoming environment. The galley has new Taj Mahal quartz countertops that are as durable as they are beautiful. High end, marine-grade Maharam wallcoverings and top quality designer fabrics are found in all common areas, as well as the staterooms and heads. New custom-stained cherry wood floors were recently installed to match the rich wood interior, as well as the new mosaic marble and travertine floors in each of the heads. There is plush Fabrica carpet in the staterooms and on the stairs. The furniture and mattresses throughout are all custom made with added built-in storage, and hinged for easy access. The high-quality mattresses are quilted, mildew resistant, and fire retardant.

Sweetwater has been well-maintained and shows exactly as the photos indicate. She has benefitted from numerous upgrades in 2017 including:

Complete top-end rebuilds with full CAT engine warranties until 2020
Tunnels were created in the prop well to alleviate cavitation
New hardwood floors throughout main deck and lower foyer
New carpet in all staterooms
New headliners and wall panels
New tile floors in Master, VIP, and Day Head
New granite in the Galley
New and reupholstered furniture
New TV's
SWEETWATER has reliable C-30 Caterpillars providing 1550 HP and a 25 knot cruise speed. Her Trac stabilizers and 4' 6" draft make her ideal for cruising Florida and The Bahamas.

DESIGN HIGHLIGHTS

Spectacular performance and seakeeping ability
Custom yacht quality finish in a production yacht
Speeds up to 30 knots
Twin storage pods at transom for personal watercraft and gear
Five total cabins with six heads
Crew quarters finished to the same standard as guest cabins
Exotic cherry wood interior
Custom country kitchen galley with center island and dining area
Separate dining area at forward end of salon
Large open bridge with hot tub and entertainment facilities
Large open bridge with hot tub and entertainment facilities
Shipboard monitoring system with ISIS software programs

ACCOMMODATIONS: Large sliding glass doors lead from the aft deck with dining table, to the full beam salon with separate dining area, a large country kitchen forward, an on-deck day head, and a lower helm. The aft deck stairs lead down to the swim platform, hydraulic tender lift, storage pods, and engine room. The layout on lower deck consists of three staterooms amidships with ensuite heads, plus there are two staterooms forward with ensuite heads and showers. **Salon** L-shaped sofa with storage below Custom ottoman with storage below End table with glass top 3 side chairs Starboard aft entertainment center with built-in plasma LG 44"TV Surround Sound Stereo/CD/DVD player/Apple TV Hardwoods
Double sliding curved glass doors to aft deck Recessed ceiling low voltage AC lighting Telephone outlet 120 volt receptacles Wood wainscoting on lower walls Wood mullions Wood window sills Upholstered cornices Wood valance Overhead ceiling treatment Side windows, 3/8", laminated and chemically strengthened

Dining Custom wood storage cabinets on forward bulkhead Beveled glass upper storage cabinets
Oval table and 6 chairs Hardwood floor Custom wood columns to define area
Custom wood storage cabinets at aft end of dining area Upper and lower wood cabinets near stairway
Custom ceiling lighting fixture Wood wainscoting on lower wall **Day Head** Marble tile floor
Cherry vanity with marble countertop Towel ring Aquabrace chrome and brass faucet Wall mounted mirror
Wall mounted soap dish and tissue holder Marine toilet Medicine cabinet/storage **Galley**
Wood cabinets with stainless handles Island quartz countertop sink with cabinet storage below Grohe double bin stainless steel sink Grohe single lever faucet with sprayer
Galley cabinets and lockers, above and below quartz galley countertop Built-in pantry Dishwasher Oven, full-sized, convection, under counter Microwave/convection oven over stove 4 burner induction cooktop

Exhaust fan in microwave over stove Insta-Hot water dispenser
 Refrigerator/freezer double door with ice dispenser in door Water filter
 Forward windshields, ½", laminated and chemically strengthened glass
 Side windshields, 3/8", laminated and chemically strengthened glass 15" LCD flat screen TV
 Stairs leading to flybridge Starboard side sliding door to weather deck Lighting, 24 volt Undercounter wine refrigerator **Dinette** Raised dinette with curved seating for 6 Taj Mahal quartz table top
 Dash area behind seating in faux leather Large storage bins accessed from top of dash area
 3 forward windows Forward window mullions trimmed in wood with center section vinyl covered
 Stairs leading down to crew area Electrical subpanel Storage areas surround area above stairs **Lower Helm Station** Electronic engine controls with clutches, throttles and bow thruster
 Helm area complete with electronic and navigational equipment Wiper with control Single helm chair

Master Stateroom Walk-around king sized bed

Solid wood bed base with carved rope detailing and storage drawers
 Veneered night stands, port and starboard, with wood tops and drawers
 Veneered bureaus, port and starboard, with doors and open shelves Upholstered loveseat with storage underneath Overhead ceiling treatment Indirect lighting Padded headboard on aft bulkhead
 Fixed portrait port lights Shoji screens over fixed port lights Reading lights Samsung
 50" plasma TV with Surround Sound Stereo/CD/DVD player/Apple TV Fabric wall coverings, removable panels
 Wood valance with direct and indirect lighting Wainscoting on lower walls with chair rail
 Cherry vanity/desk with chair Large walk-in cedar-lined closet with shelves, lighted, and access to supplemental storage locker behind Full length mirror on interior of closet door Manual safe in master stateroom

Master Head Marble vanity top with 2 under-hung sinks Full-

width cherry vanity cabinet with storage drawers and brass actuator latches
 Extra large glass enclosed shower with marble surrounds, inlaid accent tiles Mirrored medicine cabinet
 Towel bars, tissue holder and wall mounted soap dispensers and toilet brush Wallpaper treatment Marble tile floor Exhaust fan Linen closet Marine toilet, full size Wood lighting valance with overhead lighting LED night-light and light switches Wainscoting on lower walls with chair rail **Lower Foyer Area**

Hardwood floor Washer/dryer laundry center Full height linen locker Stairway to main salon
 Access to master and guest staterooms Veneered quarter round cabinet for sculpture with storage below

VIP Guest Stateroom Port Walk-around queen sized bed Padded headboard

Cherry bed base with storage drawers below
 Veneered night stand with drawers and brass actuator latches and wood top
 Veneered corner cabinet with doors and shelves Veneered upper corner TV cabinet Samsung
 33" LCD flat screen TV Outboard storage/stereo cabinets and open shelving with mirror
 CD/DVD stereo system/Apple TV Cedar-lined hanging locker with mirrored door Indirect lighting Opening ports
 Cornice, upholstered Wood wainscoting with chair rail

Guest Head Port Enclosed stall shower Grohe hand-held faucet with shower-head

Towel ring, tissue holder, wall-mounted tumbler and soap dish and toilet brush Linen closet Medicine cabinet
 Exhaust fan Marine toilet, full size Receptacle, 120 volt Wood valance with overhead lighting LED night -
 light and light switches Cherry vanity with under-hung sink and marble counter top Marble tile floor Grohe
 single lever faucet

Guest Stateroom Starboard Walk-around queen sized bed Padded headboard

Cherry bed base with storage drawers below
 Veneered night stand with drawers and brass actuator latches and wood top
 Veneered corner cabinet with doors and shelves Veneered upper corner TV cabinet Samsung
 33" LCD flat screen TV Outboard storage/stereo cabinets and open shelving with mirror
 CD/DVD stereo system/Apple TV Cedar-lined hanging locker with mirrored door Indirect lighting Opening ports
 Private access to head Cornice, upholstered Wood wainscoting with chair rail

Guest Head Starboard Enclosed stall shower Grohe handheld faucet with shower head

Towel ring, tissue holder, wall-mounted tumbler and soap dish and toilet brush Linen closet Medicine cabinet

Exhaust fan Marine toilet, full size Mirror Wood valance with overhead lighting LED night light and light switches
Wallpaper treatment Cherry vanity with under-hung sink and marble counter top Marble tile floor Grohe single lever faucet

Captain's Stateroom Veneered desk with drawers, wood top and acrylic book shelf Reading light
Computer outlet Access to lower forward bilge area Desk chair Full size bed with storage below
Night stand in veneered wood with storage drawers and brass actuator latches
Veneered storage cabinets with doors and brass actuators, outboard
Veneered storage cabinet with open shelving, outboard Bed base upholstered with storage under Wall-mounted reading light Cedar-lined hanging locker Indirect lighting Mirrored closet door Private access to head
Samsung 26" LCD flat screen TV Stereo/CD player Satellite receiver Opening ports Upholstered cornice

Captain's Head Cherry vanity with under-hung sink and marble counter top Grohe single lever faucet
Enclosed shower stall Grohe handheld shower faucet and shower head Grohe
brass double towel bars, tissue holder, wall-mounted tumbler and soap dish Mirrored medicine cabinet Marble tile floor Exhaust fan Marine toilet, full size Wood valance with lighting overhead
LED night light and light switches

Crew Stateroom (2) Bunk beds with drawer storage below Veneered dresser with storage below
Veneered upper storage cabinets with doors, starboard side
Veneered upper storage cabinets with open shelving, port side Bed base upholstered i with wood trim Wall-mounted reading light Cedar-lined hanging locker Indirect lighting Mirrored closet door Private access to head
15" LCD flat screen TV Stereo/CD player

Crew Head Cherry vanity with under-hung sink and marble counter top Grohe single lever faucet
Enclosed stall shower Grohe handheld faucet with shower head Brass double towel bars, tissue holder, wall-mounted tumbler and soap dish Mirrored medicine cabinet Marble tile floor Exhaust fan Marine toilet, full size
Wood valance with overhead lighting LED night light and light switches

FLYBRIDGE

Custom designed windscreen Custom arch with pre-engineered locations for electronics, antennas, radar, lighting, horns and navigational lighting
Helm chairs, one single and one double Peninsula-shaped bar with varnished wood counter top, sink, and port side drawer refrigerator Ice maker aft of bar Wine refrigerator (3) Stools at bar
Adjustable sunpad lounging area
Outdoor seating group, split into port and starboard sections with brightwork tables for each section & storage beneath Storage for yacht's dinghy Access sliding hatch to main deck level
Access hatch to aft deck via ladder Control for bow thruster
Electronic engine controls, combination clutch and throttle Yamaha Waverunner
Hydraulic davit with remote control, starboard side concealed into styling line, with telescopic and power rotation features Stainless steel dinghy chocks, convert to aft bridge deck guard rails **DECK EQUIPMENT**
Anchor windless, electrical, vertical, with chain stopper Anchor chute, stainless steel
Stainless steel rails on main deck Hinged rails forward for side boarding, port and starboard
Bow, spring and stern cleats, stainless steel, custom designed
Foredeck sunpad, pneumatic assisted opening, with storage under, lighted
Vinyl upholstered foredeck sunpad cushion Deck fills: water and waste removal Fuel fill aft
Burgee staff, custom fabricated stainless steel, with burgee flag Foredeck wash down
Hawse pipes with stainless steel guide posts Dockside water connection Forward hatch to bow cabin
Hinged fiberglass boarding doors, port and starboard Lighting and speakers under hardtop Teak aft deck
Custom designed stainless steel cleats with stainless hawsers Fresh air engine intake vents
Stainless steel hardtop compression posts **AFT DECK** Table with varnished wooden inlaid top Built--
in seating group, Sunbrella covered cushions Storage below seating area Engine removal hatch
Access, aft to sport transom deck, with handrail Fuel fill Aft deck bulwarks
Access to flybridge with stainless ladder Port and starboard steering station Samsung TV **SPORT DECK**
Stairway to aft deck area Fresh water wash down Hot an cold handheld shower Dockside water connection
Fuel fill Shore power outlet Walk-in engine room door with inspection port Hydraulically operated pod doors

(2) Pods: one for personal watercraft storage, one for dive compressor & equipment
Fiberglass bulwark on aft end of sport deck with stainless steel bulwark rails

NOTE * It is reported that in January 2007 the Halon system discharged accidentally while the Caterpillar engines were operating. The Halon was ingested into the Caterpillar engines causing internal damage. The engines were removed from the vessel and returned to the Caterpillar Service Center, Pantropic Diesel where they were completely rebuilt and reinstalled with full warranties.

EXCLUSIONS: All personal & galley items.

DISCLAIMER: The Company offers the details of this vessel in good faith but cannot guarantee or warrant the accuracy of this information nor warrant the condition of the vessel. A buyer should instruct his agents, or his surveyors, to investigate such details as the buyer desires validated. This vessel is offered subject to prior sale, price change, or withdrawal without notice.








Exclusions









Owner's personal belongings.









Disclaimer










The Company offers the details of this vessel or yacht in good faith but cannot guarantee or warrant the accuracy of this information nor warrant the condition of the vessel. A buyer should instruct his representatives, agents, or his surveyors, to investigate such details as the buyer desires validated. This vessel or yacht is offered subject to prior sale, price change, or withdrawal without notice.


PHOTOS











CONTACTS

Andrey Shestakov, leading yacht broker of the sales department of Shestakov Yacht Sales Inc. Shestakov Yacht Sales Inc., the official representative of the Miami/Fort Lauderdale FL headquarters.

Contact details

Email: andrey@shestakovyachtsales.com

Web: shestakovyachtsales.com/en/

Telephones

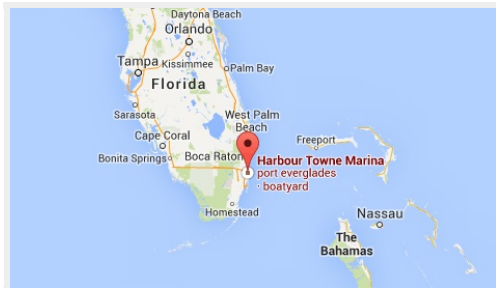
USA: +1(954)274-4435

Office hours

Monday – Saturday: **9:00 - 21:00** EDT

Sunday: **closed**

Address



Harbour Towne Marina, 850 NE 3rd
St, STE 213, Dania, FL 33004