

MAURI — DIESEL DUCK



Builder: [Diesel Duck](#)

Year Built: 2014

Model: Trawler

Price: PRICE ON APPLICATION

Location: Turkey

LOA: 50' 0" (15.24m)

Beam: 14' 7" (4.44m)

Max Draft: 6' 0" (1.83m)

Cruise Speed: 7 Kts. (8 MPH)

Max Speed: 9 Kts. (10 MPH)

Our experienced yacht broker, Andrey Shestakov, will help you choose and buy a yacht that best suits your needs **MAURI — Diesel Duck** from **our catalogue**. Presently, at **Shestakov Yacht Sales Inc.**, we have a wide variety of yachts available on **our sale's list**. We also work in close contact with all the big **yacht manufacturers** from all over the world.

If you would like to buy a yacht **MAURI — Diesel Duck** or would like help answering any questions concerning purchasing, selling or chartering a yacht, please call **+1(954)274-4435**

TABLE OF CONTENTS

| | |
|------------------------------|----|
| TABLE OF CONTENTS | 2 |
| SPECIFICATIONS | 4 |
| Overview | 4 |
| Basic Information | 4 |
| Dimensions | 4 |
| Speed, Capacities and Weight | 4 |
| Accommodations | 4 |
| Hull and Deck Information | 5 |
| Engine Information | 5 |
| DETAILED INFORMATION | 6 |
| Walk-through | 6 |
| Pilothouse | 6 |
| Electronics | 6 |
| Salon | 7 |
| Galley | 7 |
| Master Stateroom | 8 |
| Master Head | 8 |
| Guest Stateroom | 8 |
| Guest Head | 8 |
| ENGINE ROOM | 9 |
| Electrical System | 9 |
| Decks | 10 |
| Sail Plan | 10 |
| Hull | 10 |
| Exclusions | 11 |
| Disclaimer | 11 |
| PHOTOS | 12 |
| Sails | 12 |

| | |
|------------------------|----|
| From the Mast | 12 |
| Foredeck | 12 |
| Aft Deck/Cockpit | 12 |
| Aft | 12 |
| Entrance to Pilothouse | 12 |
| Pilothouse | 12 |
| Entrance to Galley | 12 |
| Salon | 13 |
| Salon | 13 |
| Salon | 13 |
| Master Stateroom | 13 |
| Master Stateroom | 13 |
| Master Bathroom | 13 |
| Master Bathroom | 13 |
| Engine Room | 13 |
| Engine Room | 14 |
| GA Plans | 14 |
| CONTACTS | 15 |
| Contact details | 15 |
| Telephones | 15 |
| Office hours | 15 |
| Address | 15 |

SPECIFICATIONS

Overview

Designed by George Buehler, 50' Diesel Duck Trawler MAURI joins the fleet of Diesel Ducks cruising distant ports. The owner has ordered a new Bering Yacht and traded in this vessel which he had custom built at Asboat Yacht Building in Izmir, Turkey. Amenities such as the Seakeeper Gryo stabilizer, bow and stern thrusters, and ketch rigging assure a safe and comfortable voyager capable of achieving more than a 2500 nm range. This yacht was refit at the Bering Yachts yard in Antalya, Turkey to have her in upgraded ready-to-go condition for her next owner. She is CE class A certified for all oceans.

Basic Information

Category: Trawler

Model Year: 2014

Year Built: 2014

Country: Turkey

Dimensions

LOA: 50' 0" (15.24m)

LWL: 47' 0" (14.33m)

Beam: 14' 7" (4.44m)

Max Draft: 6' 0" (1.83m)

Speed, Capacities and Weight

Cruise Speed: 7 Kts. (8 MPH)

Max Speed: 9 Kts. (10 MPH)

Displacement: 926000 Pounds

Water Capacity: 264 Gallons

Holding Tank: 264 Gallons

Fuel Capacity: 1480 Gallons

Accommodations

Total Cabins: 2

Total Heads: 2

Hull and Deck Information

Hull Material: Steel

Engine Information

Engines: 1

Manufacturer: Iveco

Engine Type: Inboard

Fuel Type: Diesel

DETAILED INFORMATION

Walk-through

MAURI offers a stout passagemaking vessel with sleeping accommodations for as many as eight although designed to be shorthanded by two. Entry is from the swim platform with stairs leading to the aft deck or from either port or starboard amidships gates. Entry to the pilothouse is from the cockpit watertight door or to the starboard side door entry. Down a few steps and forward of the pilothouse is a salon with seating to starboard, day/guest head forward to port. The forepeak houses a guest cabin. Aft of the salon portside is the galley. Further aft is the master stateroom. Engine room entry is from the galley. Natural lighting and fresh air throughout via windows, port lights, and hatches. Teak and holly soles and mahogany finishes add to the richness and depth of the nautical ambiance. Generous stowage. Handholds throughout.

Pilothouse

The pilothouse can be entered from either the starboardside watertight door or from the aft deck watertight door. The pilothouse offers excellent visibility with large panoramic windows and easy access to controls. Helm station is to starboard. Settee with stowage beneath and hi/lo dining table is to port.

- Navigation desk w/ chart storage
- Vetus helm chair
- Wooden steering wheel
- Coolmar air conditioning, 12,200 BTU
- Sony TV
- Marine stereo and Fusion speakers
- Electrolux refrigerator
- Red LED courtesy lights
- Pleated blinds

Electronics

- SIMRAD forward looking sonar
- Raymarine 4kW radar
- JMC NT-1800 NAVTEX
- (2) Navionics Gold map card
- TracPhone V3 (Internet+ Satellite Phone)
- KVH MINI VSAT Broadband
- Raymarine 60STV Premium 60sm DISH (Satellite TV)
- (2) Raymarine displays 12" MFD w/ fishfinder & EU Chart

- Raymarine/FLIR T453 thermal camera
- Raymarine wind angle display
- Raymarine S100 wireless autopilot
- Raymarine display P70
- Raymarine wind angle display
- Raymarine depth sounder
- AIS 650 class B transceiver
- Raymarine VHF Radio
- Airmar weather station
- VHF antenna
- (2) CAM50 PAL camera
- Raymarine wind angle display
- Raymarine depth sounder
- Ritchie compass
- Fusion stereo player

Salon

Forward of the pilothouse and down is the salon. Seating to starboard with an intricately inlaid teak table. The settee converts to a double bed. Good stowage beneath the settee, cabinets, and shelving.

- Sony TV
- Fusion marine speakers
- Coolmar air conditioning, 9,000 BTU
- Samsung washer/dryer
- Liebherr freezer
- Overhead hatch
- Opening portlights

Galley

The galley provides for safe and convenient meal preparation while underway in heavy sea conditions.

- Dometic propane cooktop
- Dometic electric oven
- Electrolux refrigerator
- Microwave
- Samsung dishwasher
- Corian countertop
- Vetus ventilation fan
- Opening portlights

Master Stateroom

The full beam master stateroom is aft. Centerline king size walk-around bed. Good lighting and ventilation with large windows aft and opening portlights. Good stowage with nightstands, drawers, and cabinets.

- Sony 25" TV
- (3) Hanging lockers
- Coolmar air conditioning 9,500 BTU
- Sliding door to the ensuite head

Master Head

The master head is ensuite with a separate full standup shower.

- Jabsco marine freshwater electric head w/ bidet
- Epoxy laminated shower
- Vetus 24V ventilation fan
- Electric towel dryer

Guest Stateroom

The guest cabin is in the forepeak and provides all the comforts of a VIP stateroom including ensuite head.

- Centerline queen-size bed
- Hanging lockers
- Shelves
- Cabinets
- Coolmar air conditioning - 9,500 BTU
- Opening portlight

Guest Head

- Jabsco electrical freshwater toilet w/ bidet
- Epoxy laminated shower
- Electric towel dryer
- Overhead and under the sink storage and cabinets

ENGINE ROOM

The centerline engine room is accessed via a watertight door in the galley. Full stand-up height in most areas.

- 125hp Iveco engine (365 hrs)
- Seakeeper M16 Gyro Stabilizer
- Side Power bow thruster
- (2) Exturn Marino stern thrusters
- Heavy duty, vibration reducing engine mounts
- Walter keel cooler system.
- Jabsco saltwater pump for fire or deck washing.
- Jabsco automatic bilge pump/high-level alarm system for watertight compartments (5,600 liters/hour.)
- Jabsco ventilation including large intake and exhaust blower
- Jabsco 24V fresh water pressure system
- Engine guard rail
- Webasto Air Top 5000 (cabins, salon, & pilothouse)
- HERO Codeline watermaker, 220 liters/hour
- High-density polyethylene fresh water & black/gray water tanks
- Vetus tank level indicating system & gauges
- Hotwater tank connected to engine cooling, 80 ltrs
- Raymarine camera
- Automatic fire-extinguishing system
- Fuel polishing system
- Sea chest with strainer
- Insulated ceilings and walls (A60)
- Workbench

Electrical System

All wiring is multi-stranded, tinned and in accessible conduits above waterline.

- Onan 9.5 kW generator (490 hrs)
- Victron energy charger 12V/15 Amp
- Victron energy Quattro 24V/5000/120 Amp
- Victron energy Phoenix Inverter Compact 24V/2000W
- Victron 7000W 230V isolation transformer
- Victron battery monitoring system
- Bosch engine start battery
- Bosch heavy duty 24V battery bank
- Balmar 24V 140-amp alternator for battery bank charger
- Vetus 24V dual air horn

- 24V marine type interior lighting
- Marinco Shorepower 50-amp service
- Shore connection panel, 24V power panel, 24V lighting and emergency lighting panel, 24V engine control and alarm panel, navigation lights
- 24V DC ventilation fans & panel (engine, cabin, toilet, galley)

Decks

Full walk-around teak decks. The Sunbrella covered aft deck has a settee with Sunbrella bimini.

- Quick electric 24V windlass
- Krom double anchor rollers
- (2) Ultra anchors (45 kg and 27 kg)
- 10mm galvanized 150m chain
- Stainless steel bollards
- Power wash for the anchor
- Bluecraft RIB w/ center console
- Suzuki 20hp outboard engine
- Dinghy davit w/ block and tackle lifting apparatus
- Passerelle
- Swim ladder
- Eurovinil life raft for 6 people
- EPIRB SAILOA SE 406
- SART TRON SART20
- Dorade vents

Sail Plan

- (2) Aluminum masts
- Harken manual winches
- Sail inventory (3 sails) including winches and lines
- Roller furling
- Canvas covers

Hull

MAURI is a George Buehler designed single chine steel hull built with marine Grade A certificated steel plates for the hull and superstructure with Xray tested welds. She is EU CEA class, all oceans. All steel construction materials were sandblasted and primer epoxy painted. Fairing is epoxy compound. All exterior surfaces covered with 3 layers

of anti-corrosion epoxy paint. Underwater surfaces covered with additional antifouling epoxy paint. Polyurethane finishes above the waterline and on superstructure. Complete flopper stopper system, stainless steel and aluminum construction.

- 316 ss propeller shaft
- Bronze 4-blade prop
- Emergency rudder post steering arm
- Manual hydraulic steering pump
- Hella Marine navigation lights
- Hella Marine aft deck light

Exclusions

Owner's personal belongings.

Disclaimer

The Company offers the details of this vessel or yacht in good faith but cannot guarantee or warrant the accuracy of this information nor warrant the condition of the vessel. A buyer should instruct his representatives, agents, or his surveyors, to investigate such details as the buyer desires validated. This vessel or yacht is offered subject to prior sale, price change, or withdrawal without notice.

PHOTOS

Sails



From the Mast




Foredeck



Aft Deck/Cockpit




Aft




Entrance to Pilothouse



Pilothouse



Entrance to Galley



Salon



Salon



Salon




Master Stateroom



Master Stateroom




Master Bathroom








Master Bathroom





Engine Room



Engine Room



GA Plans



CONTACTS

Andrey Shestakov, leading yacht broker of the sales department of Shestakov Yacht Sales Inc. Shestakov Yacht Sales Inc., the official representative of the Miami/Fort Lauderdale FL headquarters.

Contact details

Email: **andrey@shestakovyachtsales.com**

Web: shestakovyachtsales.com/en/

Telephones

USA: **+1(954)274-4435**

Office hours

Monday – Saturday: **9:00 - 21:00** EDT

Sunday: **closed**

Address



Harbour Towne Marina, 850 NE 3rd St, STE 213, Dania, FL 33004