

DON PIPO — PRIVATEER



Builder: PRIVATEER

Year Built: 2014

Model: Trawler

Price: PRICE ON APPLICATION

Location: United States

LOA: 54' 0" (16.46m)

Beam: 16' 3" (4.95m)

Min Draft: 4' 4" (1.32m)

Cruise Speed: 7 Kts. (8 MPH)

Max Speed: 10 Kts. (12 MPH)

Our experienced yacht broker, Andrey Shestakov, will help you choose and buy a yacht that best suits your needs **DON PIPO — PRIVATEER** from **our catalogue**. Presently, at **Shestakov Yacht Sales Inc.**, we have a wide variety of yachts available on **our sale's list**. We also work in close contact with all the big **yacht manufacturers** from all over the world.

If you would like to buy a yacht **DON PIPO — PRIVATEER** or would like help answering any questions concerning purchasing, selling or chartering a yacht, please call **+1(954)274-4435**

TABLE OF CONTENTS

TABLE OF CONTENTS	2
SPECIFICATIONS	5
Overview	5
Basic Information	5
Dimensions	5
Speed, Capacities and Weight	5
Accommodations	6
Hull and Deck Information	6
Engine Information	6
DETAILED INFORMATION	7
Walkthrough	7
Salon	7
Galley	7
Pilothouse	8
Electronics	8
Master Stateroom	8
Master Head	9
Forward Stateroom	9
Guest Cabin	9
Guest Head	9
Mechanical Equipment	10
Electrical System	10
Lazarette	10
FLYBRIDGE	11
Aft Deck	11
Fore Deck	11
Hull	11
Exclusions	12

Disclaimer	12
PHOTOS	13
Salon	13
Salon	13
Salon	13
Galley	13
Galley	13
Galley Refrigerator/Freezer	13
Pilothouse	13
Pilothouse Helm	13
Pilothouse Helm Controls	14
Electric Panel	14
Master Stateroom	14
Master Stateroom	14
Master Stateroom Desk	14
Master Head	14
Master Head	14
Guest Stateroom - Forward	14
Guest Head	15
Stairs to Staterooms	15
Engine Room	15
Engine Room	15
Engine Room	15
Engine Room	15
Engine Room	15
Engine Room	15
Engine Room	16
Engine Room	16
Engine Room	16

Engine Room	16
Engine Room	16
Engine Room	16
Engine Room	16
Foredeck/Windlass	16
Foredeck	17
Foredeck	17
Sidedeck	17
Aft Deck	17
Flybridge	17
Flybridge	17
Flybridge Helm	17
Tender	17
Hauled Out	18
Hauled Out	18
Hauled Out	18
Running Gear	18
GA Plans	18
CONTACTS	19
Contact details	19
Telephones	19
Office hours	19
Address	19

SPECIFICATIONS

Overview

54' Privateer Pilothouse Trawler DON PIPO

This Dutch treat was built at the Privateer yard in Uitwellingerga, Holland by an open checkbook owner who is in the commercial maritime industry. Additionally, the owner is a long-time boater and was selective in choosing his builder and the vessel components for cruising in the US and Caribbean. Although certified CE-A for all oceans, her shallow draft make her ideal for the Bahamas or the Great Loop. The CE-A rating allows for safe passage at wave heights of 4 meters and above and winds that may exceed 8 Beaufort. A yacht that can go anywhere, any time. DON PIPO is captain maintained and in excellent condition.

Basic Information

Category: Trawler

Model Year: 2014

Year Built: 2014

Country: United States

Dimensions

LOA: 54' 0" (16.46m)

LWL: 49' 11" (15.21m)

Beam: 16' 3" (4.95m)

Min Draft: 4' 4" (1.32m)

Speed, Capacities and Weight

Cruise Speed: 7 Kts. (8 MPH)

Max Speed: 10 Kts. (12 MPH)

Displacement: 75000 Pounds

Water Capacity: 325 Gallons

Holding Tank: 200 Gallons

Fuel Capacity: 1850 Gallons

Accommodations

Total Cabins: 3

Total Heads: 2

Hull and Deck Information

Hull Material: Steel

Engine Information

Engines: 2

Manufacturer: John Deere

Model: 4045AFM85-M1

Engine Type: Inboard

Fuel Type: Diesel

DETAILED INFORMATION

Walkthrough

Entry ondeck is from port or starboard panoramic boarding doors amidships, from the aft deck passarelle, or from the oversized swim platform. Entry from the aft deck is through double French doors into the salon. The galley is forward. Up 3 steps is the pilothouse. The curved stairwell to starboard leads to the companionway below with the master stateroom and ensuite head aft, guest cabin to starboard, and VIP stateroom forward. Staircase from the pilothouse leads to the flybridge and upper deck which can also be accessed from the ladder on the aft deck. Engine room access is through hatch in salon or lazarette hatch in aft deck. High quality teak-like laminate soles. Fusion sound system throughout.

Salon

The salon is bright due to numerous picture windows with the warmth of fine teak cabinetry providing an ambience exuding quality. The white planked ceiling panels add to the brightness and nautical character. An L-shaped leather settee is to starboard. The TV and entertainment center is on the port side.

- Hi-lo teak cocktail table
- Flat screen TV
- Storage cabinets
- LED lights
- Custom window coverings

Galley

The U-shaped galley is compact and ergonomically designed for safety at sea while cooking. On the port side is the counter, which separates the salon and galley, and the main food prep areas. To starboard is the refrigerator and freezer. Appliances are Italian by Candy unless noted otherwise. A large opening window is positioned over the galley sink.

- Isoderm Refrigerator
- Isoderm freezer
- Full-size oven
- 4-burner electric cooktop
- Microwave/convection
- Stainless steel dishwasher
- Large stainless steel sink

- Built-in wine chiller
- Wine cabinet
- Built-in cabinets
- Pull-out shelves
- Drawers

Pilothouse

Up three steps from the galley is the pilothouse. Entry from the side decks is through a port or starboard weathertight pantographic door. Large windows offer good visibility with opening windows providing cross ventilation. The leather settee is raised and has book shelves and storage cabinets behind. The helm is well laid out with all electronics in easy and accessible reach. Portside has deep chart drawer and storage. Adjustable leather helm seat. All navigation, communication, and steering systems are duplicated on the flybridge.

- Leather settee
- Wooden steering wheel
- Chart table
- Cabinets

Electronics

- John Deere engine display panels
- Raymarine chart plotter E165
- Raymarine chart plotter A65
- Raymarine instrument display 170
- Raymarine autopilot
- Raymarine VHF. AIS
- KVH M5 TracVision
- KVH TV5 TravVision
- Searchlight w/ remote control

Master Stateroom

The master stateroom's amidships location provides the most comfortable night's rest whether at anchor or underway. The large windows allow for excellent natural lighting and picturesque views. Emergency escape hatch behind wooden panel in the aft bulkhead. The centerline queen size bed has cabinets on both sides including drawer and stowage. Starboard side has a large built-in vanity/desk with drawers, cabinets, and hanging locker. Portside has numerous drawers and cabinets with 2 hanging lockers. Large and deep underbed storage cabinet. Port and starboard has 3 vertical windows,

with one opening for cross ventilation. Washer/dryer conveniently located in cabinet.

Master Head

The ensuite master head has a full stand-up separate shower. Shower deck hatch for ventilation or emergency escape. Corian counter & soles.

- Vetus head
- Heated towel rack
- Cabinets
- Shelves
- Opening portlights

Forward Stateroom

- Full size centerline bed
- (2) Hanging lockers
- Large underbed storage cabinet
- (2) Opening portlights
- Overhead hatch w/ shade
- Miniblinds
- Reading lights

Guest Cabin

- Upper/lower single beds
- Stowage
- (3) Portlights
- Miniblinds
- Reading lights

Guest Head

The guest head services both guest cabins.

- Vetus head
- SS fixtures
- Heated towel rack
- Corian countertop and sole

Mechanical Equipment

The amidships engine room can be entered from the hatch in the salon or from the aft deck hatch into the lazarette through a watertight door. Stainless sole plates and well thought out arrangements create an outstanding engine room. Not full stand-up height improves the design stability yet offers workable maneuverability for servicing the spacious engine room. John Deere twin engines, 160hp each. The engines were derated from 230hp to 160hp providing continuous duty capability and increasing fuel efficiency. The fuel consumption is approximately 8gph @ 10 knots and 5-6gph @ 8 knots. JD 500 hour servicing performed at 450 hours June 2018.

- (2) John Deere 6068SFM50 160hp engines (475 hrs)
- Matn'S active fin hydraulic stabilizers
- SidePower hydraulic bow thruster
- SidePower hydraulic stern thruster
- Dometic Cruisair reverse cycle AC (48,000BTU)
- (6) Air handlers
- High Pressure UC70 watermaker
- Algae-X fuel polishing system
- Electro-hydraulic steering
- Aquadrive flexible coupling
- (3) Engine room ventilation fans
- Stat-X fire fighting system

Electrical System

- Built for North American electrical systems at 60 Hz. Lighting is 24v.
- Cummins Onan generator 11.5kW
- (2) Victron Quattro inverters 24V/5kW/100A
- (2) Victron 3600W isolation transformers
- Balmar alternator
 - (1) 110Ah battery for generator
 - (2) 110Ah batteries for engines
 - (12) AGM 12V service batteries

Lazarette

Access to the lazarette is from the engine room watertight door or from the aft deck hatch. Aside from housing the steering system, watermaker, Waeco freezer and this is a large area for storage.

FLYBRIDGE

The flybridge is large and offers great entertaining and seating areas and full helm station. Entry is from staircase in the pilothouse or through hatch entry from ladder on the aft deck. The full beam sundeck is self draining. Helmseat centerline at console. L-shaped seating with table. Solid teak decking. Large deck lockers. Hinged mast with navigation systems and lights.

- Barrel helm seat
- Thruster controls
- John Deere display panels
- Raymarine chart plotter A65
- Raymarine chart plotter E165
- Raymarine autopilot
- Raymarine instrument display
- Raymarine VHF
- Dometic electric grill
- Waeco refrigerator

Aft Deck

Seating is aft both port and starboard on cushioned teak built-in storage lockers. Besenzoni passerelle for Med-mooring or use as a dinghy lift. Transom gate leads to a very large swim platform.

- Ladder to upper deck and flybridge
- Shower
- Armstrong slide-out swim ladder
- Evolution 14 jet tender
- Yamaha 110hp 4-stroke engine

Fore Deck

- (2) Maxwell hydraulic windlasses
- (2) SS 40kg anchors
- (2) 40m galvanized chain
- (2) 3m SS anchor chain

Hull

Full walkaround teak side decks, covered from aft of the pilothouse. High bulwarks and rails. Robust construction with marine Grade A steel. Multi-chine hull with flared bow.

Low freeboard enhances stability. Engine room, lazarette and chain locker are watertight. Solid teak decks on flybridge, swim platform, aft deck, and lower side decks.

- Hull sides: 5mm
- Bottom plates: 6mm
- Superstructure: 4mm & 5mm
- (2) SS anchor plates
- (2) Nibral 4 bladed props 24x19, L & R turning (skeg protected)
- (4) Lumishore underwater lights
- Shipsonic ultrasonic antifouling system
- Numerous double bollards
- Retractable cleats on swim platform
- Windows in aluminum profile
- Double glazed safety glass
- Glass color tinted

Exclusions

Owner's personal belongings.

Disclaimer


The Company offers the details of this vessel or yacht in good faith but cannot guarantee or warrant the accuracy of this information nor warrant the condition of the vessel. A buyer should instruct his representatives, agents, or his surveyors, to investigate such details as the buyer desires validated. This vessel or yacht is offered subject to prior sale, price change, or withdrawal without notice.

PHOTOS

Salon




Salon



Salon



Galley



Galley



Galley Refrigerator/Freezer



Pilothouse



Pilothouse Helm



Pilothouse Helm Controls



Electric Panel



Master Stateroom



Master Stateroom



Master Stateroom Desk



Master Head



Master Head




Guest Stateroom - Forward



Guest Head



Stairs to Staterooms



Engine Room




Engine Room



Engine Room




Engine Room



Engine Room



Engine Room



Engine Room



Engine Room



Engine Room



Engine Room



Engine Room



Engine Room



Engine Room



Foredeck/Windlass



Foredeck



Foredeck



Sidedeck



Aft Deck



Flybridge



Flybridge



Flybridge Helm



Tender



Hauled Out



Hauled Out




Hauled Out



Running Gear



GA Plans



CONTACTS

Andrey Shestakov, leading yacht broker of the sales department of Shestakov Yacht Sales Inc. Shestakov Yacht Sales Inc., the official representative of the Miami/Fort Lauderdale FL headquarters.

Contact details

Email: **andrey@shestakovyachtsales.com**

Web: shestakovyachtsales.com/en/

Telephones

USA: **+1(954)274-4435**

Office hours

Monday – Saturday: **9:00 - 21:00** EDT

Sunday: **closed**

Address



Harbour Towne Marina, 850 NE 3rd St, STE 213, Dania, FL 33004