

SLEEPING BEAUTY — TARTAN YACHTS



Builder: TARTAN YACHTS

Year Built: 1985

Model: Sloop

Price: PRICE ON APPLICATION

Location: United States

LOA: 30' 0" (9.14m)

Beam: 10' 1" (3.07m)

Min Draft: 3' 3" (0.99m)

Max Draft: 7' 2" (2.18m)

Cruise Speed: 6 Kts. (7 MPH)

Our experienced yacht broker, Andrey Shestakov, will help you choose and buy a yacht that best suits your needs **Sleeping Beauty — TARTAN YACHTS** from our catalogue. Presently, at Shestakov Yacht Sales Inc., we have a wide variety of yachts available on our sale's list. We also work in close contact with all the big yacht manufacturers from all over the world.

If you would like to buy a yacht **Sleeping Beauty — TARTAN YACHTS** or would like help answering any questions concerning purchasing, selling or chartering a yacht, please call **+1(954)274-4435**

TABLE OF CONTENTS

TABLE OF CONTENTS	2
SPECIFICATIONS	4
Overview	4
Basic Information	4
Dimensions	4
Speed, Capacities and Weight	4
Accommodations	4
Hull and Deck Information	5
Engine Information	5
DETAILED INFORMATION	6
Description	6
MEDIA	6
Upgrades	6
Walkthrough	6
Accommodations	7
Main cabin	8
NAV STATION	8
Galley	8
HEAD	8
Cockpit	9
Helm	9
Electronics	9
Rigging	9
Sails & Canvas	9
Deck & Hull	10
Mechanical	10
Electrical Equipment	10
Safety	10

Disclaimer	10
Exclusions	11
Disclaimer	11
PHOTOS	12
CONTACTS	23
Contact details	23
Telephones	23
Office hours	23
Address	23

SPECIFICATIONS

Overview

Sleeping Beauty is a very well-kept, clean and recently upgraded example of Tartan's popular 3000 model. Designed by Sparkman & Stephens, the 3000 is known as a fast, solid and comfortable racer/cruiser with a classic interior. She is one of the shoal draft, centerboard models featuring a 3' 3" minimum draft allowing her to sail anywhere. Be sure to see the full specs for a complete description of this terrific boat!

Basic Information

Category: Sloop

Model Year: 1985

Year Built: 1985

Country: United States

Dimensions

LOA: 30' 0" (9.14m)

LWL: 25' 3" (7.70m)

Beam: 10' 1" (3.07m)

Min Draft: 3' 3" (0.99m)

Max Draft: 7' 2" (2.18m)

Clearance: 43' 0" (13.11m)

Speed, Capacities and Weight

Cruise Speed: 6 Kts. (7 MPH)

Displacement: 7950 Pounds

Water Capacity: 40 Gallons

Holding Tank: 15 Gallons

Fuel Capacity: 18 Gallons

Accommodations

Total Cabins: 2

Total Heads: 1

Hull and Deck Information

Hull Material: Fiberglass

Engine Information

Engines: 1

Manufacturer: Universal

Model: M-18

Engine Type: Inboard

Fuel Type: Diesel

DETAILED INFORMATION

Description

Sleeping Beauty is a very well-kept, clean and recently upgraded example of Tartan's popular 3000 model. Designed by Sparkman & Stephens, the 3000 is known as a fast, solid and comfortable racer/cruiser with a classic interior. She is one of the shoal draft, centerboard models featuring a 3' 3" minimum draft allowing her to sail anywhere. Be sure to see the full specs for a complete description of this terrific boat!

MEDIA

To view media files of Sleeping Beauty type or cut and paste these links (case sensitive) into your web browser: Interactive 360 Photos: [Photo Slide Show:](#) [360 Video Tour:](#)
Video Tour:

Upgrades

Sleeping Beauty has been launched all systems tested and is ready to sail! 2019 maintenance & upgrades include: - Doger isinglass replaced (in process) - Bootstripe repainted - Bottom painted - Zinks installed Previous upgrades: - 2 Deep Cycle Marine Batteries - 2018 - Head Pump Out Hoses Replaced - 2018 - Dodger Re-stitched - 2017 - Engine Exhaust Replaced - 2017 - Reverse Cycle MarineAir AC/Heat - 2017 - Full Custom Winter Cover - 2015 - Cutlass Bearing Replaced - 2015

Walkthrough

COCKPIT: The roomy cockpit features a Edson pedestal helm with a stainless steel wheel, binnacle with a Richie compass engine throttle/gear shifts and wheel break. A teak cup holder with insert teak table is mounted on the forward side of the helm. A Raymarine GPS Chart Plotter mounts to the hand hold above the wheel. Depth and autopilot instruments are mounted on the cabin-top bulkhead port of the companionway. The engine gauges and start-stop switches are mounted at the helm on the port side. A 12 vdc plug is found to the right of the engine controls, with a manual bilge pump mounted under the aft bench seat on the far port side. T-shaped seating for 7 is provided by port and starboard benches and a stern bench, raised at the center line for the helmsman. The fold up swim ladder is mounted on the stern, behind the helm. Lockers are found under the port and starboard side benches. Two Lewmar 40 Two Speed Winches are mounted port and starboard for jib trim, with two Lewmar 16 winches mounted on the cabin top. All running rigging lines lead aft to the cockpit. The cockpit is protected from sea spray by a Dodger. **TOPSIDES:** Moving forward the deck is protected by stainless steel bow and stern railings connected by dual lifelines running the length of the deck port and starboard; gates

are found at cockpit on both the port and starboard side, with a third gate located in the stern rail, center. Teak hand rails run along the cabin top, port and starboard. Jib tracks are found on the port and starboard side decks. The main sheet track is located forward in the cockpit. There is one opening center mounted hatch on the foredeck and cleats are found at the bow and stern. The double spreader rig features a Harkin Cruising 1 roller furler and a boom vang. The standing rigging, with adjustable back stay, is stainless wire cable. MAIN CABIN: With a teak & holly sole, teak joinery and paneling throughout, main cabin is a warm and inviting space. Entering the cabin from the cockpit companionway, the galley is found to starboard and the chart table/nav station to port. Port and starboard settees with seating for seven, extend fore and aft along the length of the cabin. A fold down table is mounted on the forward, port bulkhead. Shelves with a center locker are found above the port settee, with a full length shelf above the starboard settee. Additional storage is found under the settees. On the starboard side forward there a countertop where a flat screen TV is found. Overhead lights and additional reading lights are found throughout the cabin. Ventilation is provided six opening portlights, three on each side, and two overhead dorade vents (not installed). A fan is mounted on the forward starboard bulkhead. A Marine Air reverse cycle AC/Heat system also installed. GALLEY: The L shaped galley is found to the starboard of the cockpit companionway. The countertop extends from the companionway to the starboard side then forward, and includes a stainless steel sink with hot and cold running water and a manual foot pump spigot. There is a locker underneath the sink with an additional counter top access locker found to the right of the sink. An ice box is built into the aft bulkhead above the sink. A storage bin and locker are found above and the starboard side counter, with a refrigerator mounted below the counter. NAV STATION: The nav station is found in the aft port corner of the main cabin and features a lift top table w/bench seat and map light. Above the table are two storage lockers, with the DC electrical panel found to the left. Along the rear bulkhead to the right of the table there is a shelf with a light and VHF Radio mounted above. The AC electrical panel and fuel gauge are mounted on the aft bulkhead behind the shelf. To the left of the shelf there is an additional locker with A/C controls, hand held VHF radio, battery charger and depth gauge controls mounted above. HEAD: The full beam head is found forward of the main cabin. A sink with hot & cold running water is found to port, with a mirror mounted above. Lockers are found to the right of the sink and underneath. An opening portlight is found in the sink area, along with a 120 vac outlet and 12 vdc light. A marine head is found opposite the sink area on the starboard side, with shelving and an opening portlight above. FORWARD CABIN: The private forward cabin features a V-Berth for 2 with storage compartments underneath. There is an opening hatch overhead and two aft bulkhead mounted reading lights. Access to the anchor locker is found all the way forward. ENGINE COMPARTMENT: The engine compartment is found under the companionway stairs.

Accomodations

- FORWARD CABIN: The forward cabin is located in front of the head and features: - Private cabin with door - V-berth w/Insert (sleeps 2) - Top access under berth storage lockers - 2 Aft bulkhead mounted reading lights; port & starboard; 12 vdc - 1 Opening overhead hatch - MAIN CABIN SETTEES: - Starboard settees convert to a single berth - Port settee converts to a single

berth

Main cabin

The main cabin is entered from the cockpit, four steps down via a center companionway and features: - Teak joinery and paneling throughout - Teak & Holly sole - Port settee; seats 4; converts to a single berth - Starboard settee; seats 3; converts to a single berth - Fold down dining table; mounted on forward port bulkhead - Shelving with two center storage lockers; port side - Shelving; starboard side - Counter top w/TV; starboard side forward - 6 Opening portlights; 3 port, 3 starboard - 2 Overhead dorade vents (not installed) - 2 Overhead lights, 12 vdc/ mounted over settees - 2 Reading lights, 12 vdc; one mounted on forward port bulkhead, one starboard aft on galley/settee ½ bulkhead - 1 Guest Fan; 12 vdc; mounted on forward starboard bulkhead

NAV STATION

The Navigation Station is located in the aft port side of the main cabin and features: - Standard navigation lift top table with under counter storage and bench seat - Storage locker; above navigation table - DC Electrical control panel; right of storage locker - Shelf; right of navigation table - AC Electric panel; mounted on rear bulkhead above shelf - Tempo Fuel gauge; mounted on rear bulkhead above shelf - Storage locker, on aft bulkhead, left of shelf - MeTer MT-1 battery charger control panel; mounted above storage locker - MarineAire A/C control panel; mounted above storage locker - MarineAire remote control; mounted above storage locker - Standard Horizon Submersible HX2705 hand held VHF radio; mounted above storage locker - Datamarine S200DL Depth finder Control Panel; mounted above storage locker - Uniden VHF radio; mounted above shelf - Overhead light 12 vdc; mounted above shelf - Chart Light 12 vdc; mounted above chart table

Galley

The L-shaped galley is located in the aft starboard side of the main cabin and features: - L shaped counter top with running along aft bulkhead and starboard side: - Stainless steel sink w/hot & cold running water & manual foot pump spigot; aft counter top - Counter top loading storage locker; aft countertop - Front loading ice box; in aft bulkhead - Gimballed LNG stove; not installed - BestAppliance BA-R16 1.6 cu.ft. refrigerator; mounted under starboard side counter - 1 open storage cubby, above starboard side counter - 1 storage locker; above starboard side counter - 1 12 vdc light; mounted above aft counter

HEAD

The head is located forward of the main cabin, extends across the full beam of the boat and is split into two sections; the sink/vanity on the port side and the head to starboard. The sink/vanity

area includes: - Stainless steel sink w/hot & cold running water - 1 Storage locker; under sink - 1 Storage locker; next to the sink on the port side - 1 Hanging storage locker with a shelf on top; starboard side - 1 Light, 12 vdc; mounted on the side of the hanging locker above the sink counter - 1 Opening portlight - 1 120 vac outlet; under sink counter - 1 mirror; mounted above sink
The head/shower section includes: - Jabsco Manual Marine Head - Shelving above head - 1 Opening port light; above shelving - 1 Handhold, mounted on forward bulkhead

Cockpit

The cockpit is in the stern of the boat and features a T layout including: - Bench seating for 7 passengers; 2 port, 2 starboard, 3 aft - Wheel Helm - Teak cup holder w/teak table insert; helm mounted - Lev-O-Gage Sr.; mounted on companionway hatch-top - Cockpit Dodger (end of life) - 1 Storage locker; under starboard bench seat - 1 Storage locker; under port bench seat - Companionway to main cabin; center forward

Helm

Center mounted Edson pedestal helm with: - Stainless steel wheel - Ritchie magnetic binnacle compass - Gear shift; port side - Throttle; starboard side - Wheel lock; starboard side - Engine instrument panel (start button, tachometer, amp meter, water temp gauge, oil warning lights, on/off key); port cockpit side wall - 12 vdc outlet plug; next to instrument panel, port cockpit side wall - Manual bilge pump; aft cockpit side wall - Raised helm seat

Electronics

- Datamarine S200DL Depth finder; cockpit cabin bulkhead port side - Raymarine AutoPilot control panel; cockpit cabin bulkhead port side - Raymarine a97 E70233 chart plotter; helm hand rail mounted - Standard Horizon Submersible HX2705 hand held VHF radio; nav station - Uniden VHF radio; nav station - LG 24LH4830 24" flat screen tv; main cabin, starboard side forward

Rigging

- Masthead sloop rig *Aluminum double spreader mast *Aluminum boom - Stainless steel wire standing rigging - Harken Cruising 1 roller furler - Boom vang - Back stay adjuster - Masthead wind indicator - Masthead VHF antenna - Running rigging leads aft to cockpit - Penant halyard; starboard spreader - Ensign halyard; backstay

Sails & Canvas

- Mainsail - Genoa - 110 % Jib - Cockpit Dodger - Main sail cover - Full topside winter storage

cover

Deck & Hull

- Fiberglass construction - Swing keel - Dual bow anchor mounts - 20 Lb CQR Anchor w/chain & rode - 2 Lewmar 40 two speed winches; cockpit coming mounted, port & starboard - 2 Lewmar 16 winches; cockpit cabin top mounted, port and starboard - 2 winch handles - Deck mounted Genoa lead tracks; port & starboard side decks - Cockpit mounted traveler - 1 Lewmar hatch; center mounted on foredeck - 2 Dorade vents (not installed) - 4 Cleats; 2 at bow, 2 at stern - Stainless steel bow pulpit and stern rail, connected by double life lines with port & starboard gates aft at cockpit and center at stern - Outboard engine mount; stern rail starboard side - Swim ladder; stern mounted - 4 Teak handholds, cabin top mounted, 2 port side, 2 starboard side - Navigation, running & anchor lights - Fuel fill; starboard side aft - Water fill; port side midship - Waste pump-out; port side forward - Dock lines - Climbing harness - Magma gas grill; rail mountable - Wash down equipment (hose, bucket, brush, sponge, assorted cleaning supplies)

Mechanical

- Universal M-18 diesel engine, 2 cylinder, 4-stroke, 14 HP - Racor fuel filter/water separator - Facet fuel pump - Groco ARG-500-P raw water strainer - Jabsco Par 36950-1080, 3 gpm house water pump - Jabsco 18660-0121 bilge pump w/Rule-A-Matic automatic float switch - MarineAir reverse cycle AC/Heat system; 6,000 BTU - Marine Air MFP 300KT 300 gph water pump - Eva-Dry EDV-2200 Portable dehumidifier

Electrical Equipment

- 12 VDC electrical system - 120 VAC electrical system - 2 Duracell Ultra SL127MDP 12 vdc deep cycle marine batteries - Guest 10 Amp Charge Pro Series battery charger - Windynation SOL-010P01 10W Polycrystalline Photovoltaic Solar Panel - EP Solar Duo Battery Solar Controller - Power cord w/30 Amp plug pig tail

Safety

- 2 Kidde 1-A 10-B:C, B:C Size 1, 3 lb dry chemical fire extinguishers - 1 Sea-Fire P:C Size 1, 3 lb, dry chemical fire extinguisher - 8 Orion hand held marine signal flares; expired - 1 West Marine hand held signal air horn - 1 Illuma-Light 1,000,000 CP, hand held spotlight - 1 Type IV throwable PFD - 2 Type II Near Sore Adult PFDs - 1 Type III Ski Vest Youth PFD - 1 Type III Ski Vest Adult X-Small PFD - 1 202 Outdoor, camping, hiking first aid kit - 1 Emergency tiller

Disclaimer

The company offers the details of this vessel in good faith but cannot guarantee or warrant the accuracy of this information nor warrant the condition of the vessel. A buyer should instruct his agents, or his surveyors, to investigate such details as the buyer desires validated. This vessel is offered subject to prior sale, price change, or withdrawal without notice.

Exclusions

Owner's personal belongings.

Disclaimer

The Company offers the details of this vessel or yacht in good faith but cannot guarantee or warrant the accuracy of this information nor warrant the condition of the vessel. A buyer should instruct his representatives, agents, or his surveyors, to investigate such details as the buyer desires validated. This vessel or yacht is offered subject to prior sale, price change, or withdrawal without notice.


PHOTOS



























CONTACTS

Andrey Shestakov, leading yacht broker of the sales department of Shestakov Yacht Sales Inc. Shestakov Yacht Sales Inc., the official representative of the Miami/Fort Lauderdale FL headquarters.

Contact details

Email: andrey@shestakovyachtsales.com

Web: shestakovyachtsales.com/en/

Telephones

USA: +1(954)274-4435

Office hours

Monday – Saturday: **9:00 - 21:00** EDT

Sunday: **closed**

Address



Harbour Towne Marina, 850 NE 3rd St,
STE 213, Dania, FL 33004