

## GESTURE — OYSTER MARINE LTD



**Builder:** OYSTER MARINE LTD

**Year Built:** 2008

**Model:** Cruising Sailboat

**Price:** PRICE ON APPLICATION

**Location:** United States

**LOA:** 67' 7" (20.60m)

**Beam:** 18' 5" (5.61m)

**Min Draft:** 9' 7" (2.92m)

**Max Draft:** 9' 7" (2.92m)

Our experienced yacht broker, Andrey Shestakov, will help you choose and buy a yacht that best suits your needs **GESTURE — OYSTER MARINE LTD** from our catalogue. Presently, at Shestakov Yacht Sales Inc., we have a wide variety of yachts available on our sale's list. We also work in close contact with all the big yacht manufacturers from all over the world.

If you would like to buy a yacht **GESTURE — OYSTER MARINE LTD** or would like help answering any questions concerning purchasing, selling or chartering a yacht, please call **+1(954)274-4435**

# TABLE OF CONTENTS

TABLE OF CONTENTS	2
SPECIFICATIONS	5
Overview	5
Basic Information	5
Dimensions	5
Speed, Capacities and Weight	6
Accommodations	6
Hull and Deck Information	6
Engine Information	6
DETAILED INFORMATION	7
INTRODUCTION	7
CONSTRUCTION	7
DECK	7
ACCOMMODATIONS	8
ENTERTAINMENT EQUIPMENT	10
DECK EQUIPMENT	10
RIG and SAIL HANDLING	12
MACHINERY	12
TANKAGE and PLUMBING	13
ELECTRICAL SYSTEM	14
NAVIGATION and COMMUNICATION EQUIPMENT	15
SAFETY EQUIPMENT	17
EXCLUSIONS	18
Exclusions	18
Disclaimer	18
PHOTOS	19
Port Side, At Dock	19
Saloon	19

Saloon, Aft	19
Main Saloon	19
Saloon, Port	19
Galley	19
Nav Station Electronics	20
Nav Station	20
B&G Plotter, Aft Cabin	20
Service Panel	20
Triton Display, Aft Cabin	20
Master Cabin	20
Port Guest Cabin	21
Port Guest Day Head	21
Double Cabin	21
Guest Cabin	21
Stbd. Guest Head	22
Engine Room Door	22
Windlass and Furlers	22
Foredeck	22
Gooseneck	23
Deck	23
Mast Base	23
Side Deck	23
Instruments in Hatch Garage	24
Twin Wheels, Cockpit	24
Port Pedestal	24
Port Pedestal Controls	24
Stbd. Pedestal	24
Aft Quarter	24
Pushpit Seating	25

In the Galapagos	25
Perkins Engine	25
Layout	25
CONTACTS	26
Contact details	26
Telephones	26
Office hours	26
Address	26

# SPECIFICATIONS

## Overview

The Oyster 655 may be one of the best-designed models Oyster has offered. It is a brute of a sailing yacht that is quick to get going, yet forgiving at sea. It fits a sweet spot where the balance of interior joinery to hull form seems just right, not loading the boat down like so many other yachts.

The 655 has a high freeboard which gives a dry ride at sea, and big interior volume. Below decks it is spacious, with sleeping for eight owners and guests in four cabins, and has a load-carrying capacity worthy of ‘Round the World’ duty. On deck the sail plan is powerful and easily operated by one person from the helm. The cockpit is large enough for eight guests to relax while staying clear of the sail handling duties underway. There is a large lazarette for gear and toy storage as well as huge sail locker forward, accessed from deck.

GESTURE has been crew maintained and well cared for since new. Recent updates include all new B&G Zeus Network, North 3Di sails and new dark blue canvas.

Inspection highly recommended.

U.S. DUTY PAID

## Basic Information

<b>Category:</b> Cruising Sailboat	<b>Sub Category:</b> Deck Saloon
<b>Model Year:</b> 2008	<b>Year Built:</b> 2008
<b>Country:</b> United States	<b>Cockpit:</b> Yes

## Dimensions

<b>LOA:</b> 67' 7" (20.60m)	<b>LWL:</b> 59' 6" (18.14m)
<b>Beam:</b> 18' 5" (5.61m)	<b>Min Draft:</b> 9' 7" (2.92m)
<b>Max Draft:</b> 9' 7" (2.92m)	

---

## Speed, Capacities and Weight

---

**Displacement:** 82673 Pounds

**Water Capacity:** 423 Gallons

**Fuel Capacity:** 476 Gallons

---

## Accommodations

---

**Total Cabins:** 4

**Total Berths:** 8

**Sleeps:** 8

**Total Heads:** 3

---

## Hull and Deck Information

---

**Hull Material:** Fiberglass

**Deck Material:** Teak

**Hull Configuration:** Bulb Keel

**Hull Color:** White

**Hull Finish:** Fiberglass

**Hull Designer:** Rob Humphreys/Oyster  
Design Team

---

## Engine Information

---

**Engines:** 1

**Manufacturer:** Perkins

**Model:** M185C

**Engine Type:** Inboard

**Fuel Type:** Diesel

---

# DETAILED INFORMATION

---

## INTRODUCTION

---

The Oyster 655 may be one of the best-designed models Oyster has offered. It is a brute of a sailing yacht that is quick to get going, yet forgiving at sea. It fits a sweet spot where the balance of interior joinery to hull form seems just right, not loading the boat down like so many other yachts.

The 655 has a high freeboard which gives a dry ride at sea, and big interior volume. Below decks it is spacious, with sleeping for eight owners and guests in four cabins, and has a load-carrying capacity worthy of 'Round the World' duty. On deck the sail plan is powerful and easily operated by one person from the helm. The cockpit is large enough for eight guests to relax while staying clear of the sail handling duties underway. There is a large lazarette for gear and toy storage as well as huge sail locker forward, accessed from deck.

GESTURE has been crew maintained and well cared for since new. Recent updates include all new B&G Zeus Network, North 3Di sails and new dark blue canvas.

Inspection highly recommended.

U.S. DUTY PAID

## CONSTRUCTION

---

**HULL:** The fiberglass hull is laid-up single skin with structural stringers and floors to Lloyds-approved design specifications. Her outer hull laminate incorporates Kevlar and carbon fiber, built to comply with the requirements stipulated in the European Union's recreational craft directive (EURCD) to meet design category A – 'Ocean.'

**HULL COLOR:** White with Oyster Blue cove line and double boot top lines. Stern design incorporates a swim platform, finished in laid teak and molded fiberglass steps trimmed with teak, for access to the stern deck.

**KEEL:** High performance bulb (HPB) external lead keel

**RUDDER:** Fully protected skeg-hung rudder

## DECK

---

- Oyster deck saloon with 'G5' styling and 'eyebrow' feature
- The cockpit is split into separate steering and guest/crew areas
- Aft cockpit has a clear central walkway between twin wheels, providing excellent access to

the aft deck

- Main guest cockpit has a large high-gloss varnished central table with folding leaves, and integral refrigerator with stainless steel baskets
- Teak-laid decks
- Deck edge incorporates a bulwark, allowing relatively flat side decks
- Top of bulwark is clean fiberglass with a new, modern and stylishly-rolled edge
- Ample C-Quip stainless steel folding mooring cleats
- Stainless steel pulpit, pushpit and gateway midship stanchions
- Stainless steel hinged boarding ladders close to form side gates
- Gate to pushpit
- Stainless steel grab rails atop deck saloon
- Life raft stowage built into pushpit quarter seats
- Stern quarter pushpit seats crafted of teak and stainless steel
- Stainless steel pole (6.5') at stern for navigation/communications antennae
- Removable partition located at top part of recessed anchor locker for kedge warp and chain stowage
- Lazarette locker with twin stainless steel gas struts
- Stainless steel rail for rope stowage
- Gas locker for 28 lb. propane cylinder

#### STEERING:

- Twin pedestals with 46" Mini-Maxi stainless steel wheels
- (2) Brown suede leather wheel covers
- Stainless steel mug rack on each pedestal

## ACCOMMODATIONS

---

#### GENERAL DESCRIPTION:

Eight berths in four cabins, excluding the saloon. Interior joinery finished in teak. Essential features include sculpted fiddles and grab rails, 'shadow-gap' joints between panels and Oyster custom knobs for lockers and drawers. Teak cabin sole. Headlining in off-white vinyl. Alcantara 'Amber Glow' upholstery. Lee screens on sea berths. Roman blind systems all cabins. OceanAir skyscreens on all deck hatches. Flyscreens on all opening hull and coach roof ports. Six fans located in galley, each cabin and chart table.

#### LAYOUT (From Forward)

#### SAIL LOCKER:

Access via deck hatch with stainless steel ladder

#### TWIN CABIN:



To port, with upper and lower berths. Lockers beneath lower berth. Hanging locker. Private door into day head.

#### DAY HEADS/EN-SUITE CREW HEAD:

Accessed from forward passageway and shared by occupants of port crew cabin. Jabsco PAR manual toilet, separate shower and basin.

#### DOUBLE CABIN WITH EN-SUITE HEAD:

To starboard with double berth, locker, drawers, hanging locker and under-berth lockers. Jabsco Quiet-Flush electric toilet, wash basin and separate shower.

#### MAIN SALOON:

Her main living space features a large, curved L-shaped settee to starboard around a fixed teak table trimmed with black Avonite. There is a shorter settee to port. The central table pedestal, with sliding, fold-out extension of burred elm veneer, incorporates a locker with shelf and bottle storage, ice maker and veneered handhold cut-outs on corners. Small saloon locker to port for champagne and wine glasses and large locker to starboard for wine glasses and tumblers. Bosch WVF2000 washer/dryer.

#### GALLEY:

The U-shaped galley is located aft of the saloon to port. There is a stainless steel, gimballed Force 10 gas stove with four burners, grill and oven; twin sinks, and plentiful built in lockers. Two front-opening fridges with brushed stainless steel doors and top-opening freezer box. Panasonic NNV673S 900W stainless steel combination microwave oven. Drainage grooves. Aft bulkhead is faced with a brushed stainless steel-reinforced mica sheet. All surfaces and upstands in LG Solid Surfaces "HI MACS Edessa" (white quartz color), new 2020.

#### NAVIGATION AREA:

To starboard with chart table, locker and bookshelf. Upholstered seat. Electrical service panel located aft of nav seat.

#### PASSAGEWAY:

Steps lead down from navigation area into passageway with access to engine room and draining wet locker below companionway.

#### ENGINE ROOM:

Sound-insulated with 24 V lighting and three electric extractor fans. Accessed via double-hinged doors from passageway. Storage racks on inside of doors.

#### TWIN GUEST CABIN:

To starboard, off passageway with upper and lower berths. Hanging locker, drawers and lockers.

#### OWNER'S STATEROOM:

Aft cabin has a double berth offset to port of the centerline with under-berth drawers, dressing table and a pair of large hanging lockers. Twin bookshelves. Private companionway hatch entrance from aft deck with stainless steel ladder to starboard. Slide-out flyscreen with blackout shade.

#### EN-SUITE HEAD:

From aft cabin to port. Separately-lit shower stall, Jabsco Quiet-Flush electric toilet and wash basin.

---

## ENTERTAINMENT EQUIPMENT

---

#### FORWARD STARBOARD GUEST CABIN:

- Alpine CD/tuner with iPod interface
- (2) Headliner speakers

#### FORWARD PORT GUEST CABIN:

- Alpine CD/tuner with iPod interface
- (2) Headliner speakers

#### MAIN SALOON:

- 32" Toshiba TV with electric lift system
- Alpine DVD player and changer
- iPod interface
- Black box tuner and system control unit
- Alpine 6.5" touch screen monitor
- Alpine CD/tuner to run cockpit audio with waterproof remote at helm and (2) waterproof Alpine speakers
- Alpine 5-way theater amp
- Subwoofer and amp
- (5) Anthony Gallo speakers
- Fusion stereo

---

## DECK EQUIPMENT

---

#### ANCHORING:

- 105 lb. main anchor with 390' calibrated, galvanized chain

- 66 lb. Spade kedge anchor with 328' x 18 mm Octoplait nylon warp and 32' x 12 mm chain tail
- Lewmar 3000 vertical gypsy/drum electric anchor windlass with foot switch
- 600' Warp and para-anchor
- 300' Warp for sea anchor/drogue
- Aluminum Fortress anchor

#### HATCHES:

- Rondal flush hatch in foredeck
- (7) Lewmar alloy-framed deck hatches
- Gebo alloy-framed portlights in coaming
- Gebo opening hullports
- Deck saloon opening windows with gas struts

#### WINCHES (all Lewmar self-tailing):

- (2) 77 CEST 3-speed electric primaries
- (2) 64 CST 2-speed manual secondaries
- 64 CEST 2-speed electric mainsheet
- 44 CST 2-speed manual traveller control
- 54 CST 2-speed manual reefing control line on aft face of mast
- 64 CEST 2-speed manual mainsail halyard
- 64 CST 2-speed manual genoa and staysail halyard fitted on mast

#### DAVITS:

- Simpson Series 7 S300 electric davits - 660 lb. max load

#### CANVAS (Sunbrella "Navy")

- Spray hood
- Bimini
- Covers for cockpit table, pedestals and wheels
- Dinghy cover
- Winch covers

#### DECK EQUIPMENT – GENERAL:

- Cockpit table – gloss-varnished teak with Frigomatic refrigerated cool box
- Acrylic-covered cockpit cushions with closed cell foam
- Multiplex 3.2 m carbon passerelle with brace lines and padded bag – socket on transom step
- Topping lift upgraded to act as passerelle and back-up main halyard
- Removable stainless steel passerelle fitting to stemhead
- Hot and cold freshwater deck shower in transom locker
- Freshwater washdown outlet in anchor locker

- Oyster custom drop-down washboard system
- (4) Stainless steel drink holders on pushpit seats
- Stainless steel BBQ grill on pushpit rail

## RIG and SAIL HANDLING

---

### MAST AND RIGGING:

- Cutter rig
- Hall Spars white painted aluminum mast with hydraulic in-mast furling
- Navtec A320-MF-02S two-function manual backstay adjuster with remote hydraulic control panel at pedestal
- (2) Folding mast steps at masthead
- (2) 'No strike' ion dissipators at masthead
- Jumper strut
- Stainless steel rod rigging
- Preventer lines fixed on boom for attachment to lazy pole downhaul guy

### HEADSAIL FURLING:

- Reckmann hydraulic headsail furler
- Reckmann hydraulic staysail furler

### MPS CRUISING CHUTE GEAR:

- Package including Hall Spars carbon pole vertically stowed on mast, with line drive
- Additional halyard

### SAILS:

- North 3Di mainsail 2018
- North 3Di yankee 2017
- Doyle Stratis staysail
- North gennaker 2017
- Custom-built stainless steel bowsprit

## MACHINERY

---

### ENGINE:

- Perkins/Sabre, Model M185C, 6-cylinder, 187 hp with 24 V start
- Parallel plumb engine and genset Racor filters (to allow both to run off of a single unit)
- Racor filters installed over stainless steel drip tray

## PROPELLER:

- MaxProp 3-blade feathering propeller
- Ambassador AM20 rope cutter on prop shaft

## ALTERNATORS:

- Perkins 40 amp, 24 V alternator for starting/battery charging
- Second Mastervolt 150 amp, 24 V high-output alternator for domestic battery charging

## GENERATOR:

- Onan 17.5 kVA generator – 220V @ 50Hz

## BOW THRUSTER:

- Maxpower CT325, 18 hp hydraulic tunnel bow thruster

## HYDRAULICS:

- Lewmar 400 Commander 4-function system for headsail and staysail furling, mainsail furling and outhaul

## AIR CONDITIONING:

- 220 V Cruisair reverse-cycle system, incorporating (2) 16,000 BTU condenser units: (1) in engine room for aft cabins, (1) forward in saloon for forward cabins; (2) Stowaway, self-contained 6,000 BTU units (for saloon and galley) and (3) remote air-handler units: (1) 16,000 BTU for owner's cabin ducted through to aft, starboard guest cabins, (1) 7,000 BTU for forward port crew cabin and (1) 10,000 BTU for forward starboard guest cabin

## REFRIGERATION:

- Frigomatic K50 F, 24 V DC twin compressors with twin plate for direct-water cooled freezer compressors
- Frigomatic cockpit refrigeration

## WATERMAKER:

- Seafresh 206A – 220 V AC water maker with Seafresh auto-flush system producing approx. 25 gallons/hour
- High-pressure pump motor and salinity reject valve
- Second stage raw water filter and hour meter
- Additional membrane tube added to increase total output to 61 gallons/hour. Membranes can be isolated in the event of failure

## TANKAGE and PLUMBING

**FUEL:**

- (2) Fiberglass tanks, 476 gallons total
- Fuel polishing system

**WATER:**

- (2) Fiberglass tanks, 423 gallons total
- Seagull purifier water system in galley with dedicated separate tap
- Backup fresh water pump installed

**TANK TENDER GAUGES:**

- Tank tender system for fuel and water tanks, plus dipsticks

**HOT WATER:**

- Insulated 19-gallon tank dually heated by the engine's heat exchanger and by thermostatically-controlled 220 V, 1.35 kW immersion heater

**HOLDING TANKS:**

- (3) Gravity discharge polypropylene toilet holding tanks with Wema gauge and fittings for deck pump-out systems

---

## **ELECTRICAL SYSTEM**

---

**SHIP'S DC SUPPLY:**

- 12 V OR 24 V

**RINGMAIN:**

- 220 V AC ring main with (8) double, 3-pin Vimar outlet sockets located as appropriate within the layout

**OTHER ELECTRICAL SOCKETS:**

- 12 V cigar lighter at chart table

**BATTERIES:**

- Domestic: Mastervolt AGM, 1,200 Ah (new 2016)
- Spiral-wound Optima Red Top RT-S 4.2 batteries for engine start, generator start and bow thruster

**BATTERY MANAGEMENT:**

- (2) Mastervolt MASS 24/100 amp chargers, including temperature sensors
- Mastervolt BTM1 battery monitor
- Engine start to domestic batteries emergency link

#### INVERTERS:

- Mastervolt 220 V MASS Sine Inverter 24/2500 W for powering domestic sockets, microwave and PC

#### SHORE POWER:

- 30 amp dockside power cable. Hubbell socket in transom
- Second 220 V/30 amp shore power cable and socket

#### INTERIOR LIGHTING:

- LED lights with polished chrome finish, down-lights over reading areas
- Fluorescent lights and down-lights in each head, as well as over galley work surfaces
- Cantalupi Life lampshade-style reading lights on aft cabin bulkhead
- Additional reading lights throughout
- Automatic light to drinks locker
- Red “courtesy” footlights at deck saloon steps
- Dimmer to upper saloon and aft cabin
- Red halogen light at chart table
- Red overhead lights at galley and chart table

#### EXTERIOR LIGHTING:

- Boom light with dimmer switch over cockpit table
- Dimmer control at pedestal
- Spreader lights – uplights to all and downlights to lower shrouds only, separately switched at pedestal
- Lopolight LED tri-white anchor/navigation light at masthead
- Lopolight LED steaming light on mast
- Hella low-level deck lighting in cockpit and aft walkway, switched at pedestal
- Transom courtesy light, switched with cockpit lights
- Aft deck swiveling floodlight on antenna pole

---

## NAVIGATION and COMMUNICATION EQUIPMENT

---

#### COMPASS:

- SIRS Marine Major 150 mm diameter compass

#### SAILING INSTRUMENTS B&G (2017):

## Companionway Console (3) B&G Triton2 displays

### Port Pedestal

- (2) B&G Triton2 displays
- B&G H500 autopilot keypad

### Starboard pedestal:

- B&G Zeus display
- B&G Triton2 display

### Chart table:

- B&G Zeus display
- B&G H500 display

### Owner's cabin:

- B&G Triton2 display
- B&G Vulcan5 display

### AIS:

- B&G AIS

### AUTOPILOT:

- B&G

### WINDEX:

- At masthead

### VHF RADIO:

- Raymarine 24E VHF
- Second VHF station at port pedestal
- Icom M71 handheld with 12V DC charging cradle at chart table
- Hailer/horn function with hailer on mast

### SSB RADIO:

- Furuno 1570 SSB radio including DSC antenna
- Wide copper strip and twin large ground plates
- Backstay insulator as aerial for SSB

### SATELLITE PHONE, TV



- KVH V3
- KVH Tracvision, Direct TV

**PC:**

- Windows-based ship's PC

---

## **SAFETY EQUIPMENT**

---

**LIFE RAFT:**

- (2) 4-person canister-packed Lifeguard life rafts
- Hydrostatic auto-release devices for life raft stowage, port and starboard

**EPIRB:**

- (2) McMurdo Smartfind GPS

**RADAR REFLECTOR:**

- Firdell blipper

**BILGE PUMPS:**

- Par electric bilge pump with Par hydro air switch. Backup bilge pump installed
- Henderson Mk V manual bilge pump

**DECK SAFETY:**

- Horseshoe lifebuoy
- Webbing jackstays with Wichard padeyes, fore and aft, bolted through deck
- MOB button on port pedestal
- Emergency tiller stowed in lazarette locker
- Hailer/horn function on mast

**FIRE EXTINGUISHERS:**

- Various, including automatic fire extinguisher in engine bay
- Fire blanket
- Fire shutters to engine compartment air intake/discharge ducts

**ALARMS:**

- Bilge-level audible alarm at cockpit
- Gas

**ADDITIONAL EQUIPMENT:**

- AB Aluminum 12 ft. RIB (2016)
- Yamaha 40 hp 4-stroke outboard (2016)
- Warps and fenders
- Oyster customized Sheffield stainless steel cutlery
- Spares and manuals
- Spare pumps, motors and autopilot equipment

## EXCLUSIONS

---

All personal belongings and all other items not expressly listed in the above inventory are excluded from the sale.

## Exclusions

---

Owner's personal belongings.

## Disclaimer

---

The Company offers the details of this vessel or yacht in good faith but cannot guarantee or warrant the accuracy of this information nor warrant the condition of the vessel. A buyer should instruct his representatives, agents, or his surveyors, to investigate such details as the buyer desires validated. This vessel or yacht is offered subject to prior sale, price change, or withdrawal without notice.

# PHOTOS

**Port Side, At Dock**



**Saloon**



**Main Saloon**



**Saloon, Aft**




**Saloon, Port**



**Galley**



**Nav Station**



**Nav Station Electronics**



**Service Panel**



**B&G Plotter, Aft Cabin**



**Master Cabin**



**Triton Display, Aft Cabin**





**Port Guest Cabin**



**Port Guest Day Head**



**Guest Cabin**



**Double Cabin**



**Stbd. Guest Head**



**Engine Room Door**



**Windlass and Furlers**



**Foredeck**



**Deck**



**Gooseneck**



**Mast Base**



**Side Deck**





**Twin Wheels, Cockpit**



**Instruments in Hatch Garage**



**Port Pedestal**




**Port Pedestal Controls**



**Stbd. Pedestal**



**Aft Quarter**





### Pushpit Seating



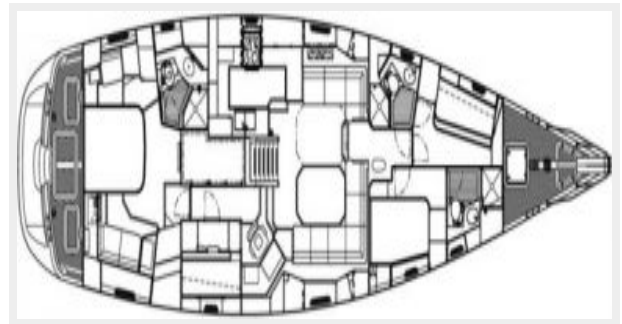
### In the Galapagos



### Perkins Engine



### Layout



# CONTACTS

---

Andrey Shestakov, leading yacht broker of the sales department of Shestakov Yacht Sales Inc. Shestakov Yacht Sales Inc., the official representative of the Miami/Fort Lauderdale FL headquarters.

## Contact details

---

Email: **andrey@shestakovyachtsales.com**

Web: [shestakovyachtsales.com/en/](http://shestakovyachtsales.com/en/)

## Telephones

---

USA: **+1(954)274-4435**

## Office hours

---

Monday – Saturday: **9:00 - 21:00 EDT**

Sunday: **closed**

## Address

---



Harbour Towne Marina, 850 NE 3rd St,  
STE 213, Dania, FL 33004