

INFINITY — FAIRLINE



Builder: FAIRLINE

Year Built: 1995

Model: Motor Yacht

Price: PRICE ON APPLICATION

Location: United States

LOA: 65' 0" (19.81m)

Beam: 17' 4" (5.28m)

Min Draft: 4' 8" (1.42m)

Max Draft: 4' 10" (1.47m)

Cruise Speed: 23 Kts. (26 MPH)

Max Speed: 26 Kts. (30 MPH)

Our experienced yacht broker, Andrey Shestakov, will help you choose and buy a yacht that best suits your needs **INFINITY — FAIRLINE** from **our catalogue**. Presently, at **Shestakov Yacht Sales Inc.**, we have a wide variety of yachts available on **our sale's list**. We also work in close contact with all the big **yacht manufacturers** from all over the world.

If you would like to buy a yacht **INFINITY — FAIRLINE** or would like help answering any questions concerning purchasing, selling or chartering a yacht, please call **+1(954)274-4435**

TABLE OF CONTENTS

TABLE OF CONTENTS	2
SPECIFICATIONS	7
Basic Information	7
Dimensions	7
Speed, Capacities and Weight	7
Accommodations	7
Hull and Deck Information	8
Engine Information	8
DETAILED INFORMATION	9
Vessel Walkthrough	9
Salon	9
Dining Area	10
Galley	10
Lower Station	10
Accommodation Companionway	11
Master Cabin	11
Master Head	12
Single Portside Guest Cabin	12
Starboard Side Guest Cabin	12
Private Starboard Guest Cabin Head	13
VIP Cabin	13
Shared Portside Head	13
Foredeck	14
Aft Deck	14
Flybridge	14
Flybridge Electronics	15
Engine Room	15
Lazarette	15

Aft Crew Cabin	16
Electrical	16
Remarks	16
Exclusions	16
Exclusions	17
Disclaimer	17
PHOTOS	18
Salon Looking Forward	18
Salon Starboard Side	18
Salon Portside	18
Salon Looking Aft to Starboard	18
Salon Entertainment Center	18
Salon Looking Aft	18
Interior Flybridge Steps	18
Dining Area	18
Dining Area Looking Towards Galley	19
Dining Area Looking Aft	19
Extra Pantry Storage	19
Extra Pantry Storage	19
Galley Looking Aft	19
Galley Looking Outboard	19
Refrigeration	19
Refrigeration	19
Cockpit & Gas Grill	20
Microwave	20
Galley Inboard	20
Galley Access Door	20
Refrigeration	20
Refrigeration	20

Cutlery Drawer	20
Lower Helm	20
Lower Helm Detail	21
Lower Helm	21
Lower Helm Detail	21
Lower Helm Wrap Around	21
Port Engine Hour Meter	21
Starboard Engine Hour Meter	21
Helm Seat	21
Electrical Panel	21
Nav Light/Bilge Pump Panel	22
Accommodation Steps	22
Accommodation Steps	22
Laundry	22
Master Looking Aft	22
Master Looking Forward	22
Master Looking Port	22
Master Looking Starboard	22
Master Settee	23
Master Head	23
Master Head	23
Master Tub/Shower	23
Master Head Shower	23
Portside Single Cabin	23
Portside Single Cabin	23
Portside Single Cabin Vanity	23
Starboard Cabin	24
Starboard Cabin	24
Starboard Guest Head	24

Starboard Guest Shower	24
VIP	24
VIP Looking to Port	24
VIP Storage	24
VIP Portside Head Access	24
VIP Starboard Side	25
VIP Starboard Side	25
Portside Head	25
Portside Shower	25
Foredeck	25
Foredeck	25
Windlass	25
Bow Storage	25
Storage/Bow Crew	26
Side Deck Steps	26
Aft Deck	26
Starboard Side Aft Deck	26
Lower Controls	26
Aft Deck Storage	26
Aft Deck Crew Access	26
Aft Deck	26
Swim Platform	27
Crane	27
Swim Ladder	27
Flybridge Seating	27
Flybridge Covers	27
Flybridge Seating	27
Flybridge Refrigerator/Freezer	27
Flybridge Aft	27

Arch Equipment	28
Companion Seat	28
Helm	28
Helm	28
Helm Detail	28
Helm Detail	28
Engine Room Access	28
Engine Room Steps	28
Port Engine	29
Starboard Engine	29
Engine Room Looking Aft	29
Oil Change System	29
CO2 + Battery Charger	29
Generator	29
Isolation Transformer	29
Lazarette	29
Watermaker	30
Recent Bottom Service	30
Bahamas	30
Crane Deployed	30
Cruising	30
Cruising	30
Cruising	30
CONTACTS	32
Contact details	32
Telephones	32
Office hours	32
Address	32

SPECIFICATIONS

Basic Information

Category: Motor Yacht

Sub Category: Sedan Cruiser

Model Year: 1995

Year Built: 1995

Country: United States

Vessel Top: Bimini Top

Fly Bridge: Yes

Dimensions

LOA: 65' 0" (19.81m)

Beam: 17' 4" (5.28m)

Min Draft: 4' 8" (1.42m)

Max Draft: 4' 10" (1.47m)

MFG Length: 66' 10" (20.37m)

Speed, Capacities and Weight

Cruise Speed: 23 Kts. (26 MPH)

Max Speed: 26 Kts. (30 MPH)

Gross Tonnage: 71680 Pounds

Water Capacity: 336 Gallons

Holding Tank: 150 Gallons

Fuel Capacity: 1105 Gallons

Accommodations

Total Cabins: 4

Total Berths: 5

Sleeps: 7

Total Heads: 3

Crew Cabin: 1

Crew Berths: 1

Crew Sleeps: 1

Crew Heads: 1

Hull and Deck Information

Hull Material: Fiberglass

Deck Material: Composite

Hull Configuration: Deep Vee

Hull Finish: Aluminum

Exterior Designer: Fairline

Interior Designer: Fairline

Engine Information

Engines: 2

Manufacturer: MAN

Model: D2840LXE

Engine Type: Inboard

Fuel Type: Diesel

DETAILED INFORMATION

Vessel Walkthrough

Boarding INFINITY from a fixed dock is up and over the port or starboard gunwale and down two steps to the Cockpit. From a floating dock, onto the swim platform and up one steps through the port or starboard transom gate onto the spacious Aft Deck.

The Aft Deck is mostly shaded by the Flybridge overhang. There is built in seating aft, a ladder to the Flybridge and a large sliding entry door to the Salon.

The Salon has built in seating port and starboard with new soft goods, a bar and an entertainment center.

Up three steps to the Dining Area port and Galley to starboard.

All the way forward is the Lower Helm with seating for two.

Down six curved steps slightly to port and the four cabins and three heads.

The Master is aft with a queen size, private head and lounge area.

Next forward to port is a single berth cabin with a dual access head.

To starboard is a twin bed cabin with a private head. All the way forward is the VIP Cabin.

The Flybridge is six steps up from a convenient Salon stairway.

The helm is centerline with a three person helm seat, companion seat, L shaped seating and a Frigibar fridge/freezer aft.

Salon

Entry into the Salon is via a stainless steel trimmed entry door to port. To starboard is an electric window that opens up the top half of the aft bulkhead. Both are covered with full drapes.

Immediately to starboard is a newly recovered C shaped white Ultra Leather settee with twin table lamps in the corner. Outboard are the opening side windows covered with drapes.

To port is a matching loveseat followed by the Salon entertainment center with three cabinets below which enclose a Yamaha AM/FM/AV receiver, a Direct TV HD Sat receiver, an Avanti wine cooler, a pullout glass and bottle storage cabinet. Above is a

mounted 40" Sony LED TV. Above facing aft are three interior lit glass storage cabinets with glass front doors. Above are matching windows and drapes to those starboard. Also in the Salon are eleven overhead LED lights and a carpeted sole.

Up three steps to the Dining and Galley level.

Dining Area

To port on the main deck's upper level are five curved steps allowing for interior access to the Flybridge. Next forward is a five person recently recovered Ultra Leather dining settee with an oval burlwood dining table on twin wood pedestals.

Outboard is a table lamp and opening side windows. Also in the Dining Area are four LED overhead lights. Above are rope lights and full drapes.

The Galley is to starboard and when the door is closed it is fully separate from the living area.

Galley

The Galley is surprisingly large and full of features. There is an access pocket door centerline, a side deck entry door and it is open to the Pilothouse area. Features of the Galley include:

Pocket entry door Neff 2 burner Ceran top stove w/vent fan Neff 2 burner gas stove w/vent fan Concealable stove cover Built in stainless Kitchen Aid & microwave (2) Stainless under mount round sinks Stainless faucet w/removable sprayer Stainless soap dispenser Separate stainless water drinking tap Corian countertop (2) Stainless U Line 14" Echelon drink fridges (1) 23" U Line Echelon fridge Pantograph door starboard side (1) 23" U Line Echelon fridge U Line stainless steel icemaker (near helm) Cuisinart convection toaster oven broiler Cuisinart coffeemaker (11) Cream lacquered cabinet doors (7) Cream lacquered drawers White granite sole (3) White grabrails (5) LED under counter lights Access to back end of main electrical panel (1) Step light below starboard door Fire extinguisher Opening side window Large storage pantry outboard of helm to port w/twin stainless rack storage

Lower Station

Unlike many Sport Cruiser designs the 65 Fairline allows the captain to sit or stand at the Lower Helm. The helm is centerline and offers the following features:

Momo Marine wood helm wheel Mathers electronic engine controls Sidepower bow thruster control Key start/stop switches Garmin GPS map 1040XS plotter/GPS Full VDO

engine gauges VDO hour meters (2) Helm seats w/flip up bolsters & storage below Audio/visual engine alarm indicators Ritchie 4" magnetic compass VDO rudder angle indicator Furuno 12" NavNet 3D plotter/radar Seatalk ST7000 autopilot Raytheon Ray 430 loud hailer Standard Horizon Intrepid + VHF w/DSC Furuno FC5822 color fish finder Fireboy engine shutdown override Onan generator start/stop gauge panel (4) Drink holders Lucite chart flat Hella turbo fan Goose neck chart light 12 Volt accessory outlet 24 Volt accessory outlet (2) Custom digital fuel tank level gauges (1) Custom digital water tank level gauge Weema waste tank level gauge Raymarine ST60+ Tri Data depth/speed/log Autohelm electronic compass 2 Shelf storage cabinet Yacht's electric panel

Accommodation Companionway

Slightly to port are the seven steps to the four cabins below. Each step has rope lighting. From the landing one can go down and aft two more steps to the full beam Master Suite or forward to a single cabin to port, a double cabin to starboard with a private head and all the way forward to a VIP with a shared head.

A cabinet with a Combo Matic 2000 if just outside the Master Cabin.

Master Cabin

The Master Cabin has a queen size island berth off the aft starboard bulkhead. There is one large drawer at the foot of the berth and rope lighting around the perimeter of the based of the berth. The upholstered headboard is set upon nine mirrored panels with a swing arm brass reading light port and starboard. Built in nightstands house one drawer each.

The intricate ceiling design above uses a smoked mirror trim and has nine LED mini spots around the perimeter.

At the foot of the berth along portside hull is a two person leather settee and a fixed burlwood coffee table.

Forward are two cabinet doors, a fold down bar top and a Phillips 15" LCD TV on a pullout shelf.

Outboard of the settee are four cabinet doors with rope lighting below and two opening stainless steel portholes with mini blinds above.

To the starboard side of the berth is an arched cherry door auto lit walk in closet with five shelves within.

To the portside of the berth is the entrance to the private head.

Also in this cabin is a Sony AM/FM/CD player, two opening portholes behind wood mini blinds and a carpeted sole.

Master Head

One step up from the Master is the private and luxurious Master Head. The sole is varnished teak and holly. The vanity has two curved cabinet doors below.

The vanity has a Corian counter with an integral sink and two tone faucets. Mirrors wrap around the vanity on three sides with the center opening as a medicine cabinet.

The toilet is a Vacuflush model and has an adjacent bidet. Behind the toilet and bidet are four mirrored cabinet doors. Above are two opening portlights behind wood blinds.

The tub shower has a folding door and a wall mounted shower fixture.

The head is lit with seven LED overhead lights for plenty of lighting.

Single Portside Guest Cabin

Forward of the Master to port is a single berth cabin that in some of her sisterships was a tight bunk room. Not having an upper bunk opens the space dramatically.

The single lower berth is outboard with two opening stainless steel portholes with mini blinds above.

A nightstand with drawer is inboard. Forward is a vanity with a mirrored storage cabinet above.

Aft and outboard are five cherry storage cabinets.

At the foot of the berth is a small fold down ironing board, a Sharp 13" TV and an auto lit hanging locker.

Forward is the door into the Portside Shared Head.

Also in this cabin are three overhead LED lights, a cabin fan, carpeted sole, rope lights under the berth and an upholstered headboard for the berth.

Starboard Side Guest Cabin

Entered from the forward end is a cabin with twin lower berths and a single drawer nightstand between.

The upholstered headboard is set upon five mirrored panels. Each berth has an LED overhead reading light. Above of the outboard berth are two opening stainless steel portholes behind wood mini blinds.

Above the porthole and on the aft bulkhead are five cherry storage cabinets. At the foot of the outboard berth is an auto lit hanging licker and the entry to the private head.

Also in this cabin are rope lights below the berth and at the valance, three LED overhead lights, a cabin fan and carpeted sole.

Private Starboard Guest Cabin Head

The vanity has one cabinet below and a Corian countertop above with a molded sink and two tone faucets. Above are two mirrored medicine cabinet doors. The toilet is a Vacuflush model set upon a teak and holly sole. The round shower has a teak grate sole, hand held or wall mounted fixtures, light, curved sliding door and an exhaust fan. Also in the head are two overhead LED lights.

VIP Cabin

All the way forward is the VIP Cabin with a centerline island queen berth. At the foot of the berth is a single storage drawer and rope lighting around the perimeter. An upholstered headboard is set upon seven mirrored panels. Each side of the berth has a brass swing arm lamp. There are small corner nightstands on each side of the berth. Above are large shelves with a hinged top storage cuddy and a shelf each side. Above each side is a stainless steel opening porthole behind wood mini blinds. Both sides terminate into lockers, the starboard as a hanging locker, the port as a five shelf cabinet.

A deck hatch with a sliding cover is above the berth.

Also in this cabin are five LED overhead lights, port and starboard steps to the berth, a Sony AM/FM/CD player, stereo speakers, a full size dressing mirror, carpeted sole and access to the Starboard Portside Head.

Shared Portside Head

Access to this head is from the VIP and the Single Berth Starboard Cabin.

The vanity has one cabinet below and a Corian countertop above with a molded sink and two tone faucets. Above are two mirrored medicine cabinet doors. The toilet is a Vacuflush model set upon a teak and holly sole. The round shower has a teak grate

sole, hand held or wall mounted fixtures, light, curved sliding door and an exhaust fan. Also in the head are two overhead LED lights.

Foredeck

Fiberglass nonskid decks Welded stainless steel double bow rails w/life lines aft Lewmar 3000 anchor windlass Delta Plow type anchor w/all chain rode Stainless steel anchor davit w/bow roller Hinged hatch to chain locker Stainless steel strike plate on forward bow for protection from anchor (3) Port & (3) starboard stainless steel fender holders Dual spring line cleats (3) Windshield wipers/washers White Textulene windshield cover Starboard side Galley door to side deck International Navigation lights (2) Built in storage boxes on trunk cabin Round deck hatch into forward Crew Cabin, currently outfitted for storage only (2) Solar vents for Crew Cabin Stainless steel handrails at forward Sun Lounge (8) Drink holders at forward Sun Lounge Removable bow Sun Lounge cushions Hailer horn Deck hatch w/cover into VIP Cabin Stainless steel house side handrails

Aft Deck

New Permasteak decking over fiberglass decks Port & starboard Permasteak steps to side deck, (3) port, (3) starboard (9) Permasteak tread steps & stainless steel ladder to Flybridge Hinged deck hatch to Engine Room Hinged deck hatch to Lazarette Portside sliding dark glass entry door w/stainless steel trim Starboard side retractable electric window adjacent to door w/stainless steel trim (2) Fusion stereo speakers (8) Overhead stainless steel trimmed LED lights Twin hinged doors to swim platform (2) Permasteak covered steps to swim platform, port & starboard Dual Permasteak covered steps to platform Permasteak covered swim platform Portside swim ladder under hinged hatch Centerline hinged wet locker in swim platform 475 Lb. crane under hinged top on transom hides from view when not in use UMT tender chocks on swim platform Low level deck lighting Aft Deck & swim platform Port & starboard Aft Deck storage lockers forward Port & starboard Aft Deck storage lockers aft as fender holders & propane locker (4) Flush mount rod holders Permasteak curved seat aft w/hatch to Crew Area w/removable cushions & cover Hot & cold shower under hatch to davit Stern cleats at transom & Aft Deck covering boards Port & starboard stern warping windlasses w/(2) foot switches each (inoperative) Aft Deck engine controls w/Mathers single lever controls, bow thruster, engine stops & cover Watermaker remote control panel – portside locker Manual 2 compartment hand bilge pump – starboard side locker Mounted boat hook (2) Opening stainless steel portlights into Crew Area

Flybridge

Fiberglass nonskid decking 4 Bow Bimini top – slides on a track for ease of folding down

Centerline helm 3 Panel front enclosure w/center U Zip Plexiglass Venturi windscreen
 FRP radar arch KVH Trac Vision 4 Sat dome on arch Trumpet horn on arch Furuno 4'
 open array radar antenna on arch ACR searchlight on arch (4) Stainless steel rod
 holders on aft FB rail Tinted plexiglass below aft FB rail Triple helm seat w/cover
 Starboard side companion seat w/cover Hinged hatch to Salon steps L shaped seat to
 starboard w/removable cushions, storage below & cover Triangular FRP mounted table
 at seating group Sliding hatch to Aft Deck ladder Stainless steel safety rail at Aft Deck
 ladder 8 Person life raft w/cover mounted aft (out of certification) ACR EPIRB
 w/hydrostatic release mounted on arch Frigibar refrigerator/freezer on aft FB deck
 w/cover (2) Storage lockers aft of helm seat Small drink refrigerator aft of helm seat
 Sink & cutting board under hinged top aft of helm seat (2) Fusion stereo speakers

Flybridge Electronics

Centerline helm Momo helm wheel Furuno Navnet 3D GPS/plotter/48 mile radar
 Standard Horizon Matrix VHF w/DSC, GPS & backup AIS Raymarine autopilot ST 7000+
 Raymarine Tri Data depth/speed/data Mathers MMC electronic engine controls
 Sidepower bow thruster control Bennett trim tab controls w/indicator Rudder angle
 indicator Fusion stereo MS - IP600 Helm cover Hinged glovebox to starboard Full VDO
 engine gauges VDO rudder angle indicator Key start/stop switches Audio/visual/engine
 alarm system Fireboy system indicator panel Ritchie 4" magnetic compass Foot
 switches for windlass control (!)

Engine Room

Hinged hatch w/gas shock access 5 Step teak tread ladder to Engine Room Dual Racor
 1000 fuel filters w/vacuum gauges 56 Lb. Fireboy CO2 fire suppression system DC
 fluorescent Engine Room lighting ZF Mathers electronic engine controls Stainless steel
 engine intake strainers by Marine Products ZF IRM 350 AL transmissions w/2.007 to 1
 ratio (2) 220 Volt Engine Room fans 2 ½" Stainless steel prop shafts Hynautic power
 steering system w/filter Racor 500 fuel filter for generator GFCI outlet Direct reading
 transmission pressure gauges Upgraded Deangelo Marine exhaust system Engine
 Room insulation Aluminum diamond plate flooring Fuel manifold system Reverso 4 point
 oil change system

Lazarette

Hinged hatch access w/gas shock 3 Step ladder access FCI 500 Gallon per day
 watermaker Torrid 40 gallon stainless steel water heater Stainless steel BBQ grill w/rod
 holder mount (stowed here) Fiberglass battery boxes (2) 24 Volt Jabsco house water
 pumps (8) 8D Batteries w/fiberglass battery box

Aft Crew Cabin

Crew Cabin is accessed under the aft seat, accessed through a hinged hatch with a gas shock.

Collapsible bunk with storage below or space for a second mattress.

Stainless ladder from bunk to sole Cherry wood accents Opening porthole w/drapes
Carpeted sole Single upper berth Lower berth mattress removed to allow for storage
Access to rudder gear GFCI outlet (2) Cherry storage cuddies (3) Step ladder for
access Opening porthole Par manual toilet Shower faucet w/hose removed Sink basin

Electrical

Onan 20 KW generator 6877 hrs. in sound shield 15 KVA Acme isolation transformer 5
KVA Acme isolation transformer Analog frequency converter Newmar phase three 75
Amp battery charger (2) Multi battery isolators (4) Battery shutoff switches (8) 8D
Batteries in fiberglass battery box Main electrical panel with: 220V AC analog volt &
amp meters (12) Breaker protected AC circuits 24 Volt DC analog volt & amp
meter 24 Volt DC analog charge meter (66) Breaker protected 24V DC circuits
12 Volt DC analog volt & amp meter (9) Breaker protected 12V circuits Bilge
pump & Nav light graphic indicator panel (4) Keyed battery on/off switches Main
shore & air con breakers

Remarks

INFINITY has a great layout with four cabins, a Lower Station, crew aft and spacious outdoor areas.

Her condition is way above average with all new faux teak that defies its manmade properties till you examine it very closely. The sagging headliners common to British built yachts of this era are long gone and there is no milky wood joinery inside! The exterior shines and the Engine Room is in good order.

For sale at a very realistic price by a two boat owner!

Exclusions

While every effort was made to list all pertinent included equipment aboard INFINITY, there are some personal belongings aboard. Prospective purchasers should assume any item not specifically mentioned herein will not convey at closing.

Exclusions


Owner's personal belongings.

Disclaimer

The Company offers the details of this vessel or yacht in good faith but cannot guarantee or warrant the accuracy of this information nor warrant the condition of the vessel. A buyer should instruct his representatives, agents, or his surveyors, to investigate such details as the buyer desires validated. This vessel or yacht is offered subject to prior sale, price change, or withdrawal without notice.

PHOTOS


Salon Looking Forward




Salon Starboard Side




Salon Portside




Salon Looking Aft to Starboard




Salon Entertainment Center



Salon Looking Aft



Interior Flybridge Steps




Dining Area



Dining Area Looking Towards Galley




Dining Area Looking Aft



Extra Pantry Storage




Extra Pantry Storage



Galley Looking Aft




Galley Looking Outboard




Refrigeration



Refrigeration




Cockpit & Gas Grill



Microwave




Galley Inboard



Galley Access Door




Refrigeration



Refrigeration



Cutlery Drawer



Lower Helm




Lower Helm Detail



Lower Helm




Lower Helm Detail




Lower Helm Wrap Around




Port Engine Hour Meter




Starboard Engine Hour Meter




Helm Seat



Electrical Panel




Nav Light/Bilge Pump Panel



Accommodation Steps




Accommodation Steps



Laundry




Master Looking Aft



Master Looking Forward



Master Looking Port



Master Looking Starboard



Master Settee



Master Head



Master Head



Master Tub/Shower




Master Head Shower




Portside Single Cabin



Portside Single Cabin




Portside Single Cabin Vanity



Starboard Cabin




Starboard Cabin



Starboard Guest Head




Starboard Guest Shower




VIP




VIP Looking to Port




VIP Storage




VIP Portside Head Access




VIP Starboard Side




VIP Starboard Side




Portside Head




Portside Shower




Foredeck




Foredeck



Windlass



Bow Storage




Storage/Bow Crew




Side Deck Steps




Aft Deck




Starboard Side Aft Deck




Lower Controls



Aft Deck Storage



Aft Deck Crew Access



Aft Deck



Swim Platform




Crane




Swim Ladder




Flybridge Seating



Flybridge Covers



Flybridge Seating




Flybridge Refrigerator/Freezer




Flybridge Aft




Arch Equipment




Companion Seat




Helm




Helm




Helm Detail




Helm Detail



Engine Room Access



Engine Room Steps




Port Engine



Starboard Engine




Engine Room Looking Aft




Oil Change System




CO2 + Battery Charger




Generator



Isolation Transformer




Lazarette




Watermaker




Recent Bottom Service




Bahamas




Crane Deployed





Cruising




Cruising



Cruising





CONTACTS

Andrey Shestakov, leading yacht broker of the sales department of Shestakov Yacht Sales Inc. Shestakov Yacht Sales Inc., the official representative of the Miami/Fort Lauderdale FL headquarters.

Contact details

Email: **andrey@shestakovyachtsales.com**

Web: shestakovyachtsales.com/en/

Telephones

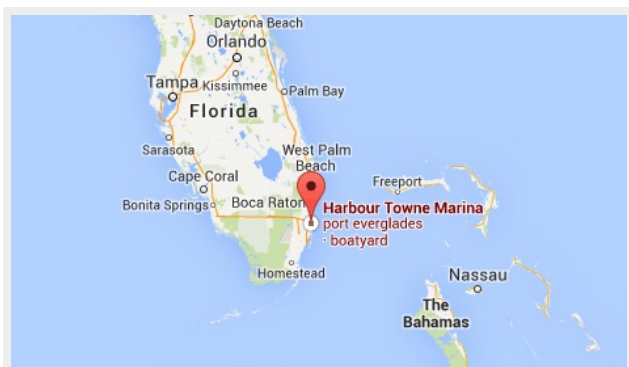
USA: **+1(954)274-4435**

Office hours

Monday – Saturday: **9:00 - 21:00** EDT

Sunday: **closed**

Address



Harbour Towne Marina, 850 NE 3rd St, STE 213, Dania, FL 33004