

VOYAGER — OCEAN ALEXANDER



Builder: OCEAN ALEXANDER

Year Built: 2010

Model: Trawler

Price: PRICE ON APPLICATION

Location: United States

LOA: 59' 5" (18.11m)

Beam: 16' 9" (5.11m)

Max Draft: 4' 7" (1.40m)

Cruise Speed: 10 Kts. (12 MPH)

Max Speed: 10 Kts. (12 MPH)

Our experienced yacht broker, Andrey Shestakov, will help you choose and buy a yacht that best suits your needs **Voyager — OCEAN ALEXANDER** from our catalogue. Presently, at **Shestakov Yacht Sales Inc.**, we have a wide variety of yachts available on our sale's list. We also work in close contact with all the big **yacht manufacturers** from all over the world.

If you would like to buy a yacht **Voyager — OCEAN ALEXANDER** or would like help answering any questions concerning purchasing, selling or chartering a yacht, please call **+1(954)274-4435**

TABLE OF CONTENTS

TABLE OF CONTENTS	2
SPECIFICATIONS	4
Overview	4
Basic Information	4
Dimensions	4
Speed, Capacities and Weight	5
Accommodations	5
Hull and Deck Information	5
Engine Information	5
DETAILED INFORMATION	6
Transom and Swim Platform	6
Aft Deck	6
Salon	6
Galley	6
Pilothouse	7
Flybridge	7
Electronics	8
Accommodations	8
ENTERTAINMENT	9
Bow	9
Engine room	9
Sanitation	9
Hull, Superstructure, and Decks	10
Exterior Hardware and Fittings	10
Exclusions	10
Disclaimer	10
PHOTOS	11
CONTACTS	20

Contact details	20
Telephones	20
Office hours	20
Address	20

SPECIFICATIONS

Overview

\$25K Price Reduction: Additional Photos to Come

"Voyager" is hull #4 of Ocean Alexander's 60 Trawler Line and the only one currently for sale on the East Coast of the US. Her knowledgeable owner has owned many previous trawlers including a Nordhavn, and puts this OA above them all when it comes to ride, build quality, and practical layout.

She is powered by the preferred TWIN CAT C7 engines (approx. 850 hrs) which provide a top end of 15 knots, a 10 knot cruise with 2500mi range, and a 6 knot cruise with over 4,300mi range.

Key Features Include:

- Portuguese Bridge with Lockers and Settee
- Steelhead Marine SM1500R Electro-Hydraulic Davit
- NobelTec Optiplex Navigation System
- (2) Northern Lights Generators (20kW and 12kW)
- Key Power Hydraulic Stabilizers (7sq/ft)
- Bow & Stern Thrusters
- Hard Top on Flybridge
- KVH TracVision M7 SAT TV; Rogue Wave WiFi
- (4) AGM 8D Batteries New in 2017

Basic Information

Category: Trawler

Model Year: 2010

Year Built: 2010

Country: United States

Dimensions

LOA: 59' 5" (18.11m)

LWL: 50' 6" (15.39m)

Beam: 16' 9" (5.11m)

Max Draft: 4' 7" (1.40m)

MFG Length: 59' 6" (18.14m)

Speed, Capacities and Weight

Cruise Speed: 10 Kts. (12 MPH)

Max Speed: 10 Kts. (12 MPH)

Displacement: 86000 Pounds

Water Capacity: 300 Gallons

Holding Tank: 130 Gallons

Fuel Capacity: 1550 Gallons

Accommodations

Total Cabins: 2

Total Heads: 2

Hull and Deck Information

Hull Material: Fiberglass

Hull Configuration: Semi-Displacement

Engine Information

Engines: 2

Manufacturer: CAT

Model: C7

Engine Type: Inboard

Fuel Type: Diesel

DETAILED INFORMATION

Transom and Swim Platform

- Props: Nibral Hung Shen 33 x 21-4, DAR 0.80 with Rope Cutters
- Stern Thruster: Key Power hydraulic, KP10B
- Bennett Trim Tabs
- Removable Swim Ladder
- Teak Decking
- Stainless steel handrails on back transom

Aft Deck

- Swim Door Entrance to Cockpit
- Refrigerator/Ice Maker
- Teak Table and Chairs
- Teak Stairs to Flybridge
- Teak Decking
- Cockpit Docking Station
- Fresh/Saltwater Wash Down

Salon

- Large L-shaped Settee with Storage
- Hydraulic Hi-Low Varnished Teak Table
- Pop-Up TV Sony Bravia 32" LCD
- Home theater DVD/ CD/ radio system
- Entertainment center and Storage Cabinet
- U-Line Wine Cooler
- U-line 2175RF refrigerator/freezer in salon cabinet
- Thomas Payne Collection Double Recliner
- L-shape Salon settee with storage inside
- Hydraulic Hi-Low Teak Top Table
- Watertight hinge door to cockpit
- Teak valance board
- Teak grab rail on ceiling
- Stairway down to Crew Quarters/3rd Stateroom and Stand-Up Engine Room Access

Galley

- Whirlpool Trash Compactor
- Refrigerator/Freezer: Sub Zero 700TC
- Jenn Air microwave/convection
- Oven: Whirlpool AC electric
- Range: Kenyon 4 burner AC electric
- Double-Basin Sink
- Silestone R counter tops
- Teak panel and cabinetry
- Storage cabinets and drawers
- Natural teak plank R Teak and holly flooring
- Overhead dish locker
- GE disposal

Pilothouse

- 2 Stidd Captain's Chairs
- Teak steering wheel
- L-Shaped Settee with Expandable Table and Storage Underneath
- Natural teak flooring
- Teak electronics mounting panel overhead
- Engine gauges on bevel panel
- Teak grab rail on ceiling
- Lighted stairway to fore cabin
- Water tight sliding doors to side decks
- Teak valance board
- Bomar hatch w/ dual screen(privacy screen + fly screen)

Flybridge

- Steelhead Marine SM1500R Electric-Hydraulic Davit
- Solaire Gas BBQ, U-Line Refrigeration/Icemaker, and Sink
- L-Shaped Settee and Teak Table
- 2 Stidd Captain's Chairs
- Stainless Steel Steering Wheel
- Switlik MD2MKII Life Raft
- Hard top with fiberglass mast
- KVH TracVision M7 SAT TV Dome
- Furuno Open Array Radar
- Rogue Wave WiFi (Glomex WeBBOat 4G Plus)
- Hailer
- Anchor Light

Electronics

- PC Electronic Chart: Nobeltec Dell Optiplex 760 PC, Ambient Nav display
- Electronic Chart, Sounder, and Radar:Furuno NavNet 3D w/ Ambient Nav display
- VHF: (2) Icom IC-M604
- Engine Room Camera and Stern View Camera
- Ritchie Powerdamp Compass

Accommodations

MASTER STATEROOM

- Queen size berth, w/ flip up storage underneath
- Cruisair SMXHT Vimar style control panel
- LCD 32" TV & DVD/ CD system
- Cedar-lined hanging locker w/ auto lighting
- Stainless steel square port lights
- 24V LED lights

GUEST STATEROOM

- Island Queen size berth with drawers & storage underneath
- CruisairR SMXHT Vimar style control panel
- LCD 20" TV & DVD/CD system
- Cedar lined hanging locker w/ auto lighting
- Dressing mirror behind door
- Soft vinyl on hull side
- Stainless steel square port light

CREW QUARTERS

- Over/Under Bunk
- Maytag Washer and Dryer

HEADS

- Silestone R counter tops
- Teak walls and cabinets
- Mirror like headliner
- Stall showers w/ one piece glass door in master & guest heads
- Grohe faucet for sink and shower
- Medicine/ cabinet storage
- 24V LED lights
- Stainless steel square port light w/ screen
- TecmaR heads

- GFI (110V only) AC outlet
- Mirror
- Vent blower
- Natural teak plank Teak and holly flooring

ENTERTAINMENT

- Sony Bravia 32" LCD - Salon,
- Sony Bravia 32" LCD - Master
- Sharp 18" LCD, V-berth and Lower Stateroom
- DVD Player: Sony DVP-NS57P - Master stateroom
- SAT Receiver: DirectTV
- Stereo: Sony DAV-HDX275 - Salon
- Wi-Fi Modem: T-Mobile 4G

Bow

- Portuguese Bridge with Lockers and Settee
- Windlass: Muir HR3500 (hydraulic, power up-down) with foot controls and helm control
- Anchor: 110lb Stainless Steel Plow with 300'+ of Chain (estimated)
- Bow Thruster: Key Power hydraulic, KP12B
- Fwd deck handrails with safety line

Engine room

- Transmission: Straight ZF 286A 2.5:1
- Northern Lights M844LW3-20 kW (500hrs)
- Northern Lights M843NW3.3-12kW (500hrs)
- Stabilizers: Key Power hydraulic, 7 sq. ft. fins with Rope Cutters
- Batteries:(4) AGM 8D Batteries (NEW in 2017)
- Inverter: Mastervolt 4000 Mass Combi 24/4000-100
- Alternator: (2) Delco Remy 24V
- Chargers: Professional Mariner ProNautic 12-10P Mastervolt 24/40-3
- (5) Automatic Bilges: Johnson 2000 with float switches
- Whale Gusher Manual Bilge Pump with Diaphragm

Sanitation

- Grey Water Pumps: Johnson 1000 pump in box with float switch

- Discharge Pump: SeaLand T24
- Type III MSD, polyethylene holding tank
- (2) SeaLand VacuFlush Heads

Hull, Superstructure, and Decks

- Hand-laid, gel-coated fiberglass hull
- Airex C70.90 foam on hull sides
- Cockpit hatch with ladder down to lazarette
- AL 600 Balsa core on superstructure
- Solid fiberglass hull bottom
- Deck access hatch to chain locker
- White non skid fiberglass (Awlgrip Griptex), except teak deck on cockpit
- White vinyl rub rail stainless steel insert
- Diamond Sea-glaze® sliding door for PH sliding doors
- Skylight hatch on fwd deck & PH top
- Hard top with fiberglass mast

Exterior Hardware and Fittings

- Stainless steel hardware
- 1-1/4" Stainless steel handrails & stanchions
- Stainless steel square port lights
- Stainless steel cleats & hawse holes
- Emergency rudder tiller
- 1-1/4" stainless steel handrails around top deck

Exclusions

Owner's personal belongings.

Disclaimer

The Company offers the details of this vessel or yacht in good faith but cannot guarantee or warrant the accuracy of this information nor warrant the condition of the vessel. A buyer should instruct his representatives, agents, or his surveyors, to investigate such details as the buyer desires validated. This vessel or yacht is offered subject to prior sale, price change, or withdrawal without notice.



PHOTOS




















CONTACTS

Andrey Shestakov, leading yacht broker of the sales department of Shestakov Yacht Sales Inc. Shestakov Yacht Sales Inc., the official representative of the Miami/Fort Lauderdale FL headquarters.

Contact details

Email: **andrey@shestakovyachtsales.com**

Web: shestakovyachtsales.com/en/

Telephones

USA: **+1(954)274-4435**

Office hours

Monday – Saturday: **9:00 - 21:00** EDT

Sunday: **closed**

Address



Harbour Towne Marina, 850 NE 3rd St, STE 213, Dania, FL 33004