

RAZOR'S EDGE — SABRE YACHTS



Судостроитель: SABRE YACHTS

Год постройки: 1997

Модель: Cruising/Racing Sailboat

Цена: ЦЕНА ЯХТЫ ПО ЗАПРОСУ

Местонахождение: United States

Длина общая: 36' 0" (10.97m)

Ширина: 12' 0" (3.66m)

Макс. осадка: 6' 6" (1.98m)

Купить **RAZOR'S EDGE — SABRE YACHTS** а также выбрать подходящую вам яхту из нашего каталога яхт вам поможет опытный яхтенный брокер Андрей Шестаков. На сегодняшний день компания Shestakov Yacht Sales Inc. имеет большое количество яхт в собственном списке продаж, а также тесно сотрудничает со всеми крупными яхтенными производителями по всему миру.

Для того чтобы купить яхту **RAZOR'S EDGE — SABRE YACHTS** а также проконсультироваться по любому вопросу связанному с покупкой, продажей, чартером яхт позвоните по телефону **+7(918)465-66-44**.

ОГЛАВЛЕНИЕ

ОГЛАВЛЕНИЕ	2
ХАРАКТЕРИСТИКИ	3
Обзор	3
Основная информация	3
Размеры	3
Скорость, вместимость и масса	3
Размещение	3
Корпус и палуба	4
Информация о двигателе	4
ПОДРОБНОЕ ОПИСАНИЕ	5
Features	5
Исключения	9
Отказ от ответственности	9
ФОТОГРАФИИ	10
КОНТАКТЫ	16
Контактная информация	16
Телефоны	16
Время работы	16
Адрес	16

ХАРАКТЕРИСТИКИ

Обзор

RAZOR'S EDGE is a well equipped Sabre 362. She has been cruised and offshore raced extensively. Lots of sails and offshore equipment. Radar / Plotter / Autopilot etc..

Schedule a showing today. Two boat owner -- Offers encouraged.

Основная информация

Тип судна: Cruising/Racing Sailboat **Модельный год:** 1997

Год постройки: 1997 **Страна:** United States

Размеры

Длина общая: 36' 0" (10.97m) **Длина по ватерлинии:** 30' 5" (9.27m)

Ширина: 12' 0" (3.66m) **Макс. осадка:** 6' 6" (1.98m)

Трапы: 53' 2" (16.21m)

Скорость, вместимость и масса

Водоизмещение: 14060 Pounds **Вместимость воды:** 34 Gallons

Вместимость сточного бака: 30 Gallons **Объем топливного бака:** 78 Gallons

Размещение

Всего кают: 2 **Всего коек:** 4

Всего ком. состава: 2

Корпус и палуба

Материал корпуса: Fiberglass

Дизайнер корпуса: Jim Taylor

Информация о двигателе

Двигатели: 1

Производитель: Westerbeke

Модель: 35B

Тип двигателя: Inboard

Тип топлива: Diesel

ПОДРОБНОЕ ОПИСАНИЕ

Features

Accommodations

Forward stateroom: The forward stateroom berth is a comfortable 5" thick mattress that is 6'5" long and 6' wide at the shoulders. There are three drawers beneath the berth. Above the berth are fiddled shelves that wrap completely around the perimeter of the berth, with cherry staving lining the hullsides beneath the shelving. Aft of the berth on port is a hanging locker with a bureau top and a locker with shelves beneath that. On starboard, there is a changing seat with storage beneath and behind it. Next aft is a shelving locker, with a fiddled radius counter top wrapping back around toward the door. There is a single sink with a mirror in that counter. Headroom in this cabin is 6'3". Ventilation to the space is from an overhead hatch, two opening ports and a Hella fan, with additional lighting provided by one overhead light and a pair of reading lights.

Saloon: The saloon features a centerline drop-leaf table, with storage in the center of it. An L-shaped settee is on starboard and has storage beneath and behind the cushions. A pair of lockers above and behind the settee frames a fiddled shelf in the center, with cherry staving along the hull behind the shelf. The settee is 6'6" long, making for a comfortable sea berth.

On port the 6'4" long settee is straight, with storage behind the back cushions and a pair of lockers with shelves above and behind that.

Headroom in the majority of the space is 6'4". Ventilation in the saloon/nav/galley area is from a pair of dorade vents, an overhead hatch, two opening ports and the companionway. In addition, there are three fixed lights, two overhead lights and three reading lights.

Nav station: The nav station is aft facing and at the back end of the port settee. The chart table is large enough for a chart book and has storage beneath, while below that is two drawers. Electrical and electronic controls are close at hand and there is a fiddled countertop over the electronics panel.

Galley: The galley is L-shaped and located at the base of the companionway on starboard. The large double sinks are facing forward and are flanked by a lift-up counter extension on the left and a waste bin mounted below the countertop to the right, making it convenient to dispose of scraps while preparing meals. Beneath the sinks is a very generous amount of drawer and locker storage.

Around to the right and along the hull from the waste bin is a large icebox. There are two lids to access it from the top. The stove and oven is to the right of that.

Above the counter and stove is sliding door storage that runs the length of the galley. Above that is a fiddled shelf with organizer dividers, so all in all storage space is quite nice. Galley

headroom is 6'4".

Aft stateroom: Entry into the aft stateroom is on starboard and behind the galley. As you enter the space there is a changing seat on your left. There is storage beneath the seat, a large locker above it and a fiddled shelf space above that. The berth is a comfortable 6'4" x 5' x 34" and cherry staving lines the hullside, with a fiddled shelf for storage running the length of the berth aft. There are two opening ports for ventilation, with an overhead light and a reading light.

Head: The head is located at the base of the companionway on port. As you enter thru the bi-fold door, the head and sink are directly in front of you. There is storage above and behind the sink and head as well as beneath the sink. The shower area is to your left, with a smoked Plexiglas bi-fold door to separate the spaces. There is a shower seat and a wet locker above and behind that seat. There are two opening ports for ventilation, with a fixed light and a couple of overhead lights for additional lighting. Headroom in here is 6'1".

Galley

- Double stainless steel sink
- H/C pressure water mixer w/pull-out sprayer
- Fresh water hand pump
- Ice box pump out pump
- Regal 2 burner LPG stove w/oven and broiler
- Stainless steel safety bar
- Trident LPG solenoid
- 8# aluminum LPG tank
- Icebox with top access

Head

- Corian countertop with molded sink
- Single lever H/C pressure water mixer
- Separate shower area with bi-fold Plexiglas door
- Shower H/C mixer w/hose, wand & wall mount
- Shower seat with storage beneath
- Electric shower sump pump
- Wet locker
- Jabsco manual head (newer)
- Y valve for overboard discharge
- Manual overboard discharge pump

Plumbing

- Pressure hot and cold fresh water system

- Par accumulator tank
- Six gallon stainless steel water heater
- Electric bilge pump
- Whale manual bilge pump On Deck
- Manual Bilge Pump Below

Hull and Deck

- Double bow roller
- 35# CQR Anchor w/ Rode
- 12# Fortress Anchor w/ Rode
- Storm anchor w/ Rode
- Depp draft fin keel and spade rudder
- Balsa cored hull for strength with solid glass at thru hull locations
- Vinylester resin layup for blister protection
- Bottom stripped and barrier coated
- Teak grab rails
- Double wire lifelines with port, starboard and stern boarding gates
- Six chromed bronze mooring cleats
- Dorade vents (2)
- Four fixed Port-lights
- Lewmar hatches w/screens (2)
- Opening ports (9)
- Cockpit pad eye attachment point for jack lines
- Full Spinnaker gear fro dip jibes
- Monitor wind vane automatic steering system

Sails and Rigging

- Harken roller furler
- Inner and outer Genoa tracks
- Inboard adjustable Genoa cars on inner track
- Keel stepped double spreader aluminum mast
- 1x19 wire standing rigging
- Chain plates placed inboard to allow for higher sheeting angles
- Hall rigid boom vang
- Mast mounted spinnaker pole track and adjustable car
- 13'6" spinnaker pole
- Tides Marine String Track low friction mainsail system
- Lewmar mainsheet track and car with mid-boom sheeting
- Lewmar 2 speed #48CHST primary winches
- Lewmar 2 speed #40CH secondary winches

- Lewmar 2 speed #30CHST control winches on house top
- Lewmar #34CH control winches on house top
- Spinlock line clutches (7)
- All lines are led aft to the cockpit
- Spinnaker halyard
- Banks full batten cruising main - Fair
- North Racing mainsail - good
- Storm Trysail - Excellent
- Storm Jib - Banks Excellent
- North Cruising crosscut 135% w/UV / Foam luff - Good
- North - Racing 155% Good
- Evolution # 3 Jib - Older / Good
- Spinnaker Symmetric - Quantum .75 Good
- Spinnaker Symmetric Quantum .5 Excellent
- Sock for Spinnaker / Geneker
- I= 48.50
- J= 13.46
- P- 41.60
- E- 14.83
- SA/D= 17.72

Electrical

- Marinco 30A shore power connection w/cord
- Bass AC/DC electrical panel
- AC volt and amp meters
- DC volt and amp meters
- 120V receptacles throughout
- Charger 20A multi-stage battery charger (2005)
- Group 24 starting battery
- Group 27 house batteries (2)
- Perko battery combiner
- 12v receptacle at nav station
- Electrical bonding system

Electronics

- VHF Radio Std Horizon GX2150 w/ AIS and RAM Mic
- RayMarine Depth, Wind, Speed, Multi/ Compass in Cockpit
- NOTE -- Six Cockpit displays at ONE at nav station
- RayMarine C90 w/ Navionics Chesapeake charts @ Nav Station
- RayMarine C90 Plotter / Radar @ Helm
- RayMarine Radar on Stern Questus Mount
- Garmin GPS 441S Plotter

- Panasonic Stereo / CD Player w/ Speakers
- Meade - Digital Barometer

Additional Equipment

- Full Coast Guard Safety Kit
- Docking Gear
- Liferaft - Plastimo 6 Man Raft (due for re-certification)
- Parasail Sea Anchor
- Radar Reflector
- Emergency Tiller
- Man Overboard / Lifesling
- Jacklines / Removable
- Extensive Engine Spares / Zincs
- Lee Clothes w/ Numbers
- Westerbeke 35b Engine -- Estimated 2500 based on Tack / Engine panel replacement history and hours recorded when replaced.

Razor's Edge has competed in both Annapolis and Newport Bermuda Races, so she is equipped to compete offshore racing or coastal / offshore cruising. Priced competitively to compensate for deck crazing etc. Original owner since new -- Two boat owner now...

This Sabre 362 is an excellent value and you should schedule a visit today if you are looking for a capable cruiser / offshore racer!

Исключения

При продаже яхты исключаются личные вещи владельца.

Отказ от ответственности


Компания предоставляет описание судна или яхты добросовестно, но не может гарантировать точность этой информации, а также не ручается за техническое состояние. Покупатель должен проинструктировать своих агентов или оценщиков исследовать представленную информацию более подробно, по собственному желанию. Продажа судна или яхты, изменение цены или снятие с продажи будет происходить без предварительного уведомления.


ФОТОГРАФИИ














КОНТАКТЫ

Андрей Шестаков (Andrey Shestakov) – ведущий яхтенный брокер отдела продаж яхт и судов компании Shestakov Yacht Sales Inc. Официальный представитель Shestakov Yacht Sales Inc. для русскоговорящих клиентов в центральном офисе компании в Майами/Форт Лодердейл/Флорида/США.

Контактная информация

Email: andrey@shestakovyachtsales.com

Web: shestakovyachtsales.com

Телефоны

Краснодарский край: **+7(918)465-66-44**

США, Майами, Флорида: **+1(954)274-4435**

Время работы

Понедельник – Суббота: **9:00 - 21:00**
EDT

Воскресенье: **Закрито**

Адрес



Harbour Towne Marina, 850 NE 3rd St,
STE 213, Dania, FL 33004