

THE OBLIVION — CHRIS CRAFT



Судостроитель: CHRIS CRAFT

Год постройки: 1985

Модель: Моторная яхта

Цена: ЦЕНА ЯХТЫ ПО ЗАПРОСУ

Местонахождение: United States

Длина общая: 42' 0" (12.80m)

Ширина: 14' 9" (4.50m)

Мин. осадка: 3' 6" (1.07m)

Макс. осадка: 3' 6" (1.07m)

Крейс. скорость: 20 Kts. (23 MPH)

Макс. скорость: 25 Kts. (29 MPH)

Купить **The Oblivion — CHRIS CRAFT** а также выбрать подходящую вам яхту из нашего **каталога яхт** вам поможет опытный яхтенный брокер Андрей Шестаков. На сегодняшний день компания **Shestakov Yacht Sales Inc.** имеет большое количество яхт в **собственном списке продаж**, а также тесно сотрудничает со всеми крупными **яхтенными производителями** по всему миру.

Для того чтобы купить яхту **The Oblivion — CHRIS CRAFT** а также проконсультироваться по любому вопросу связанному с покупкой, продажей, чартером яхт позвоните по телефону **+7(918)465-66-44**.

ОГЛАВЛЕНИЕ

ОГЛАВЛЕНИЕ	2
ХАРАКТЕРИСТИКИ	4
Обзор	4
Основная информация	4
Размеры	4
Скорость, вместимость и масса	4
Размещение	5
Корпус и палуба	5
Информация о двигателе	5
ПОДРОБНОЕ ОПИСАНИЕ	6
Main Description	6
Walkthrough	6
SALON	7
FORWARD STATEROOM	8
AFT STATEROOM	8
Dining Area	9
Galley	9
AFT ENSUITE HEAD	9
FORWARD ENSUITE HEAD	9
Flybridge	10
HELM	10
Sundeck	10
SWIM PLATFORM	10
DECK	11
Electronics	11
ELECTRICAL	11
MECHANICAL	11
Safety	12

Disclaimer	12
Исключения	12
Отказ от ответственности	12
ФОТОГРАФИИ	13
КОНТАКТЫ	25
Контактная информация	25
Телефоны	25
Время работы	25
Адрес	25

ХАРАКТЕРИСТИКИ

Обзор

The Chris Craft 425 has a reputation for sturdy construction and a well arranged interior. The spacious sun deck, salon with 360 degree views, functional galley and walk around queen berths make her a great long range cruiser or liveaboard. "The Oblivion" is a single owner boat that was repowered with Cummins Diesel engines in 1998 along with other mechanical upgrades over her lifetime. The owners have retired from boating and she awaits her next owner to spruce her up and set a course for new adventures.

Основная информация

Тип судна: Моторная яхта

Подкатегория: Aft Cabin

Модельный год: 1985

Год постройки: 1985

Страна: United States

Размеры

Длина общая: 42' 0" (12.80m)

Ширина: 14' 9" (4.50m)

Мин. осадка: 3' 6" (1.07m)

Макс. осадка: 3' 6" (1.07m)

Трапы: 12' 10" (3.91m)

Скорость, вместимость и масса

Крейс. скорость: 20 Kts. (23 MPH)

Макс. скорость: 25 Kts. (29 MPH)

Вместимость воды: 160 Gallons

Вместимость сточного бака: 60 Gallons

Объем топливного бака: 400 Gallons

Размещение

Всего кают: 2

Всего коек: 3

Всего ком. состава: 2

Корпус и палуба

Материал корпуса: Fiberglass

Информация о двигателе

Двигатели: 2

Производитель: Cummins

Модель: 6BTA5.9-M

Тип двигателя: Inboard

Тип топлива: Diesel

ПОДРОБНОЕ ОПИСАНИЕ

Main Description

The Chris Craft 425 has a reputation for sturdy construction and a well arranged interior. The spacious sun deck, salon with 360 degree views, functional galley and walk around queen berths make her a great long range cruiser or liveaboard. The Oblivion is a single owner boat that was repowered with Cummins Diesel engines in 1998 along with other mechanical upgrades over her lifetime. The owners have retired from boating and she awaits her next owner to spruce her up and set a course for new adventures.

Walkthrough

SUNDECK Entering from the port or starboard side deck the sundeck extends across the stern of the boat. There is plenty of space available here for entertaining in this bright and airy section of the boat. The sun deck is open to the fly bridge forward, with a large salon picture window underneath. To the right of this is a clear plexiglass door opening to the stairs into the salon. The staircase to the flybridge is to the right of the door. The deck is enclosed by a stainless steel railing with hard panel inserts and is protected from the sun by a hard top, that features two overhead swivel lights at the stern, port and starboard. The full beam swim platform is accessed via a ladder found at a center mounted gate in the stern rail. **FLYBRIDGE:** Moving up four steps to the flybridge the helm is found forward, where the wheel and instrument panel is center mounted on top of the forward coaming console. A storage area under the coaming console is accessed by double doors, port and starboard with a foot rest in between. Captain and first mate swivel chairs complete the helm are. Additional seating for 5 is provided by an L-Bench, extending along the port side and across the port aft section of the fly bridge. A solid coaming surrounds the flybridge on three sides, with the aft open to the sundeck below, and topped with a radar arch featuring two deck lights and an anchor light. The fly bridge is protected from the sun and elements by a plexiglass wind screen and a Bimini top with canvas-eisinglass curtains (not pictured). **SWIM PLATFORM.** Accessed by a center mounted ladder leading to the sundeck, the full beam swim platform features dinghy davit mounts and a retractable swim ladder at the port corner. There is a hand hold on the port side and an outboard engine mount affixed to the port side of the ladder. **SIDE DECKS & BOW:** One step down from the sundeck, the side decks and bow are enclosed by a stainless steel railing that is open mid-ship just forward of the sundeck to allow access to the vessel. Stainless steel hand holds are mounted on the flybridge coaming. A pulpit at the bow features an integrated anchor mount and electric windless, with a chain port leading to the chain locker below. The bow is completed by a central raised deck that includes an opening hatch to the cabin below a solar fan vent and galley ventilation port. A search light, signal horn and hailing horn are front mounted on the flybridge coaming. **SALON:** The salon is entered from the sundeck four steps down and features teak paneling and joinery throughout, a

carpeted deck and large windows with blinds and curtains, providing 360 degree views. A L-shaped sofa, which converts to a double berth, is found aft and to port, with a swivel arm chair opposite to starboard. Half-length teak cabinetry and shelving are located forward, separating the salon from the dinette and galley area, which are open to the salon above and entered by a center mounted staircase. Access to the aft stateroom is accessed by a companionway at the aft starboard side. The electrical panel is found on the starboard side of the companionway. DINING AREA: Three steps down from the salon the dining area is found to port and features a large U-shaped settee with pedestal table, providing seating for up to six. Storage lockers run along the port side and aft between the area and the salon. Additional storage can be found under the settee. Teak joinery and cabinetry is found throughout, including a teak parquet sole. GALLEY: The galley is entered three steps down from the salon, opposite the dining area. It is L shaped, running along the starboard side and then extending midship, which creates a separation from the salon. The galley features a full size over/under refrigerator/freezer, a stainless steel double sink with hot and cold running water, a 3 burner electric stove/oven, and an over-counter microwave. With teake joinery throughout, there are multiple lockers, drawers and shelves for storage. The deck is teak parquet, with storage underneath. FORWARD STATEROOM: The private forward stateroom is entered by and inward swinging door from the galley area. It features a centerline queen berth, sink area w/mirror to starboard, and a private head and a hanging locker to port. Additional storage drawers are found under the berth. There is an opening hatch overhead and two opening portlights. Shelving runs along the hull sides port and starboard, with a mirror mounted on the forward bulkhead. The deck is carpeted. AFT STATEROOM: The aft stateroom is found three steps down via a companionway in the aft starboard corner of the salon. The full beam stateroom features a center mounted, queen berth and ensuite head. Teak trimmed shelving and drawers run along the starboard side, with a vanity on the port side, along with additional drawers and lockers. Additional storage is provided by a two hanging closets, one located on the forward bulkhead, the second in the forward starboard corner of the cabin. Light and ventilation are provided by two large opening portlights at the stern and windows running the lengths of the cabin, port and starboard. All are covered with a wrap around valance and curtains. The ensuite head is found on the port side forward. The decks are carpeted. AFT ENSUITE HEAD: The ensuite head features a sink and countertop with hot & cold running water along the port hull, with a bath tub shower to the right and a marine head to the left. A mirror topped by a window w/curtains above runs the length of the countertop. An additional mirror is mounted on the forward bulkhead next to the sink. Storage lockers can be found underneath the sink and countertop. FORWARD HEAD: The private forward head is found in the forward stateroom opposite the sink area. It consists of a marine head with shelving behind and an in-head shower. ENGINE ROOM: The engine room accessed through hatch doors in the salon deck.

SALON

The Salon is entered from the sun deck via a 4 step stair case and features - Teak paneling and joinery throughout - Windows with valance, blinds and curtains, 360 degrees - Carpeted deck - L-Shaped Settee that converts to a double berth, port side and aft - Shelf on aft bulkhead behind settee, w/picture window above - Swivel arm chair; starboard side - Double shelf unit separating salon from dining area; port side forward - Teak cabinetry separating salon from galley, with 4 storage lockers topped with a shelf; starboard side forward - Narrow teak cabinet topped with a shelf, housing AC control & vent and electrical panel; starboard side aft - 2 Stereo speakers, overhead mounted, port and starboard forward - Stereo volume control; cabinet mounted port side forward - Track light with two swivel lamps, overhead mounted, center forward - 1 overhead light; 12 vdc - Valance lighting, port, starboard and aft; 12 vdc - 120 vac outlets.

FORWARD STATEROOM

The forward stateroom is entered through a door in the forward bulkhead between the galley and dining area and features: - Teak trim and appointments - Carpeted deck - Center mounted queen berth for two - 4 under berth storage drawers, front mounted - In cabin sink with hot and cold running water, 120 vac outlet, soap dish, cup holder and towel rack with storage locker underneath; starboard side aft - 2 Mirrors, above sink and on forward bulkhead above berth - 2 Overhead lights; 12 vdc - 2 lamps, forward bulkhead mounted by berth, port and starboard; 12 vdc - Ensuite head, port side aft - Full length hanging locker; forward of head, port side - AC vent, port side by hanging locker - AC Control & return register, under berth starboard side - 1 Opening hatch, overhead, center mounted - 2 Opening portlights, 1 port and 1 starboard - Shelves running the length of cabin along the hull; port and starboard

AFT STATEROOM

The aft stateroom is entered three steps down via a companionway at the starboard aft corner of the salon and features: - Teak trimmed cabinetry and appointments - Carpeted deck - Center mounted queen berth for two, with shelf and mirror behind - Wrap around shelving with drawers underneath; port, starboard and aft - Vanity w/stool, vanity lights and mirrors w/storage behind; port side - Stereo speakers; aft bulkhead, port and starboard - Stereo volume control; aft bulkhead, starboard side of berth - 2 120 vac outlets w/light switches; aft bulkhead, port and starboard - 2 lamps; aft bulkhead, port and starboard; 12 vdc - 1 Overhead light; center mounted; 12 vdc - 1 AC Vent; above vanity - AC control panel; aft bulkhead port side - 2 Large opening ports; aft bulkhead, port and starboard - Windows, port and starboard sides - Wrap around valance and curtains - Ensuite head; port side forward - 1 Full length double closet; forward bulkhead - 1 Full length closet; starboard side forward

Dining Area

Located three steps down from the salon on the port side opposite the galley, the dining area is separated from the salon by a half cabinet-shelving unit and features: - Teak joinery, paneling and parquet sole - Built-in U-Shaped settee with seating for 6 - Pedestal mounted table - Large bulkhead mounted mirror; forward bulkhead - 2 12 vdc bulkhead mounted lamps - 120 vac outlet, port side forward - Air Conditioning vent; port side forward - 2 Storage lockers behind settee; 1 along port side, one separating dining area from salon - Additional storage under settee benches

Galley

Located three steps down from the salon on the starboard side opposite the dining area, the galley is separated from the salon by a half cabinet shelving unit and features: - Teak joinery, paneling and parquet sole - L shaped configuration with main countertop extending along the starboard side, and the sink and secondary counter extending from the starboard side to midships - Main countertop: * Galley Maid Empress Princess Gourmet 3-burner electric stove oven; left side * LG GoldStar 1,000 watt Microwave Oven, MV-1515G; mounted above stove/oven * 1 Top loading, countertop storage locker, right of stove, left of sink * 2 Over counter lockers * 3 Under counter drawers * 1 Under stove drawer * 1 Top mounted light, 12 vdc, over countertop * 1 120 vac outlet, bulkhead mounted right side - Secondary Countertop: * Stainless Steel double sink, with hot and cold running water * 1 Storage locker; under sink * 1 Bulkhead mounted light, 12 vdc, over sink * Paper towel holder, left of sink * 1 Dimmer switch, bulkhead mounted right side - Full size Sears refrigerator freezer w/icemaker, model 253.74532601; left of primary counter top - Under deck storage locker

AFT ENSUITE HEAD

Located port side, forward in the aft stateroom the head features: - Counter Top & Sink with Hot & Cold Running Water, along starboard side - Bathtub shower with hot & cold running water and curtain, right of sink along forward bulkhead - Marine head, left of sink - 1 Mirror, mounted above the countertop - 1 Mirror, mounted on forward bulkhead right of countertop - 1 Opening window with curtains, port side above counter top and mirror - 2 Overhead mounded lights, 12 vdc - 1 120 vac outlet, forward bulkhead, right of sink - 1 Locker, under sink - 1 Towel rack, in shower - 1 Towel rack, aft bulkhead - 1 Retractable clothes line; in shower-tub - 1 Soap dish, right of sink - 1 Cup dispenser, left of sink - 1 Air Conditioning vent, left of sink

FORWARD ENSUITE HEAD

Located in the aft port corner of the forward stateroom opposite the sink area, the forward head features: - Marine head - In head shower w/hot & cold running water - 1 overhead solar vent - 2 overhead light, 12 vdc - 1 Shelf storage nook, behind & above head - 1 Toilet paper holder - 1 towel rack, aft bulkhead - 1 Retractable clothes line

Flybridge

The fly bridge is entered from the sun deck via a 4 step staircase on the starboard side and features: - Helm Area; center mounted on top of the forward coaming console - Captain and 1st Mate Pedestal Chairs, center and starboard mounted - Captain's chair foot rest - L-shaped settee with seating for 5; port side and aft - Radar arch with 2 deck lights and anchor light - 2 Pioneer TS-MR165, 2-Way Marine Use stereo speakers - Storage lockers under forward coaming console, accessed via double doors, port and starboard - Plexiglass wraparound windshield - Bimini top with canvas/eisenglass curtains - Full Flybridge canvas sunbrella cover (end of life)

HELM

The helm is center mounted and sits atop the forward coaming console and includes: - Captain & First Mate chairs - Stainless steel wheel - Instrument panel consisting of: * Port and starboard engine gauges (tachometer, oil, temp, fuel, volt) * Port and starboard engine start/stop & warning lights (oil, temp, volt, fuel) * System switches (accessory, bilge pumps, blower, compass light, instrument light, nav lights, horn, spare) * Ritchie Powerdamp magnetic compass * Scentry Gas Vapor Detector 415 control * Throttles & Gear shifts * Speaker volume control - 12 vdc plug - Instrument mounts - Cupholder

Sundeck

Comprising the aft section of the boat the large open sundeck features: - Hard top - Stainless steel railing with hard panel inserts - Railing gate for swim platform access; stern, starboard center - 2 Swivel lights, overhead mounted port and starboard at stern; 12 vdc - Stairs to flybridge, starboard side, forward - Door/stairs to salon, center starboard forward - Picture window to salon, port side, forward - Open to flybridge, port side forward - 1 120 vac outlet, port side forward

SWIM PLATFORM

There is a full beam swim platform at the stern, accessible by a ladder leading down from the sun deck featuring: - Fold away swim ladder, port side - Hand rail, port side - Dinghy davit mounts - Outboard engine mount - 4 Step ladder to sun deck, center

mounted

DECK

Deck equipment includes: - Bow is Accessible by Port & Starboard Walk Around Decks - A Stainless Steel Railing encircles the side decks and bow running from forward of the sun deck, access to the boat is found between the railing and the sundeck. - Hand rails, along port and starboard flybridge coaming - Danfoth anchor, bow pulpit mounted - Maxwell Electric Windless; bow pulpit mounted - Chain locker; accessible in forward cabin - Air Horn; front mounted, flybridge coaming starboard side - Search light; front mounted, flybridge coaming port side - Uniden hailing horn; front mounted, flybridge coaming center - Running lights - Retractable swim ladder, swim platform mounted - 4 Fenders - Assorted dock lines - 1 Boat hook - 1 Water hose - 6 Cleats; 2 at the bow, 2 midship, 2 at the stern, - Water fill, swim platform starboard side - Dockside water hose hook-up, swim platform starboard side - 3 Fuel fills, port & starboard side decks aft & swim platform port side - Waste pump out, port side deck forward

Electronics

- Uniden President MC 724 VHF Radio - Datamarine LC 300 Depth Sounder - Aqua Meter 650 Digital Speed/Log

ELECTRICAL

- 12 vac house power system - 120 vac house power system - 1 Onan Marine Gen Set, 9 KW, 120/240 vac, model 9MDKWB - 1 Professional Mariner NewPro 20/35 3 Bank Automatic 35 amp Battery Charger - 2 Dynathrust, 6 cell, P8DDC Heavy Duty Deep Cycle Batteries - 1 Genset cranking battery - 1 Battery Isolator Switch - 1 Anchor windless breaker/isolator - 2 50 amp, 120 vac shore power receptacles, hull mounted starboard - 1 combined TV cable & telephone receptacle, hull mounted starboard - 1 30 amp 120 vac power outlet, sundeck port side forward - 1 50 amp dock line

MECHANICAL

- 2 Cummins 6BTA5.9-M; 1997, 270 HP Turbocharge Diesel Engines * ZF Marine Transmission, Model IRM 220A-1 - 2 Racor 900MA diesel fuel filter/water separator - 1 Racor 500MA diesel fuel filter/water separator - 3 Raw water strainers - 1 Shurflo 4901-4212, 4 GPM house water pump - Wessels T-5 2.1 gal 150 psi house water system expansion tank - Raritan 171201 12 gallon marine water heater - 2 Shower sump pumps; Rule 1000 w/ Rule-a-Matic float switch - 1 Rule 1500 electric bilge pumps w/Rule-a-Matic float switch - 1 Jabsco 18590-2092 self -prining macerator waste pump -

3 Mairne Air Systems CM9H RD1, 9,000 btu reverse cycle air conditioning systems

Safety

- Fire Boy automatic halogen fire suppression system - Ships bell - 8 Type II PFDB - 2 Kidde Fire Away Marine Type 10-B:C Size I Dry Chemical Fire Extinguisher

Disclaimer

The Company offers the details of this vessel in good faith but cannot guarantee or warrant the accuracy of this information nor warrant the condition of the vessel. A buyer should instruct his agents, or his surveyors, to investigate such details as the buyer desires validated. This vessel is offered subject to prior sale, price change, or withdrawal without notice.







Исключения


При продаже яхты исключаются личные вещи владельца.




Отказ от ответственности



Компания предоставляет описание судна или яхты добросовестно, но не может гарантировать точность этой информации, а также не ручается за техническое состояние. Покупатель должен проинструктировать своих агентов или оценщиков исследовать представленную информацию более подробно, по собственному желанию. Продажа судна или яхты, изменение цены или снятие с продажи будет происходить без предварительного уведомления.



ФОТОГРАФИИ



















































КОНТАКТЫ

Андрей Шестаков (Andrey Shestakov) – ведущий яхтенный брокер отдела продаж яхт и судов компании Shestakov Yacht Sales Inc. Официальный представитель Shestakov Yacht Sales Inc. для русскоговорящих клиентов в центральном офисе компании в Майами/Форт Лодердейл/Флорида/США.

Контактная информация

Email: **andrey@shestakovyachtsales.com**

Web: shestakovyachtsales.com

Телефоны

Краснодарский край: **+7(918)465-66-44**

США, Майами, Флорида: **+1(954)274-4435**

Время работы

Понедельник – Суббота: **9:00 - 21:00** EDT

Воскресенье: **Закрыто**

Адрес



Harbour Towne Marina, 850 NE 3rd St, STE 213, Dania, FL 33004