


## BEACH HOUSE — JEFFERSON



**Судостроитель:** JEFFERSON

**Год постройки:** 1994

**Модель:** Моторная яхта

**Цена:** ЦЕНА ЯХТЫ ПО ЗАПРОСУ

**Местонахождение:** United States

**Длина общая:** 56' 0" (17.07m)

**Ширина:** 16' 0" (4.88m)

**Крейс. скорость:** 14 Kts. (16 MPH)

**Макс. скорость:** 20 Kts. (23 MPH)

Купить **Beach House — JEFFERSON** а также выбрать подходящую вам яхту из нашего **каталога яхт** вам поможет опытный яхтенный брокер Андрей Шестаков. На сегодняшний день компания **Shestakov Yacht Sales Inc.** имеет большое количество яхт в **собственном списке продаж**, а также тесно сотрудничает со всеми крупными **яхтенными производителями** по всему миру.

Для того чтобы купить яхту **Beach House — JEFFERSON** а также проконсультироваться по любому вопросу связанному с покупкой, продажей, чартером яхт позвоните по телефону **+7(918)465-66-44**.

# ОГЛАВЛЕНИЕ

---

ОГЛАВЛЕНИЕ	2
ХАРАКТЕРИСТИКИ	3
Обзор	3
Основная информация	5
Размеры	6
Скорость, вместимость и масса	6
Размещение	6
Корпус и палуба	6
Информация о двигателе	6
ФОТОГРАФИИ	7
КОНТАКТЫ	16
Контактная информация	16
Телефоны	16
Время работы	16
Адрес	16

# ХАРАКТЕРИСТИКИ

## Обзор

***Perfect for the Great Loop Beach House*** is a 1994 Jefferson 56 ft. motor yacht with an extended deckhouse aft. Located in St. Petersburg, Florida she has easy access to Tampa Bay and the cross Florida canal for quicker trips to the Bahamas. She has four (4) staterooms and a four (4) head layout. Powered by twin GM Detroit Diesels 6V92-TA 550hp and equipped with 20 kw Westerbeke generator, extensive electronics and amenities, Beach House is ready to go as a live aboard or for extended cruising. Yacht logs and full maintenance records are available for review. NEW BOTTOM PAINT September 2017. NEW UPHOLSTERED CUSHIONS ON THE FLY BRIDGE October 2011. With an LOA of 56.33 feet and Bridge Clearance: 19.5 feet she is ready to make the Great Loop. Comfortable Cruising Speed of 14.7 knots with a Max Speed: 18 knots. Tankage Fuel: 700 gallon Water: 200 gallon Holding: 60 gallon Dimensions Beam: 16 Ballast: none Displacement: 34 tonnes. Vessel Description: The Marquessa is Jefferson Yachts' grande dame: regal, elegant, in command of the seas. The Marquessa was designed to be accommodating on longer cruises—a veritable home on the water. The beauty of this boat begins with her striking exterior. The streamline lines figure, more than 56 feet long, and 16 feet wide, belies her rugged preparedness for heavy seas. This extended deckhouse model has one of the grandest salons ever designed, lined and trimmed with handsome, hand-rubbed teakwood. This yacht is turn key and ready to enjoy. Shown by appointment only. Engines each walk in engine room and generator room has Fire Boy automatic halon fire extinguisher system with controls at both the upper and lower helm stations. Twin 550 hp Detroit Diesel 6V92 (TA) each with Twin Disc 2.04:1 Gear reduct. Sound shield insulated bulkheads and overhead for quiet operation while underway. 1595 Hours on engines Fresh Water Cooling Oil Transfer system Racor fuel filters Raw water strainers Engine temperature alarms Air Seps on main engines Fuel shut off controls Electric fuel priming pumps Emergency engine stops Engine synchronizers Accommodations Four state rooms and four head layout makes this an ideal family or friends cruising vessel. The Master Stateroom aft of the engine rooms has a large center line queen bed with night stands and plenty of drawer space with countertops outboard. There are two large hanging lockers lined with camphor wood and make-up vanity. All the bulkheads and storage areas are finishes in satin varnished teak. Forward to starboard is a private head with sink and Corian counters. To the port in the head is a stand up shower/tub arrangement with curtains. Custom curtains over all port lights for privacy and carpet over teak parquet flooring custom cut for easy removal if desired. Television ,marine heat & air, phone/ intercom, recessed lighting both AC/DC . 3 Guest Staterooms: (1) Forward of the Starboard engine room with twin single berths separated by a bureau. Teak bulkheads with large hanging locker and storage drawers under both berths. Recessed lighting AD/DC, custom curtains, marine air & heat, phone / intercom. Aft of this is the head with Corian countertops and sink with separate shower stall with teak grate floor. (2) Forward of

the port engine room has upper and lower berths with large lighted hanging locker and drawers for storage under the berths. Marine air / heat, recessed AD / DC lights, custom curtains. She has in suit head and shower with Corian sink and counter tops. (3) Forward of the Galley this stateroom has upper and lower berths with port lights on both port and starboard. Large hanging locker with drawers under the lower berth for storage there is a separate shower stall with teak grate floor and teak trim. Across from shower is the head with Corian sink and countertop lots of storage under sink and above counter top. This stateroom has TV, Phone / Intercom, wine storage, and accommodates both guest or crew in confront. Galley Galley down from pilothouse with teak bulkheads two large sliding windows both port and starboard. Teak parquet sole covers the generator room sound shield insulation keeps engine sounds to a minimum. L-shaped banquette with hi-lo teak table on the port side of galley. Lexan sliding panels behind banquette hid storage for glass ware. and more storage under banquette. Down two steps aft the galley just forward the port engine room a closet houses the stacked washer / dryer. GE 4-burner stove and oven GE trash compactor GE microwave oven Magic Chef dishwasher RCA side by side refrigerator/freezer Braum Coffee maker Sink Teak cabinets Vented hood over stove Intercom / Phone Electronics Most of the electronics in the wheelhouse have repeaters on the flybridge. Roberston autopilot Raytheon R-41 Raster Scan radar Icom IC M125 VHF radio Raytheon Ray Chart 600 Chart plotter Roberston data line depth sounder & speed indicator Data Line rudder indicator Speaker controls for stereo system Northstar Navigator GPS Ray Line search light Duel station Bow & Stern thruster controls Anchor winch controls Engine gauges & controls Electrical & AC This yacht is equipped with a 20kw Westerbeke generator along with both port & starboard dockside electrical inlets. 110v / 240v AC electrical system 12v / 24v DC electrical system 20kw Westerbeke generator (2339 Hours) (6) 8d 12 heavy duty batteries (1) 4d 12 heavy duty battery for gen set New Mar Phase Three 70 amp/12 volt DC Smart Charger Electric water heater (30 Gal.) Navigation lights Spreader lights Phone and cable TV inlets (port & starboard) (2) 50 amp Dockside electrical cables New Mar ABC 24-40 40 amp/24 volt DC Charger Deck and Hull NEW BOTTOM PAINT September 2017. On the foredeck is a large settee covered and built into the cabin house. Forward are port and starboard two dunnage boxes and 4 stainless steel 10" fender racks. Under the seat are two large storage compartments which also house both fresh water and sea water wash down. Aft deck is entered from main salon through high gloss varnished teak double doors or swim platform. This area has hard enclosed port and starboard bulkheads with sliding tinted glass windows. There is a teak rail across the back deck with 40 mil tinted Strataglass/ canvas curtains to complete the enclosure. The aft deck is covered with indoor / outdoor carpet and has two wicker chairs on both sides along with a wet bar on the starboard and U-Line ice maker / refrigerator on the port side. Bow pulpit 60 lb. stainless steel plow in the roller 300' of chain Maxwell 2200 electric windless w/ wildcat & gypsy Wheel House and deck controls for windless Marquipt 6 step boarding ladder Aft Swim ladder Hot & cold water shower on swim platform TV, Phone, Intercom, AC /DC lights Flybridge The flybridge was enclosed October, 2007 using Stamoid marine fabric and 40 mil Strataglass for aft and side curtains and 60 mil Strataglass for the

front. All glass is tinted and RIRI zippers were used along with stainless steel tubing, fittings, and snaps. Port side has an L-shaped banquette with hi-lo table and starboard side has a banquette and molded bar and sink with U-line ice-maker. The helm has a single adjustable chair providing 360 degrees view. Aft and centerline is a 10' Quicksilver RIB w/ 8 hp Mercury outboard and cover. Starboard os the Marquipt crane/davit for tender. The radar arch is hinged with all antennas mounted outboard. There are two VHF, Northstar D-GPS, and Sirius satellite radio. Twin Hadley air horns ,10" Rayline searchlight, and Loud hailer ICOM 125 VHF Flybridge stereo speaker controls Phone/intercom Rayline search light (1000,000 candle power) controls Robertson data line depth & speed indicator Robertson autopilot Robertson rudder position indicator Bow & Stern thruster controls Bennett trim tabs WHEELHOUSE / SALON THE Wheelhouse is separated from the Main Salon by a large etched glass window. All bulkheads are finishes in satin varnished teak. Teak doors on port and starboard provide access to side decks. Helm seating for the Captain gives great view forward through 3 large windshields with electric wipers. Starboard of the helm seat and divider is a ladder leading to the flybridge. Port of the helm teak parquet steps lead to the Galley below. The helm seat and etched glass divider house the entertainment center. Aft on starboard side a wicker desk and u-shaped settee that runs length of the salon placed on custom carpet accented with custom drapes. Starboard there are two chairs, wicker trunk, and large ottoman in center of salon. All upholstery and window treatments new in 2006. Flat screen CD player AM/FM power booster synthesized turner Sirius satellite radio Speaker controls Greenknoble Clock Bennett Trim Tab control Phone /intercom Raytheon R-41 radar Robertson autopilot Icom VHF Northstar D-GPS Navigator Robertson data line speed & depth control Robertson rudder control indicator 5" Aqua Meter Galaxy Compass

## Основная информация

<b>Тип судна:</b> Моторная яхта	<b>Подкатегория:</b> Flybridge
<b>Модельный год:</b> 1994	<b>Год постройки:</b> 1994
<b>Год обновления:</b> 2007	<b>Вид обновления:</b> Interior
<b>Страна:</b> United States	<b>Верх:</b> Enclosed Pilothouse
<b>Открытая палуба мостика:</b> Да	<b>Кубрик:</b> Да

## Размеры

---

**Длина общая:** 56' 0" (17.07m)

**Ширина:** 16' 0" (4.88m)

**Трапы:** 19' 5" (5.92m)

## Скорость, вместимость и масса

---

**Крейс. скорость:** 14 Kts. (16 MPH)

**Макс. скорость:** 20 Kts. (23 MPH)

**Водоизмещение:** 74957.16908  
Pounds

**Вместимость воды:** 200 Gallons

**Вместимость сточного бака:** 60  
Gallons

**Объем топливного бака:** 466  
Gallons

## Размещение

---

**Всего кают:** 4

**Спальные места:** 8

**Всего ком. состава:** 4

## Корпус и палуба

---

**Материал корпуса:** Fiberglass

## Информация о двигателе

---

**Двигатели:** 2

**Производитель:** Detroit Diesel




**Модель:** Detroit Diesels 6V92-TA  
550hp

**Тип двигателя:** Inboard

**Тип топлива:** Diesel

# ФОТОГРАФИИ

































# КОНТАКТЫ

---

Андрей Шестаков (Andrey Shestakov) – ведущий яхтенный брокер отдела продаж яхт и судов компании Shestakov Yacht Sales Inc. Официальный представитель Shestakov Yacht Sales Inc. для русскоговорящих клиентов в центральном офисе компании в Майами/Форт Лодердейл/Флорида/США.

## Контактная информация

---

Email: **andrey@shestakovyachtsales.com**

Web: **[shestakovyachtsales.com](http://shestakovyachtsales.com)**

## Телефоны

---

Краснодарский край: **+7(918)465-66-44**

США, Майами, Флорида: **+1(954)274-4435**

## Время работы

---

Понедельник – Суббота: **9:00 - 21:00** EDT

Воскресенье: **Закрыто**

## Адрес

---



Harbour Towne Marina, 850 NE 3rd St, STE 213, Dania, FL 33004