

# IMPETUOUS — CRESCENT



**Builder:** CRESCENT

**Year Built:** 2004

**Model:** Motor Yacht

**Price:** PRICE ON APPLICATION

**Location:** United States

**LOA:** 119' 0" (36.27m)

**Beam:** 25' 7" (7.80m)

**Min Draft:** 6' 2" (1.88m)

**Max Draft:** 6' 4" (1.93m)

**Cruise Speed:** 17 Kts. (20 MPH)

**Max Speed:** 21 Kts. (24 MPH)

Our experienced yacht broker, Andrey Shestakov, will help you choose and buy a yacht that best suits your needs **IMPETUOUS — CRESCENT** from **our catalogue**. Presently, at **Shestakov Yacht Sales Inc.**, we have a wide variety of yachts available on **our sale's list**. We also work in close contact with all the big **yacht manufacturers** from all over the world.

If you would like to buy a yacht **IMPETUOUS — CRESCENT** or would like help answering any questions concerning purchasing, selling or chartering a yacht, please call **+1(954)274-4435**

# TABLE OF CONTENTS

TABLE OF CONTENTS	2
SPECIFICATIONS	7
Basic Information	7
Dimensions	7
Speed, Capacities and Weight	7
Accommodations	7
Hull and Deck Information	8
Engine Information	8
DETAILED INFORMATION	9
Walkthrough	9
Salon	10
Dining Salon	10
Starboard Side Lobby	11
Country Kitchen	11
VIP	12
VIP Head	12
Pilothouse	13
Portside Accommodation Companionway	14
Master Cabin	14
Master Head	15
Gym	15
Portside Queen Guest Cabin	16
Portside Guest Cabin Head	16
Starboard Side Guest Cabin	16
Starboard Side Guest Head	17
Foredeck	17
Side Deck	18
Aft Deck	18

Swim Platform	18
Flybridge	19
Flybridge Helm Equipment	19
Boat Deck	20
Tender	20
Crew Area	20
Captains Cabin	21
Crew Cabins	21
Engine Room	22
Electrical	23
Updated Regularly, Some of Her Noticeable Improvements Include:	23
Construction Notes:	23
Remarks	24
Exclusions	24
Disclaimer	24
Exclusions	24
Disclaimer	25
PHOTOS	26
Salon Looking Forward	26
Salon Looking Aft to Port	26
Salon Looking Aft to Starboard	26
Salon Detail	26
Dining Salon Tray Ceiling	26
Dining Salon	26
Dining Salon Looking to Starboard	26
Dining Salon Looking Aft	26
Starboard Side Entry Foyer	27
Country Kitchen	27
Country Kitchen	27

Country Kitchen	27
Country Kitchen	27
Country Kitchen	27
Country Kitchen Dining	27
VIP Entrance	27
VIP to Port	28
VIP to Starboard	28
VIP to Starboard	28
VIP Head	28
VIP Steam Shower	28
Pilothouse	28
Helm	28
Helm Detail	28
Pilothouse Settee	29
Pilothouse Office Aft to Starboard	29
Portside Accommodation Steps to Below	29
Master Looking Forward	29
Master Looking to Port	29
Master Looking to Starboard	29
Master Starboard Side	29
Master Looking Forward	29
Master Stateroom Desk	30
Walk In Master Locker	30
Master Head	30
Master Head	30
Master Shower	30
Master Steam Shower	30
Master Shower	30
Gym	30

Portside Queen Cabin	31
Portside Queen Cabin	31
Portside Queen Cabin Looking Forward	31
Portside Guest Head	31
Starboard Guest Cabin	31
Starboard Head	31
Wide Side Decks Looking Forward	31
Aft Deck Bar	31
Aft Deck Seating	32
Flybridge	32
Hardtop	32
Hot Tub	32
Flybridge Bar	32
Flybridge Bar	32
Flybridge BBQ	32
Flybridge Bar Seating	32
Helm Area	33
Helm	33
One of Two Wing Stations	33
Boat Deck	33
Boat Deck	33
Boat Deck	33
Crew Lounge	33
Crew Galley	33
Aft Crew Cabin	34
Aft Crew Cabin	34
One of Two Heads	34
Forward Crew Cabin	34
Laundry	34

---

Captain's Cabin	34
Captain's Cabin	34
Engine Room Entrance	34
Engine Room Looking Aft	35
New Chiller Plant	35
Starboard Engine & Gen	35
Alternate Profile	35
Bow Shot	35
Stern Shot	35
Stern Quarter	35
Alternate Profile	35
Layout	36
Layout	36
Layout	36
Layout	36
CONTACTS	37
Contact details	37
Telephones	37
Office hours	37
Address	37

# SPECIFICATIONS

---

## Basic Information

---

**Category:** Motor Yacht

**Model Year:** 2004

**Year Built:** 2004

**Refit Year:** 2015

**Country:** United States

**Vessel Top:** Hardtop

**Fly Bridge:** Yes

## Dimensions

---

**LOA:** 119' 0" (36.27m)

**LWL:** 107' 0" (32.61m)

**Beam:** 25' 7" (7.80m)

**Min Draft:** 6' 2" (1.88m)

**Max Draft:** 6' 4" (1.93m)

## Speed, Capacities and Weight

---

**Cruise Speed:** 17 Kts. (20 MPH)

**Max Speed:** 21 Kts. (24 MPH)

**Gross Tonnage:** 122 Pounds

**Water Capacity:** 1000 Gallons

**Holding Tank:** 350 Gallons

**Fuel Capacity:** 7000 Gallons

## Accommodations

---

**Total Cabins:** 4

**Total Berths:** 6

**Sleeps:** 9

**Total Heads:** 5

**Captain Cabin:** True

**Crew Cabin:** 3

**Crew Berths:** 5

**Crew Sleeps:** 5

**Crew Heads:** 3

---

## Hull and Deck Information

---

**Hull Material:** Fiberglass

**Deck Material:** Teak

**Hull Configuration:** Semi-Displacement **Hull Designer:** Jack Sarin

**Exterior Designer:** Jack Sarin

**Interior Designer:** Robin Rose

---

## Engine Information

---

**Engines:** 2

**Manufacturer:** MTU

**Model:** 16V2000

**Engine Type:** Inboard

**Fuel Type:** Diesel



---

# DETAILED INFORMATION

---

## Walkthrough

---

**IMPETUOUS** is boarded via the port or starboard boarding ladder or via the swim platform and into the Aft Deck.

The spacious Aft Deck has built in and loose seating, a walk behind bar with four barstools, access to the Flybridge and the Crew Area. The Aft Deck is fully shaded from weather and sun.

Centerline auto doors lead to the spacious Salon. To port is an occasional chair and a large upholstered sofa with a custom built glass and mahogany cocktail table.

To starboard is a popup TV and two upholstered chairs with footstools.

Going forward a partial room divider separates the Dining Area from the Salon. Built in cabinets surround a custom high glass table for eight.

To port is the Day Head and access to the lower deck.

To starboard is entry foyer, steps to the Pilothouse and the entry to the highly impressive Country Kitchen.

Forward is the very luxurious VIP and private Head.

The Pilothouse has a centerline helm, an L shaped raised observation settee and a very practical desk/office area to starboard.

Steps aft lead to the Flybridge.

On the portside of the Salon past the Day Head's wider than normal waterfall steps lead to the Lower Accommodation Foyer.

The Master is forward, a small gym is opposite the stairs with a laundry just aft of the stairs.

Aft to port is a queen size Guest Cabin with a large head. Aft to starboard is a cabin with twin oversize single berths, an inboard pullman and a private Head.

The Flybridge has two levels, is mostly covered with a custom hardtop and the Boat Deck is aft.

The Crew Area is aft of the Engine Room and consists of three cabins for up to six people with three spacious heads.

---

## Salon

---

The Salon of **IMPETUOUS** is very wide and nicely lit from her large side windows. Having 2' extra beam over her sisterships and competitors allows for wide safe walkaround side decks to afford her owner privacy and her crew easy access for cleaning and docking.

The curved stainless steel entry doors have full drapes as needed. The side windows have shades, drapes and large decorative mullions between. An attractive inset ceiling detail provides interest and additional height to the Salon.

Immediately to starboard upon entering is a mahogany cabinet with a 48" Samsung TV that raises on a lift or can be viewed in its lower position by opening tambour doors. Cabinets fore and aft provide additional storage. Next forward are two upholstered chairs with matching ottomans and an open shelf wood end table between. A table lamp is affixed to the table top. Six doors outboard offer equipment access and additional storage.

To port upon entering is an upholstered arm chair with a three drawer end table and table lamp affixed to the top.

Next forward is a newly upholstered settee to seat four people. In front is a high gloss mahogany and glass coffee table built by AJ Originals in Ft. Lauderdale.

Overhead are 23 dimmable LED lights and a five channel stereo speaker system with hidden subwoofer.

The drapes and shades are electric with a remote control. Six additional lights highlight the Sapele burlwood window mullions for a dramatic effect.

---

## Dining Salon

---

The Dining Area of the Salon is separated by curved partial room dividers with five storage cabinets either side with Sapele round columns on the ends.

Next forward on both sides are six cabinet doors with the aft doors forming a gentle arch opposite the table ends.

The dining table was created by AJ Original in Ft. Lauderdale. Built of mahogany and finished in a high gloss, on a large single base allows for no obstructions when dining in the eight upholstered chairs.

On the forward bulkhead of the Salon Crescent was able to create the owner's vision of two twin door beveled glass glassware cabinets, lit from within, flanking a lit art niche with eight additional cabinets and two drawers topped with Emperador dark marble.

The area is highly attractive but also very practical as well, as the storage capacity of needed Dining Room accessories are close by and hidden or beautifully displayed as desired.

The two level tray ceiling is dramatic and gives a huge volume to the area. Mahogany, Magalite panels and dark tinted mirrors with 12 dimmable LED lights and hidden rope lighting make for a very dramatic presentation.

Large side windows with drapes, shades, wooden mullions with lights and speakers help make the Dining Area flow into the Salon but allows for a distinct area feeling, when being utilized for a dinner party.

## Starboard Side Lobby

---

A Crema Marafill marble sole with Emperador dark marble border help define the Entry Lobby.

Frist up from the Salon going forward is a two door arched top hanging closet with main deck AC controls and the Salon's Lutron dimmer system within.

Next is the yacht's stereo gear in two cabinets below and an Emperador marble countertop with quarter column framed art niche lit from above.

AV gear consists of a Marantz Surround receiver, Samsung Blue Ray player, KVH Trac Vision control unit, six Direct TV HD receivers, Apple TV and more.

The doggable Freeman sliding entry door has been faux painted to match the interior joinery.

Next forward are the curved carpeted steps to the Pilothouse.

Further forward is the large open Country Kitchen afforded by the raised Pilothouse design.

## Country Kitchen

---

The large area forward of the Pilothouse has a very large eat in Galley with table and bar height seating. Six large side windows with wood blinds offer plenty of ambient lighting. The dining table is forward with settee type seating. The entrance to the VIP is forward to starboard.

Features of this area include:

Cork tile sole with sealer Black Galaxy granite island w/(3) loose barstools Bullnose edge granite countertops Sub Zero 47" built in stainless steel fridge/freezer Dacor stainless

steel convection microwave Miele stainless steel oven Miele stainless steel warming drawer Miele built in coffee/espresso station Miele stainless steel dishwasher Kitchen Aid stainless steel compactor Sub Zero dual temperature wine cooler w/glass door Miele 4 burner Ceran top cook top w/sea rails Miele stainless steel range hood w/(4) lights Franke double stainless steel under mount sink Removable spray faucet Double tap Instahot water Insinkerator disposal Samsung 26" LCD TV on swivel mount (4) Stereo speakers Red wine rack in island (8) Mahogany drawers in island (4) Door pantry w/(5) pullout drawers (13) Raised panel cabinet doors in Galley proper (12) Cabinet doors, starboard side outboard under house side windows Six place upholstered settee facing Galley (3) Upholstered chairs at table Granite table top (2) Cabinet doors above settee access two hidden stainless steel Traulson refrigerators (2) Curved storage cabinets at top of VIP stairs (34) LED light fixtures Ceiling panels arranged in decorative pattern (4) Stereo speakers

## VIP

---

With its own private entrance featuring waterfall style stairs, fluted mahogany and a leather wrapped handrail, this area is truly fit for the yacht's VIP. The stateroom has its own entrance foyer with a mirrored art niche, storage cabinet and marble sole. Double raised panel arched doors lead to the cabin.

Upon entering the raised Island queen size berth is centerline. An arched beveled mirrored inset headboard area has twin reading lights above. Twin two level shelves serve as nightstands. An opening porthole with a weather cover is behind drapes.

Next aft behind a ½" round column both port and starboard are two raised panel cabinets with three shelves within. Next aft both port and starboard is a chest of seven drawers with a mahogany countertop below an opening stainless steel porthole with weather cover and drapes. Furthest aft to starboard is a walk in cedar lined hanging locker, aft to port is the entrance to the private Head.

Centerline aft is the twin raised panel arched entry doors and the cabin's entertainment center with a 13" LCD Samsung TV and a Sony Blue Ray player behind tambour doors. Below are four drawers and two small cabinet doors. Two large drawers offer storage below the berth.

An attractive ceiling detail with rope accent lighting is above the berth.

Also in this cabin are Lutron Scene lighting controls, hidden digital AC controls, a carpeted sole and an escape path to/from the Master closet.

## VIP Head

---

Also highly upscale the VIP Head has a bow front vanity with four cabinets and two

small drawers below. The sink is a Kohler under mount sink with Jado fixtures set upon a granite countertop. Above are two raised panel cabinets flanking a beveled edge mirrored medicine cabinet. Elsewhere three raised panel cabinets offers an abundance of storage. The toilet is a full size Head Hunter Royal Flush model.

The steam shower has a clear glass door and a curved glass sidelight with a handheld and fixed shower head. The shower is tiled in Crema Macrofil tiles with inset tiles to match the countertop.

The shower has a light, exhaust fan and a steam generator.

The overhead of the Head is mirrored and has five LED light fixtures.

---

## Pilothouse

---

Entered via the starboard Entry Lobby Area, the Pilothouse is up eight curved carpeted stairs. Both well equipped and luxurious this area is where many guests want to be while underway.

The helm is centerline with a Stidd helm chair.

A chart flat with Lexan chart cover, three full size chart drawers and four smaller drawers is to port.

Next port and up two steps is a L shaped seating area for up to five people with a black granite countertop.

Centerline six steps lead to the Flybridge with step lights, a handrail and a faux painted sliding hatch.

To starboard is the ship's office area: a desk, file drawers, cabinet, storage drawers and a nav station aft.

This includes an Icom M-602 VHF, Thrane and Thrane Sat phone receiver, Furuno Nav Tx VX-300 receiver and a Furuno FI-50 data display.

The yacht's Epson printer is also in this area. A swivel deck chair provides easy maneuvering.

Equipment includes: (3) Nauticomp 16" MFD screens for plotter, radar, weather, etc. (3) Garmin 8350 black boxes (2) Garmin touch pad controls (2) Garmin GMR XHD 72 nm radar scanner (1) Garmin 7610 plotter (backup) (3) Furuno FI-50 multifunction displays, winds speed, depth, temp, etc. (1) Furuno GPS/compass display Icom ICM 506 VHF w/remote mic (3) Hepworth wipers w/Exalto washer/wiper controls 16,000 BTU "Defrost" air handler w/heat ¾" Laminated forward Pilothouse windows 3/8" elsewhere Carlisle & Finch joystick searchlight control Jog steering control ABT bow

thruster control Kobelt wheel position indicator Kobelt rudder angle indicator MTU digital engine controls MTU digital engine monitors Raymarine Ray 430 loud hailer Icom command mic from Flybridge VHF Emergency backup engine controls in cabinet Note: All navigation equipment updated within the last few years as evidenced by current model equipment

---

## Portside Accommodation Companionway

---

Faux painted sliding Freeman side deck doors and sidelight are outboard. Inboard is the large Day Head with marble sole and Emperador dark marble border continuing in from the Companionway.

The bow front vanity has two cabinet doors below and an Emerador dark bullnose edge topped with an under mount Kohler sink and Jado fixtures. The toilet is a full size Head Hunter Royal Flush model. A framed mirror over the sink and a mirrored overhead add to the spacious feeling.

Going forward is the hinged door access to the doghouse.

Ten extra wide waterfall steps with a fluted mahogany bulkhead and leather wrapped handrail lead to an Absolute black granite foyer. The Master is forward via twin arched raised panel doors. The gym is opposite to starboard. The laundry with a Miele Novutronic washer and dryer is aft of the stairs behind arched raised panel doors. Opposite is a mirrored art niche, lit from above with a fire station in the cabinet below.

Aft on 45 degree angles are the entrances to the queen and twin en suite Cabins.

---

## Master Cabin

---

Forward from the Entry Foyer the Master Cabin occupies the widest and quietest part of the vessel. Entrance is via twin raised panel arched doors. The king size berth is centerline with four drawers and rope lighting below. The upholstered headboard is set upon a large beveled edge mirrored panel with an attractive mahogany ceiling detail and eight LED lights and two stereo speakers above. To both port and starboard are twin three drawer nightstands with Uba Tuba granite bullnosed tops. Rising from the nightstands are twin small half columns with Sapele mahogany panels with twin fixture sconces.

To starboard from the berth is the walk in cedar lined hanging locker with plenty of hanging space, shoe racks, cabinet, hidden safe and an escape hatch forward. Also hidden in the closet are the Lutron light dimmers and cabin AC controls.

Next aft are four small drawers followed by a vanity or desk area with a hinged top, four drawers and two lockable file drawers. A mirrored center section, additional

cabinets and two opening stainless steel portholes with weather covers, behind drapes are above. Next aft are four matching drawers.

Facing the berth is the cabin's entertainment center with a 42" LG TV behind tambour doors, seven drawers, four lockers and the cabin's Marantz AV sound system, Direct TV HD Sat receiver and a Samsung Blue Ray player. The TV is flanked by full wood columns set onto a granite countertop.

To the portside of the entry doors is a large chest of eight cedar lined drawers with an Uba Tuba granite countertop below a lighted art niche.

A hidden cedar lined half locker is next forward. Flanking an upholstered two person sofa are three raised panel drawers with bullnose Uba Tuba granite countertops.

Above the sofa is a mirrored bookshelf and two large opening stainless steel porthole behind lined drapes.

Next forward is the Master Head.

---

## Master Head

---

Entered via an arched raised panel door the Master Head has an L shaped vanity with four cabinet doors and twelve mahogany drawers. Bow front sections at the sinks accommodates large under mount Kohler bowls with Jado fixtures, set upon a bullnose Uba Tuba granite countertop.

Beveled edge mirrors and medicine cabinets are over the sinks complimented by mahogany columns.

The toilet is a full size Head Hunter Royal Flush model. Three cherry cabinets offer ample storage.

The sole is Crema Marfil with an Uba Tuba border and inset diamonds.

Overhead are seven LED lights with mirrored, wood and vinyl panels.

The huge shower has a clear glass door and clear glass sidelights. The marble tiled shower features a handheld and wall mounted fixtures, three body sprays and a Thermasol steam shower system.

Also, in the shower is a marble bench, shelf, mirrored overhead and three lights.

---

## Gym

---

Just aft of the Master is a small gym behind dual arched raised panel doors. The aft

bulkhead is mirrored. Seven raised panel cabinets store free weights and accessories. The center part of the gym is a Protius Studio S exercise machine.

---

## Portside Queen Guest Cabin

---

Entered via an arched raised panel door the queen size berth is off the aft bulkhead with a mahogany headboard set upon a beveled edge mirror with a curved ceiling soffit above. Four drawers and rope lights are below the berth.

Granite topped three drawer nightstands flank the berth. Fluted columns and sconce lights border the mirror above the nightstand.

Outboard is a chest of eight cedar lined drawers with a countertop and six small cabinet doors above.

Mirrored bookshelves/art niches are either side of an opening stainless steel porthole with a weather cover and drapes.

Next forward is a full size cedar lined hanging locker with a safe, Lutron lighting controls and the cabin's digital AC controls within.

At the foot of the bed is a cabinet with Samsung 13" LCD TV and a Sony Blue Ray player behind two pocket doors. Below is a granite countertop and four curved drawers.

Also in the cabin are twelve overhead LED lights, stereo speakers and a full size dressing mirror on the interior of the entry door.

---

## Portside Guest Cabin Head

---

The Portside Guest Head has a marble sole with a granite border that matches the countertops. The bow front vanity has four cabinet doors and a drawer below.

The under mount Kohler sink has Jado fixtures and two beveled edge mirrored medicine cabinets above. The toilet is a full size Head Hunter Royal Flush model. An opening stainless steel porthole is behind full drapes.

The shower has a clear glass door and sidelight plus a handheld and wall mountable fixture, a seat, exhaust fan and two lights. The tiles match the sole and countertop. The Head overhead is mirrored and has seven LED lights.

---

## Starboard Side Guest Cabin

---

Entered via an arched raised panel door there are two twin oversize berths off the aft



bulkhead. Above are upholstered headboards. Between is a granite topped three door nightstand with a wood framed mirrored section and sconce light above. Built into the inboard bulkhead and hard to recognize is a fold down pullman berth disguised by four additional cabinets just inside the entry door.

Outboard of the other berth are four raised panel cabinets and a shelf with an opening stainless steel porthole behind full drapes. This area ins this cabin and all guests cabins is perfect for stowing the extra pillows and bedcovers after turndown services.

At the foot of the outboard berth is a cedar lined hanging locker with a safe, the cabin's Lutron dimmer controls and the cabin's digital AC controls.

Between the berths, aft is the entertainment center with a 13" Samsung LCD TV and Sony Blue Ray player behind pocket doors. Below is a granite countertop and four curved front drawers.

## Starboard Side Guest Head

The Twin Cabin Guest Head has an Absolute black tiled floor with a granite border and granite tiles to match the countertop.

The vanity has four cabinet doors and two drawers below a bullnose granite countertop with a Kohler under mount sink and Jado fixtures. The beveled edge mirrored medicine cabinets flank the mirror over the sink.

The toilet is a full size Head Hunter Royal Flush model.

The stall shower has a clear glass door and sidelight with a granite seat, handheld and wall mounted fixture as well as two LED lights and an exhaust fan.

The Head has a mirrored overhead, eight LED lights, an AC vent, plus two cabinet storage locker and opening stainless steel port with weather cover behind full drapes, above the toilet.

## Foredeck

Fiberglass nonskid decks High FRP bulwarks Welded stainless steel bow rail on bulwarks Stainless steel pennant staff (2) Maxwell 4500 hydraulic windlasses (2) Maxwell chain locks for pocket anchors (2) 395 Lb. Poole galvanized anchors w/350' of 5/8" BBB chain each Solenoid activated freshwater chain/anchor wash system Freeman deck hatch into chain locker (2) X' of x size chain (2) Stainless steel fairleads Bollard style bow cleats Stainless steel bell tower w/windlass plug in controls & (2) down lights Bow seat for three w/(2) stainless steel deck lights Sun lounge for (2) w/removable Sunbrella cushions & cover (2) 8" Polyplanar speakers at bow seat Dual Gull wing door

access storage areas into huge bosuns locker extends full beam under sun lounge (2) Traulson stainless steel freezers in bosuns locker Chest style freezer in bosuns locker DC lighting in bosuns locker Large stainless steel anchor striker plates at hull sides Kahlenberg (3) Trumpet air horn on Pilothouse Coach Roof

## Side Deck

Nonskid fiberglass decking Raised FRP bulwarks Welded stainless steel side deck rails Dual custom cleats/fairleads built into bulwarks to keep side decks clear (8) Port & (8) starboard stainless steel deck lights (7) Port & (7) starboard freeing ports Portside hot & cold wash down spigots Frameless 3/8" dark tinted windows w/applied mullions (2) Midship hinged doors & rail breaks (2) Midship sliding Freeman entry doors, starboard side into entry lobby Portside recessed storage area for Marquipt Tide Ride ladder in FRP bulwarks (7) Port & (7) starboard overhead stainless steel trimmed lights Port & starboard overhead cabinets for rod storage, (4) each side Recessed clear Lucite wing doors Engine Room air intake over FRP fashion boards Water tank fill in house side up Aft Deck 9 Step Tracey boarding ladder w/dual handrails Stainless steel grab rail at Pilothouse side window International Navigation lights

## Aft Deck

Fully shaded by Boat Deck overhang Teak over fiberglass decking (2) Aft spring line/fairlead combinations Fixed aft seating for 5 - 6 w/removable Sunbrella cushions, storage below & covers (4) Teak deck chairs w/matching cushions & covers for additional seating at aft table Varnished teak dining table w/padded cover (2) Polished stainless steel Boat Deck supports Stainless steel side rails (3) Portside cabinets w/shower controls, hot & cold water wash down, fire hose & storage w/flat seating area above (2) Starboard side cabinets, 60 gallon gas tank for toys w/file rite counter & nozzle plus additional storage w/flat seating area above Walk behind Aft Deck bar w/two level granite countertop & varnished teak bar face (4) stainless steel stools w/footrests & covers, under mount stainless steel sink, bar glassware cabinet, Fusion MS-NRX 300 stereo remote, U Line drink refrigerator, Whirlpool clear icemaker, drawer, cabinet w/(2) sliding liquor cabinets Aft facing camera for Aft Deck Aft facing cameras for docking/towing (10) Teak tread curved steps to Boat Deck Curved stainless steel trimmed auto/manual door to Salon Lockable door to Crew Cabin (20) Overhead stainless steel Aft Deck lights Owner designed Aft Deck overhead panels painted in white satin finish (4) Stereo speakers Hailer speaker Overhead hatch for custom swivel Aft Deck TV mount

## Swim Platform

(5) Port, (5) starboard teak trimmed stairs to Aft Deck Teak decking over integrated

fiberglass swim platform (5) Stainless steel hoop rails w/storage receptacles for tender boarding (2) Popup tender cleats (2) Freeman hatches into rudder room (2) Hydraulic Maxwell 2200 warping windlasses w/foot switches Hidden stern cleats w/stainless steel fairleads Pantograph PCM watertight door into Crew Area (2) Stainless sockets for custom swim ladder Stainless steel hand rails port & starboard of PCM Crew entry door (2) Port, (2) starboard 100 amp 220 volt 3 phase shore cord inlets (2) Overhead lights from Boat Deck (3) Port, (3) starboard Aft Deck step lights (5) Underwater lights, (3) aft, (1) port, (1) starboard (4) Flush mount rod holders

## Flybridge

---

The Flybridge of IMPETUOUS has two distinct levels created partly by the tray ceiling over the Dining Area. The upper level has a centered helm with two wing stations and a Freeman sliding access door from the Pilothouse.

To both port and starboard are curved L shaped seating groups to seat three to four each with removable cushions, storage below and covers. Each has an adjustable height Corian table on a stainless steel pedestal.

This area (and the forward port aft of the Boat Deck) is covered by a large FRP hardtop built by Crescent. There are 15 stainless steel trimmed overhead lights with four stainless steel upright supports and walk through arch at the steps. Two steps with four step lights lead to the lower level.

The lower level of the Flybridge has a four to five person hot tub to starboard with a Sunbrella cover and an adjacent sun lounge cushion. Two teak tread steps with a removable handrail and step lights lead to the hot tub.

A cabinet below the tub gives good access to the mechanical systems as well as hot and cold wash down spigots, chemical storage, etc.

To port is a large walk behind bar with three stainless steel barstools, a two level Corian bar top. Behind the bar is a DES stainless gas grill, two under mount stainless steel sinks with a removable spray faucet, a dedicated propane locker, a U Line icemaker, U line drink refrigerator plus five cabinets and two drawers.

(4) Stereo speakers Nonskid fiberglass decking Multiple stainless steel handrails Venturi wrap around windscreen (8) Low level LED deck lights Stainless steel deck drains Fusion MS-NRX 300 stereo remote (4) Teak deck chairs for additional dining (4) Teak footstools (2) Teak end tables

## Flybridge Helm Equipment

---

Centerline helm, hinged for access w/cover (2) Garmin 12" 7612 full function displays

for plotter/radar Furuno RD 33 data/electronic compass Furuno FI-50 multi readout Furuno FI-50 digital depth/wind speed, water temp Furuno FI-50 wind direction/speed indicator Simrad AP 70 autopilot MTU electronic engine controls Carlisle Finch joy stick spotlight control Kobelt rudder angle indicator Kobelt wheel position indicator Main engine start/stop switches MTU digital engine readouts Icom M-604 VHF w/remote speakers & mic ABT bow thruster control Joy steering joystick Stainless steel helm wheel Trac stabilizer controls Icom Command mic from Pilothouse VHF

Wing Station controls all equipment port & starboard: MTU electronic control ABT thruster control Kobelt rudder angle indicator Jog steering control Horn button Cover (3) Stidd helm chairs & covers (2) Port, (2) starboard storage cabinets Fusion MS-UD 755 stereo KVH HD7 Sat system new 2017

---

## Boat Deck

Fiberglass nonskid decking Marquipt telescoping 2500 davit Engine Room intake/exhaust ports w/filtered air screens Curved steps from Aft Deck w/hinged covers & stainless steel safety rail (2) Stereo speakers (2) 10 Person "Sea Safe" life rafts w/hydrostatic releases Stainless steel hoop rails aft on Boat Deck Stainless steel deck drains Lowe level deck lighting Varnished flag staff Custom tender chocks for tender Custom Wave Runner chocks

---

## Tender

2013 17' AB Nautilus tender 115 HP Yamaha 4 stroke OB Bench seating aft for 3 Bench seating forward for 5 Console w/wheel steering Garmin GPS Standard Horizon Eclipse VHF w/DSC Fusion MS-UD 755 stereo Shower w/water tank Custom striping on tender Ritchie compass Sat radio antenna Yamaha tach gauge Yamaha speed gauge Stainless bow rail Nav lights Full cover Stereo speakers Battery charger

(2) 3 Person Yamaha wave runners w/covers

---

## Crew Area

Entered via the Aft Deck spiral staircase or swim platform the Crew Area was laid out by the build captain and broker and offers great spaces hard to find on a yacht of this size.

The Captain's Cabin forward to starboard offers a walkaround queen size berth and a private Head with granite countertops and a stall shower.

Outside the Captain's Cabin is the aft Laundry Area with a newer Bosch washer and dryer. The common area consists of a three person dinette, 20" Samsung LCD TV, 24

storage cabinets and a small Galley with a U Line drink fridge, under counter stainless steel sink, granite countertops, stainless steel Magic Chef microwave and four cabinets. The area is carpeted.

An Icom VHF, Simrad IS15 data panel and the touchscreen Crescent tank gauge/alarm panel and useful additions.

## Captains Cabin

---

Off the starboard outboard bulkhead is an island queen size berth with storage below. Behind the padded headboard is an opening stainless steel port with weather cover, flanked by two reading lights. Aft is a full size hanging locker and a chest of four drawers. Forward is chest of four drawers also utilized as a nightstand. On the inboard bulkhead is a 30" Samsung TV. Overhead are nine lights and two stereo speakers.

The private Head has granite countertops, an under mount Kohler sink, six cabinets and two drawers in the vanity, two mirrored medicine cabinets, two additional cabinets and a Head Hunter Royal Flush toilet.

The stall shower has a clear glass door, is fully tiled, has a light, exhaust fan and a wall mounted or handheld fixture.

## Crew Cabins

---

The two Crew Cabins are nearly identical. Each has athwartship over under bunks with reading lights, full size cedar lined hanging lockers, stainless steel portholes, four overhead LED lights, stereo speakers and two drawers under the berth plus 20" Samsung LED TV's on movable mounts.

The Heads are custom to this build include private heads and vanities with a common shower between. The Heads have granite topped vanities with under mount Kohler sinks and mirrored medicine cabinets above with two vanity cabinets below. The toilets are Head Hunter Royal Flush models.

The shower is tiled, has a light, exhaust fan, large storage shelf and an opening stainless porthole with weather cover.

Aft in the Crew Area are two storage lockers and the weather tight Freeman Pantograph door four steps up on centerline.

Forward is the only access to the Engine Room through the hinged Manly Marine hinged door.

## Engine Room

(2) MTU 16V2000 TE 90 main engine 2000 HP @2350 RPM totally rebuilt (W-6) 2016 @ 5650 hours total time (2) DD655DC gears w/3:03 to 1 reduction Flomax 8 220 volt fuel transfer pump (3) CCY Custom backlit fuel site gauges CCY custom fuel transfer manifold Main hydraulic system w/(2) transmission driven pumps & electronically driven backup pump, for thruster, stabilizer and backup fire/bilge pump, windlass, davit, stern windlass Trac II by ABT #440 hydraulic stabilizer system w/16 sq. ft. fins w/Reverse locking system American Bow Thruster, bow thruster 57 HP in 16" FRP tube (2) 21"; Delta T automatic Engine Room ventilation systems Fiberglass sea chests w/Lexan polycarbonate window surrounded by 1/8" stainless steel plate w/bleed valves Kobelt steering system w/ACD/DC dual pump hydraulic system Facet 90 GPM fuel coalescer Powder coated aluminum diamond plate over aluminum framing w/blue carpet overlay (6) Rule 3700 GPH bilge pumps Byrd Johnson 5 blade propellers 4" Diameter Nitronic 50 high strength stainless steel prop shafts Tides Marine dripless shaft seals (2) 9.3 sq. foot stainless steel rudders w/5" stock 14" Diameter underwater exhaust w/10" diameter bypass (2) Vernay muffler systems (2) Generator water/gas separators (2) Oberdorfer 1/2 HP oil transfer pumps, (1) clean, (1) waste w/meters 3800 Gallon per day watermaker, custom built by Flow Marine Systems Ft. Laud. (2018) FM-200 fire suppression system 170 lb. agent weight Fire pump system: (1) MP1 5 HP electric and (1) MP1 5 HP hydraulic units w/(3) hydrants. Note: CCY custom designated system w/both an AC motor driven pump and a hydraulically driven pump. Flow chart controls make it possible to pump from bilge to overboard, bilge to fire system, overboard to a fire station, bilge to overboard and overboard to fire system simultaneously.

Microm FA-200-E fire alarm system AC system custom built by Flow Marine Systems Ft. Laud. 2018 three phase 208 volt w/(3) 60,000 BTU compressors & (19) handlers Watermaker & AC system in a custom rack w/workbench above w/custom control panel 200 CFM make up air handler provides fresh air (3) "Soft starts" for AC compressors Household air compressor in Engine Room w/outlets in Engine Room, Foredeck bosuns locker & on Flybridge w/10 gallon tank on Flybridge for air horns (2) CRS 300 coolant recovery bottles Hayden Super Vacuum central vacuum system w/(4) outlets (2) Head Hunter Mach 5 20 GPM house outlet pumps (4) Hot & (4) cold water spigots, Boat Deck, Aft Deck, Bow & Engine Room (8) Head Hunter Royal Flush toilets

Tankage as follows: Diesel, 7000 gallons in (5) tanks, constructed of aluminum Gasoline, 60 gallons, constructed of aluminum Clean oil reserve, 100 gallons, constructed of aluminum Waste oil storage, 100 gallons, constructed of aluminum Hydraulic oil, 10 gallons, constructed of aluminum Freshwater tank, 1000 gallons, constructed of stainless steel Holding tank 350 gallons constructed of FRP & integral

Bosworth 110V waste pump 20 GPM (2) Rule 3700 GPM pumps for grey water system (2) Rule 3700 GPM pumps for aft crew sump CCY/Nostek custom touchscreen tank & ship's systems monitoring system Elbex CCTV w/pan, tilt & zoom Ultra Tech water filtration system (2) JBL Stereo speakers Airsep crankcase ventilation system ABT

hydraulic reservoir Manifold for oil change system w/Quick Disconnect fittings incl. sludge tank 5 Drawer stainless steel Craftsman tool chest Fluorescent 110V lighting Analog pressure gauges for: main hydraulic system, stabilizer hydraulic system, steering hydraulic system, fuel transfer pump pressure, freshwater system pressure, chilled water system pressure, air pressurized fire line pressure (2) DDC engine readouts Battery parallel system Engine start/stop switches in Engine Room Marine Air Engine Room aircon system Overhead stainless steel handrails

## Electrical

12/24 Volt DC system 120/208 Volt AC system 60 Hz (2) 36 KVA ASEA shore power systems - 170V 520V single/three phase capable, new 2018 Port 55 KW Northern Lights generator in sound shield, 1356 hours since rebuild Starboard 55 KW Northern Lights generator in sound shield, 1207 hours since rebuild (2) Port & (2) starboard 100 amp 3 phase Hubbell shore power inlets (6) 12 Volt lifeline (24V) 8 D batteries for generators & house batteries (4) 8D engine start batteries, new 2018 12 Volt Group 27 battery for emergency radio (2) Magnum inverter/chargers N15 4024 for house batteries, new 2019 Start Power 10i charger for emergency radio DC Emergency lighting system throughout (2) Fuji soft starts for ventilation fans Phase 3 20 amp battery charger (4) Perko battery shutoff switches Dedicated inverter panel w/(8) breakers Engine Room DC panel w/(24) breaker protected circuits Engine Room DC panel w/digital voltmeter & (3) digital amp meter Engine Room AC panel w/(10) 220 volt breaker protected circuits for sub panels & primary systems Moeller touch screen ship's system/alarm panel in Engine Room (3) Digital Power Management multi digital readouts (2) Northern Lights generator start/stop gauge panels

## Updated Regularly, Some of Her Noticeable Improvements Include:

Full repaint Roscioli Marine - 2013 Swim platform and aft steps, teak replaced - 2013 W-6 overhaul on her main 2000 HP MTU's - 2016 Generator top end overhauls - 2016 New AC chiller plant (2018) New Garmin electronics package (2016) New A SEA frequency converter (2018) Interior fabrics and headliners as needed 2013 AB 17' Tender w/115 HP OB (2) 2012 Yamaha Waverunners

## Construction Notes:

Fully cored with two layers of closed cell ¾" Airex foam core material in the bottom and 1" thickness in the hull sides, all vacuum bagged. Thru hull areas are solid glass. House sides are core cell foam cored.

---

## Remarks

---

IMPETUOUS was custom built in Richmond, Vancouver by a lifelong yachtsman. She boasts wide walkaround side decks afforded by her 25' 7" beam. She is only the second hull to be entirely constructed at Crescent Custom Yachts and not supplied by Westport (23' 6" wide). Her Jack Sarin hull was tank tested for efficiency and seaworthiness.

Her arrangement is that of a classic RPH motoryacht with a large Country Kitchen forward, with a VIP in the bow, three en suite cabins with a gym in the Owner's area and Crew for five to six with three heads aft.

The interior of IMPETUOUS was designed and overseen by Robin Rose. The interior detail must be seen to be appreciated. Sapele and Pomelli mahogany in a raised panel design are found throughout the interior. Stairs are wide, companionways generous and finishes are high end throughout. All fixtures are gold plated including the German made scissor hinges on the doors. IMPETUOUS is sure to impress all who see her. Shown fully found only her name is reserved at closing.

IMPETUOUS has had only one owner who custom built her new. She has had occasional charters and cruised the East Coast and Caribbean exclusively as she was delivered to Florida by Dockwise when new.

Continually updated and lovingly carved for she is for sale only because her owner has purchased a larger yacht.

---

## Exclusions

---

While every effort was made to list all pertinent included equipment aboard IMPETUOUS, there are some personal belongings aboard. Prospective purchasers should assume any item not specifically mentioned herein will not convey at closing.

---

## Disclaimer

---

Specifications are provided for informational purposes only. Data was obtained from sources believed reliable but is not guaranteed by owner or brokers. Buyer assumes responsibility to verify all speeds, capacities, consumption's and other measurements contained herein and otherwise provided and agrees to instruct his agents to confirm such details prior to purchase. Vessel is subject to prior sale, price and inventory changes and withdrawal from market without notice.

---

## Exclusions

---



Owner's personal belongings.

## **Disclaimer**


---

The Company offers the details of this vessel or yacht in good faith but cannot guarantee or warrant the accuracy of this information nor warrant the condition of the vessel. A buyer should instruct his representatives, agents, or his surveyors, to investigate such details as the buyer desires validated. This vessel or yacht is offered subject to prior sale, price change, or withdrawal without notice.


# PHOTOS

---


**Salon Looking Forward**




**Salon Looking Aft to Port**




**Salon Looking Aft to Starboard**




**Salon Detail**




**Dining Salon Tray Ceiling**




**Dining Salon**



**Dining Salon Looking to Starboard**



**Dining Salon Looking Aft**



**Starboard Side Entry Foyer**




**Country Kitchen**



**Country Kitchen**




**Country Kitchen**



**Country Kitchen**



**Country Kitchen**




**Country Kitchen Dining**



**VIP Entrance**



**VIP to Port**



**VIP to Starboard**




**VIP to Starboard**



**VIP Head**




**VIP Steam Shower**



**Pilothouse**



**Helm**




**Helm Detail**




**Pilothouse Settee**



**Pilothouse Office Aft to Starboard**




**Portside Accommodation Steps to Below**



**Master Looking Forward**




**Master Looking to Port**




**Master Looking to Starboard**



**Master Starboard Side**



**Master Looking Forward**




**Master Stateroom Desk**



**Walk In Master Locker**




**Master Head**



**Master Head**



**Master Shower**



**Master Steam Shower**



**Master Shower**



**Gym**




**Portside Queen Cabin**




**Portside Queen Cabin**




**Portside Queen Cabin Looking Forward**



**Portside Guest Head**




**Starboard Guest Cabin**




**Starboard Head**



**Wide Side Decks Looking Forward**




**Aft Deck Bar**




**Aft Deck Seating**




**Flybridge**



**Hardtop**




**Hot Tub**



**Flybridge Bar**



**Flybridge Bar**



**Flybridge BBQ**



**Flybridge Bar Seating**





**Helm Area**



**Helm**




**One of Two Wing Stations**



**Boat Deck**




**Boat Deck**




**Boat Deck**



**Crew Lounge**



**Crew Galley**




**Aft Crew Cabin**




**Aft Crew Cabin**




**One of Two Heads**




**Forward Crew Cabin**




**Laundry**




**Captain's Cabin**



**Captain's Cabin**



**Engine Room Entrance**




**Engine Room Looking Aft**



**New Chiller Plant**




**Starboard Engine & Gen**



**Alternate Profile**



**Bow Shot**




**Stern Shot**



**Stern Quarter**



**Alternate Profile**



**Layout**



**Layout**



**Layout**



**Layout**



# CONTACTS

---

Andrey Shestakov, leading yacht broker of the sales department of Shestakov Yacht Sales Inc. Shestakov Yacht Sales Inc., the official representative of the Miami/Fort Lauderdale FL headquarters.

## Contact details

---

Email: **andrey@shestakovyachtsales.com**

Web: [shestakovyachtsales.com/en/](https://shestakovyachtsales.com/en/)

## Telephones

---

USA: **+1(954)274-4435**

## Office hours

---

Monday – Saturday: **9:00 - 21:00** EDT

Sunday: **closed**

## Address

---



Harbour Towne Marina, 850 NE 3rd St, STE 213, Dania, FL 33004