

JULIA DOROTHY — JOHNSON



Builder: JOHNSON

Year Built: 2008

Model: Motor Yacht

Price: PRICE ON APPLICATION

Location: United States

LOA: 103' 0" (31.39m)

Beam: 23' 5" (7.14m)

Max Draft: 6' 0" (1.83m)

Cruise Speed: 16 Kts. (18 MPH)

Max Speed: 21 Kts. (24 MPH)

Our experienced yacht broker, Andrey Shestakov, will help you choose and buy a yacht that best suits your needs **Julia Dorothy — JOHNSON** from **our catalogue**. Presently, at **Shestakov Yacht Sales Inc.**, we have a wide variety of yachts available on **our sale's list**. We also work in close contact with all the big **yacht manufacturers** from all over the world.

If you would like to buy a yacht **Julia Dorothy — JOHNSON** or would like help answering any questions concerning purchasing, selling or chartering a yacht, please call **+1(954)274-4435**

TABLE OF CONTENTS

TABLE OF CONTENTS	2
SPECIFICATIONS	3
Overview	3
Basic Information	3
Dimensions	3
Speed, Capacities and Weight	3
Accommodations	4
Hull and Deck Information	4
Engine Information	4
DETAILED INFORMATION	5
Accommodations	5
2016 Refit Highlights	6
Deck & Equipment	6
Engine Room & Technical Specs	8
Exclusions	11
Disclaimer	11
PHOTOS	12
GA	27
CONTACTS	28
Contact details	28
Telephones	28
Office hours	28
Address	28

SPECIFICATIONS

Overview

June 2019 Annual Yard period complete!

Beautiful example of the spacious Johnson 103', completely refit in 2016 with plush interior appointments and modern electronics. This vessel accommodates 8 guests and 5 crew in unsurpassed comfort for her size, with an incredible 180 degree on-deck Master Stateroom, a full beam 2nd and 3rd Master with King beds below, plus a fourth double bed configuration. Her heavy duty equipment, spacious layout, practical 6' draft and extensive list of recent upgrades make this vessel a perfect choice for anyone searching for a 100' range yacht of top caliber!

Basic Information

Category: Motor Yacht

Sub Category: Flybridge

Model Year: 2009

Year Built: 2008

Refit Year: 2016

Refit Type: Complete

Country: United States

Vessel Top: Hardtop

Fly Bridge: Yes

Cockpit: Yes

Dimensions

LOA: 103' 0" (31.39m)

Beam: 23' 5" (7.14m)

Max Draft: 6' 0" (1.83m)

Speed, Capacities and Weight

Cruise Speed: 16 Kts. (18 MPH)

Max Speed: 21 Kts. (24 MPH)

Displacement: 178000 Pounds

Water Capacity: 600 Gallons

Holding Tank: 200 Gallons

Fuel Capacity: 4000 Gallons

Accommodations

Total Cabins: 4

Total Berths: 8

Sleeps: 8

Total Heads: 5

Crew Cabin: 2

Crew Berths: 5

Crew Sleeps: 5

Crew Heads: 2

Hull and Deck Information

Hull Material: Fiberglass

Deck Material: Teak

Hull Color: White

Exterior Designer: Dixon Yacht Design

Engine Information

Engines: 2

Manufacturer: CAT

Model: C32

Engine Type: Inboard

Fuel Type: Diesel

DETAILED INFORMATION

Accommodations

3D Virtual Tour Link: "Julia Dorothy" has a beamy teak laid aft deck with an expansive "al fresco" dining area, and stairs to the large swim platform both port & starboard. The cockpit features a flip down TV, and a third control station starboard.

Main Deck entry from the cockpit is through double glass sliding doors. Facing forward, a gigantic 85" Samsung HDTV on a lift inside a custom built cabinet signals to guests that this yacht has been upgraded with latest in audio visual entertainment technology. An oversized leather chesterfield style custom sofa arrangement are to port. The main deck can also be accessed from port (galley) and starboard (hallway) entrances.

Moving forward is the formal dining table, and entrance to the Galley to port, via sliding pocket door. To starboard, entry to the hallway and day head. Custom sconces and electric blinds line all the Salon windows.

Further forward on the starboard side, the hallway leads to the spacious on-deck Master Stateroom with an amazing 180 degree view forward. "His & Hers" baths are down four steps forward with ample walk in closets both port & starboard. The bathroom features a huge square shaped 2 person jacuzzi tub with rain shower, and there is another custom built hi-low lift in-front of the oversized King bed with a Samsung curved 4K TV.

Three spacious Guest Staterooms are located below - The full beam King bed Stateroom below is often referred to as a second master because of its size, forward is another very spacious VIP with Queen, and between them a 4th twin stateroom.

Entry to the Pilothouse is from the starboard side companionway, The Helm is forward and on centerline with an adjustable helm chair. Excellent visibility is afforded by a 7-panel vertical windshield. Access to Flybridge via 4 steps up, through glass hatch/sliding door.

The hardtop covered flybridge deck is also accessible via a comfortable staircase from the aft deck. Flybridge helm is to port, and behind it you'll find a Granite countertop wet bar with 4 barstools, built in sub zero fridge, ice maker, ice box, and flip down HDTV. To starboard there is a large built in dining table for up to 12 guests, a Jacuzzi, and aft an oversized stainless Steel Grill station, plus a custom built Jet Ski & water-toy reinforced storage rack with Besenconi 1300 lb Davit.

The bow features a gigantic sunbathing pad that can easily accommodate all of Julia Dorothy's guests in comfort!

Crew accommodations for 5 can be accessed through a water-tight swim platform

door, and include 3 cabins and two heads, including a separate Queen Berth Captain's Cabin.

2016 Refit Highlights

- Modernized Audio Visual Equipment including: Samsung 85" HD in Salon, 50" Curved 4K in Master, 50"/40" in guests cabins, New fold-down TVs in cockpit and flybridge, plus galley and crew. Multi Zone JL Audio Sound System throughout. Launchport iPad integrated control system for each component including blinds.
- 6 x Garmin 7612 Series Touchscreen Chartplotters, Autopilot, Tridata depth sounder for both helm stations.
- New CAT Engine displays, Windlass Controls, SAT Phone, Fire Supression System.
- All new Interiors: Custom chesterfield leather couches in salon, custom cabinetry to fit new electronics, New Carpet, Mattresses, bespoke embroidered bedding and accents, LED lighting throughout, custom Helm Seats on fly.
- New LYNX Stainless Steel BBQ Station, New plumbing for Jacuzzi, Custom Jet Ski and water-toys cradle, (Tenders and Toys not included in the sale) Backlit Stainless Steel lettering on transom.
- New Exhaust Covers from DeAngello, Battery Chargers for Engine and Gens, New Fan Controller. New Stbd Anchor Chain. (250')

Deck & Equipment

Decks:

- Teak decks
- 1320 lb.v Besenzoni 24V tender crane
- 13 stainless steel hoop rails
- Removable stainless steel ensign staff
- Port & starboard deck drains
- 8 LED deck lights
- Hinged safety glass & stainless steel hatch over steps to Aft Deck
- Stainless steel safety rail around steps
- Large Grill Island with stainless steel 35" LYNX
- Outlet for ZF wired remote engine controls
- Flybridge hardtop
- Non-skid fiberglass
- Triple Buell air horns
- 2 Jabsco remote searchlights

- Fiberglass wing-type arch
- 2 Furuno GPS/WAAS antennas
- Airmar sensor for Airmar weather station with GPS weather
- Digital sensor for Wx Worx Premium Sat weather
- KVH Tracvision M7 Sat TV antenna
- KVH Tracphone FB500 antenna by Thrane
- 2 Furuno 48" 6 kW open array radar antennas
- Removable stainless steel ladder to access Hardtop
- 2 x 23' Shakespeare VHF antennas
- 2 x 8' Shakespeare VHF antennas
- 2 Speco hailer horns

Bow:

- Non skid fiberglass decks
- Raised bow seats
- 100 amp shore cord inlets
- Storage locker
- Sunken anchor windlass well with foredeck drains
- 2 Maxwell 6000 hydraulic windlasses with stainless chain stoppers & brakes
- Wired remote for windlass operation
- Stainless steel anchor pockets
- 2 x 275 lb. stainless steel Anchors
- Fresh and saltwater wash down spigots
- Raised bulwarks
- Large oval 3" stainless steel bow rails with 1.5" stanchions
- Removable stainless steel bow pennant staff
- Removable forward coach roof sun cushions with stainless steel hand rails
- Anchor chain wash down system
- Vertical stainless steel chain tubes
- 2 Deck access hatches to chain locker
- DC lights in chain locker
- 3 Windshield wipers
- 4 Stainless steel oversize bow cleats

Aft and Walk-arounds:

- Teak over fiberglass decks
- Port & starboard boarding gates
- Extended overhead hardtop
- Double stainless steel pneumatic sliding entry door
- Rear facing Elbex color security camera
- 2 Maxwell 2200 hydraulic single direction warping capstans/windlasses with foot switches
- 4 Stainless steel stern cleats

- 2 Stainless steel hinged gates to swim platform
- 2 Built-in aft facing quartz lights
- Stainless steel hoop rails
- Hydraulic X step stainless steel swim ladder under teak hatch
- Step lights at swim platform steps
- SSI hot & cold shower
- Jabsco dockside water inlet with pressure regulator
- Clean oil tank fill deck plate
- Used oil tank deck plate
- Waste tank deck plate
- 2 x 100 amp shore cords (120' long) on Glendinning cable reels, port & starboard
- Freshwater & salt water wash down spigots
- Lockable Pantograph door to Engine Room
- Step lights on Flybridge steps
- 4 Underwater lights
- Rope lighting under toe kick on Aft Deck settee
- 2 Stainless steel mooring cleats on swim platform
- 3 Teak steps port & starboard to oversized swim platform
- 2 Stainless steel Aft Deck supports
- Indirect deck lighting
- 4 Spring line cleats
 - Port & starboard amidships hinged fiberglass boarding gates
 - Fiberglass raised bulwarks
 - Overhead Halogen mini-spots
 - 6 Delta T Engine Room intake vents
 - Dark tinted house windows
 - 3 Fuel fills port & 3 starboard behind 4 hinged fiberglass doors
 - MarQuipt storage pins on starboard side deck
 - Fire station, starboard, with hose, nozzle & key switch for fire pump
 - Heavy duty stainless steel rub rail

Engine Room & Technical Specs

Engines: CAT 32 ACERTS 1825HP (4700 hrs as of 1/10/19)

Generators: Twin 40KW ONAN Generators

4 Fuel tanks for a total capacity of 4046 gallons: 1600, 1000, 723, 723.

- 3 x 5-ton Cruise Air chilled water A/C units
- 16 Air handlers throughout vessel
- 2 x Sea Recovery 1400 GPD watermakers
- American Bow Thruster TRAC 300 stabilizers system with 9' sq. fins
- American Bow Thruster 16" x 50 hp bow thruster

- American Bow Thruster 16" x 50 hp stern thruster
- Hynautic hydraulic steering with PTOs on both engines
- 2 x Dual Racor 1000 for engine fuel filtration
- 2 x Dual Racor 500 for generator fuel filtration
- Headhunter Tidal Wave sewage treatment system
- 2 x 115V M5 Headhunter freshwater pumps
- 7 Rule 3700 GPH bilge pumps
- 7 Rule high water alarms
- Van Capellan designed Engine Room noise abatement system
- Full Caterpillar manual Engine Room gauges
- LCD engine hour meter
- Start/stop key switches
- ZF handheld engine controls with bow & stern thruster controls
- 4 x 24V incandescent lights
- 4 x 110V vapor proof fluorescent lights
- Stainless steel sink & faucet
- 2 Coolant recovery bottles for main engines
- Sea Fire FM 200 fire control system
- 2 Auto shut dampers for blowers tied to fire system
- 4 Fuji electric soft starts for compressors
- 2 Coolant recovery bottles for generators
- Air Sep crankcase ventilation system
- Aqualift generator mufflers with exhaust gas/water separators
- Harken slide rail system overhead for moving heavy objects
- Delta T Engine Room ventilation system with touch screen LCD monitor, including 2 intake 1.5 HP 21" blowers & 2 exhaust 1.5 HP 15" blowers
- NuTone central vacuum
- PAR sump pump for each shower
- Stainless steel fuel manifold system
- 4" Aquamet 22 stainless steel prop shafts
- 5-Blade Nibral propellers
- Polished stainless steel exhaust jackets
- Manifolded 220V bilge pump
- Tides dripless shaft seals
- Tides dripless rudder seals (3 1/2" stainless steel)
- Reverso oil change system, 4 point for engines & generators
- Headhunter Xcalibur 24 volt back up freshwater pump
- 2 x 220 volt AC raw water pumps
- 2 Torrid stainless steel 40-gallon hot water tanks
- Continuous flow hot water circulation pump
- Air compressor for air door with 3 auxiliary air taps
- Watertight Engine Room door
- Panasonic telephone/intercom
- Emergency hand bilge pump

- Solid surface work benches above engines
- Site gauges on fuel tanks
- Underwater exhaust
- Headhunter tank Sentry LED gauges for fuel & water tank
- Elbex color camera
- 5 Quantum "Bilge Odor Busters" throughout bilges
- Color coded piping for easy identification
- Stainless steel grab rail overhead in Engine Room
- Engine alarm system for low oil pressure or high water temperature
- Brownie's Third Lung

Lazzarete:

- - Headhunter Tidal Wave control panel for waste treatment system
 - 74-gallon clean oil tank
 - 2 x 100 Amp Glendinning shore cable reels
 - Heavy duty Hynautic steering gear with 3 Rams & emergency tiller valve
 - 2 HP 220V Fire hose pump
 - Hydraulic stern thruster
 - Stainless steel emergency hand tiller
 - Storage shelving
 - 4 DC incandescent lights
 - 2 x 125 Amp shore cord inlet breakers
 - 4 Underwater lights
 - 4 Step teak & stainless steel steps to swim platform
 - Pantograph door to swim platform
 - Hinged entry door to Crew Accommodations & Engine Room
 - Hydraulic power pac for swim ladder
 - Stainless steel rudder

Helm:

- ZF Electronic Engine Controls
- 2 x Caterpillar LCD electronic display modules
- 2 x Onan LCD start/stop/alarm panels
- VDO rudder angle indicator
- American Bow Thruster integrated bow & stern thruster controls
- 2 x ITT Jabsco searchlight controls w/station selector switches
- 2 x Maxwell digital anchor controls w/chain counters
- 2-spoke stainless steel Hynautic hydraulic steering helm
- Simrad AP 35 autopilot
- 3 Variable speed windshield wiper/washer controls
- Sea Fire zone identification panel, 13 zones
- Sea Fire system monitor panel
- 6" Ritchie magnetic compass in chrome binnacle

- 2 x Icom M504 DSC VHF radios with hailer option
- Graphic ship's panel with bilge pump "on", "high water" & "nav light" indicator lights
- 7 x Bilge pump auto/manual switches with indicator lights
- Digital 24V volt meter
- Digital 24V amp meter
- 33 Breaker protected 24V circuits
- Elbex 4-camera switching system w/zoom, pan & tilt
- DC chart light
- WX Worx USB interface
- GPS data in/out port for laptop
- Weather Works Wx Worx Premium Sat weather for computer
- Airmar weather
- American Bow Thruster "Trac" digital stabilizer controls
- 8 Audio/visual fuel filter alarms
- Keyed start/stop switches for main engines

Galley and Appliances:

- 2 x Stainless Steel Sub Zero Fridges
- 2 x Miele Ovens, Miele Coffee Maker, Cooktop, Trash Compactor.
- GE Microwave, Dishwasher
- Crew: 2 Miele Washing machines and 2 Dryers.
- New Samsung TV in Galley and Crew


Exclusions

Owner's personal belongings.

Disclaimer

The Company offers the details of this vessel or yacht in good faith but cannot guarantee or warrant the accuracy of this information nor warrant the condition of the vessel. A buyer should instruct his representatives, agents, or his surveyors, to investigate such details as the buyer desires validated. This vessel or yacht is offered subject to prior sale, price change, or withdrawal without notice.

PHOTOS




















































GA



CONTACTS

Andrey Shestakov, leading yacht broker of the sales department of Shestakov Yacht Sales Inc. Shestakov Yacht Sales Inc., the official representative of the Miami/Fort Lauderdale FL headquarters.

Contact details

Email: **andrey@shestakovyachtsales.com**

Web: shestakovyachtsales.com/en/

Telephones

USA: **+1(954)274-4435**

Office hours

Monday – Saturday: **9:00 - 21:00** EDT

Sunday: **closed**

Address



Harbour Towne Marina, 850 NE 3rd St, STE 213, Dania, FL 33004