

6711GEO — DAMEN



Builder: DAMEN

Year Built: 2014

Model: Expedition Yacht

Price: PRICE ON APPLICATION

Location: Malta

LOA: 220' 4" (67.15m)

Beam: 37' 9" (11.50m)

Max Draft: 13' 2" (4.00m)

Cruise Speed: 16 Kts. (18 MPH)

Max Speed: 21 Kts. (24 MPH)

Our experienced yacht broker, Andrey Shestakov, will help you choose and buy a yacht that best suits your needs **6711GEO — DAMEN** from **our catalogue**. Presently, at **Shestakov Yacht Sales Inc.**, we have a wide variety of yachts available on **our sale's list**. We also work in close contact with all the big **yacht manufacturers** from all over the world.

If you would like to buy a yacht **6711GEO — DAMEN** or would like help answering any questions concerning purchasing, selling or chartering a yacht, please call **+1(954)274-4435**

TABLE OF CONTENTS

TABLE OF CONTENTS	2
SPECIFICATIONS	3
Overview	3
Basic Information	3
Dimensions	3
Speed, Capacities and Weight	3
Accommodations	3
Hull and Deck Information	4
Engine Information	4
PHOTOS	5
CONTACTS	7
Contact details	7
Telephones	7
Office hours	7
Address	7

SPECIFICATIONS

Overview

The highly exclusive and customized Fast Support Vessel 6711GEO was engineered and built by Damen shipyard in Holland. Designed to fulfill any requirements whether escorting a luxury vessel or as a standalone explorer as is her current guise her sweeping lines and imposing profile are an expression of purposefulness and speed and clear indications of her military pedigree.

With her bold, angular contours, 6711GEO exudes strength and dominance. Cruising at 16 knots with a top speed of 21 knots thanks to four strong and resilient MTU 16V 4000 M63L engines. She meets any and all demands with efficiency and precision, hosting advanced equipment and technology on board, 6711GEO is designed to accommodate a wide array of recreational and/or research vessels and equipment. Flexible and modular, she is outfitted for speed boats and jet skis, technical scuba gear (with decompression chamber built-in), submarine ops, helicopter ops, large fast RIB's, water toys and was constructed with an extensive dive centre designed specifically for extended technical and recreational scuba diving expeditions. She can easily accommodate a submarine and large helicopter permanently on deck where space is set aside for it.

6711GEO exemplifies form following function - as strictly purpose built as she is, 6711GEO is aesthetically appealing from every angle. Her interior, designed by Damen, embodies efficiency down the smallest detail. At the same time, the living quarters, mess and training room fitted by the awardwinning Mark Berryman, offer outstanding comfort and entertainment features. Among her numbers of toys and her precise rooming, including 3 en suite Guest cabins and 10 en-suite various configured crew cabins, designed with elegance and functionality in their layout. High on the waters, 6711GEO's bridge is the best place to have the 360° comprehensive view over the yachts operations: with state-of-the-art navigation equipment including a Helicopter Monitoring System maintained to the highest standards, the superyacht is ready to face any operation, in any condition. Trained to military standards, the crew composed of 17 highly experienced professionals (half of which are ex-British military) have the skills and knowledge to ensure safe, secure and convenient operation of all the on-board equipment, as well as any escorted yacht and her passengers. Her superior speed, range and maneuverability enable her to perform tasks with exceptional efficiency. Rest assured 6711GEO has the power, efficiency and versatility to attend to any task that it is set.

Basic Information

Category: Expedition Yacht	Model Year: 2014	Year Built: 2014
Country: Malta	Helipad: Yes	

Dimensions

LOA: 220' 4" (67.15m)	Beam: 37' 9" (11.50m)	Max Draft: 13' 2" (4.00m)
------------------------------	------------------------------	----------------------------------

Speed, Capacities and Weight

Cruise Speed: 16 Kts. (18 MPH)	Cruise Speed RPM: 1500 Kts.	Cruise Speed Range: 4500
Max Speed: 21 Kts. (24 MPH)	Max Speed RPM: 1800 Kts.	Displacement: 2799870.7274 Pounds
Gross Tonnage: 1143 Pounds	Fuel Capacity: 425000 Gallons	Fuel Consumption: 660 Gallons

Accommodations

Total Cabins: 3	Total Berths: 3	Sleeps: 6
Total Heads: 3	Captain Cabin: True	Crew Cabin: 10
Crew Berths: 17	Crew Sleeps: 17	Crew Heads: 11

Hull and Deck Information

Hull Material: Steel

Deck Material: Steel

Hull Configuration: Monohull

Hull Color: Grey

Hull Finish: Steel

Hull Designer: DAMEN

Exterior Designer: DAMEN

Interior Designer: DAMEN

Engine Information

Engines: 4








Manufacturer: MTU


Model: 16V4000 M63L 1A

Engine Type: Inboard

Fuel Type: Diesel

PHOTOS





CONTACTS

Andrey Shestakov, leading yacht broker of the sales department of Shestakov Yacht Sales Inc. Shestakov Yacht Sales Inc., the official representative of the Miami/Fort Lauderdale FL headquarters.

Contact details

Email:
andrey@shestakovyachtsales.com

Web: shestakovyachtsales.com/en/

Telephones

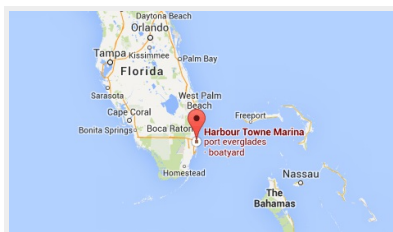
USA: **+1(954)274-4435**

Office hours

Monday – Saturday: **9:00 - 21:00** EDT

Sunday: **closed**

Address



Harbour Towne Marina, 850 NE 3rd
St, STE 213, Dania, FL 33004