

## 2001 TIARA 3500 OPEN — TIARA



**Builder:** TIARA

**Year Built:** 2000

**Model:** Cruiser

**Price:** PRICE ON APPLICATION

**Location:** United States

**LOA:** 35' 0" (10.67m)

**Beam:** 13' 3" (4.04m)

**Max Draft:** 3' 3" (0.99m)

**Cruise Speed:** 24 Kts. (28 MPH)

**Max Speed:** 31 Kts. (36 MPH)

Our experienced yacht broker, Andrey Shestakov, will help you choose and buy a yacht that best suits your needs 2001 Tiara 3500 Open — TIARA from our catalogue. Presently, at Shestakov Yacht Sales Inc., we have a wide variety of yachts available on our sale's list. We also work in close contact with all the big yacht manufacturers from all over the world.

If you would like to buy a yacht 2001 Tiara 3500 Open — TIARA or would like help answering any questions concerning purchasing, selling or chartering a yacht, please call +1(954)274-4435

# TABLE OF CONTENTS

TABLE OF CONTENTS	2
SPECIFICATIONS	5
Overview	5
Basic Information	5
Dimensions	5
Speed, Capacities and Weight	6
Accommodations	6
Hull and Deck Information	6
Engine Information	6
DETAILED INFORMATION	7
Overview	7
Manufacturer Provided Description	7
Factory Installed Options	7
Cockpit	8
Interior	8
Electrical Equipment	8
Additional Description	8
Propulsion Systems	8
Hull	9
Deck	9
Exclusions	9
Disclaimer	9
PHOTOS	10
Stern View	10
Factory Hard Top	10
Starboard Side Deck	10
Port Side Deck	10
Helm Area	10

Cockpit Seat	10
Transom Bench Seat	11
Bench Seat Storage	11
Fish Box Under Bench Seat	11
Shore Inlets (Dual 30 Amp)	11
Storage	11
Fuel Tank	11
Subwoofer	11
Storage	11
Wet Bar Sink	12
Cockpit Wet Bar Ice Maker	12
Storage	12
Storage	12
L-Shaped Seat	12
Helm Seat	12
Helm and Dash	12
Helm and Dash	12
Tachometers	13
Multifunction Display and Instruments	13
Multifunction Display	13
Multifunction Display	13
Switch Panel	13
Salon	13
Salon Dinette	14
Salon	14
Salon Bunk Setup	14
Salon Bunk Setup	14
Teak and Holly Cabin Sole	14
Teak and Holly Cabin Sole	14

Galley	15
Widescreen TV and Microwave Oven	15
Salon Looking Forward - Privacy Door Closed	15
Salon Looking Forward - Privacy Door Open	15
Stateroom	15
Stateroom	15
Queen Peninsula Bed	16
Storage Under Bed	16
Head Compartment	16
DC Distribution Panel	16
Engines	16
Starboard AGM Battery Bank	16
Generator	17
Generator Panel	17
Port AGM Battery Bank	17
Machinery Space	17
Starboard Engine	17
Port Engine	17
Engines	17
CONTACTS	18
Contact details	18
Telephones	18
Office hours	18
Address	18

---

# SPECIFICATIONS

---

## Overview

---

### ABSOLUTE STUNNER!

This Tiara 3500 Open is truly gorgeous! The factory hard top provides the feeling of a yacht, and the shelter to go with it. Her twin Cummins 6BTA are smooth as silk, and very fuel efficient. This Tiara's B-plan interior offers a private owner's cabin with walk-around queen bed, and lots of storage.

The salon offers a spacious dinette that converts to a full size bed, along with a bunk bed for up to a total of five people for overnights.

## Basic Information

---

**Category:** Cruiser

**Sub Category:** open

**Model Year:** 2001

**Year Built:** 2000

**Country:** United States

**Vessel Top:** Hardtop

**Cockpit:** Yes

## Dimensions

---

**LOA:** 35' 0" (10.67m)

**LWL:** 31' 7" (9.63m)

**LOD:** 40' 8" (12.40m)

**Beam:** 13' 3" (4.04m)

**Max Draft:** 3' 3" (0.99m)

---

## Speed, Capacities and Weight

---

**Cruise Speed:** 24 Kts. (28 MPH)

**Cruise Speed Range:** 390

**Max Speed:** 31 Kts. (36 MPH)

**Displacement:** 14000 Pounds

**Water Capacity:** 70 Gallons

**Holding Tank:** 30 Gallons

**Fuel Capacity:** 360 Gallons

---

## Accommodations

---

**Total Cabins:** 1

**Sleeps:** 5

**Total Heads:** 1

---

## Hull and Deck Information

---

**Hull Material:** Fiberglass

**Hull Configuration:** Planing

**Hull Color:** White

---

## Engine Information

---

**Engines:** 2

**Manufacturer:** Cummins

**Model:** 6BTA

**Engine Type:** Inboard

**Fuel Type:** Diesel

---

# DETAILED INFORMATION

---

## Overview

---

**This Tiara 3500 Open is truly gorgeous! The factory hard top provides the feeling of a yacht, and the shelter to go with it. Her twin Cummins 6BTA are smooth as silk, and very fuel efficient. This Tiara's B-plan interior offers a private owner's cabin with walk-around queen bed, and lots of storage.**

**The salon offers a spacious dinette that converts to a full size bed, along with a bunk bed for up to a total of five people for overnighters.**

**The condition of this Tiara 3500 Open is unmatched in the market. All the flawless gelcoat gleams. Interior and cockpit upholstery is in fabulous condition. Interior wood is simply beautiful. This boat shows like it's less than five years old!**

## Manufacturer Provided Description

---

The 3500 Open the next generation of Tiara Yachts. Reflecting its obvious Tiara heritage, the 3500 is a completely new yacht. The profile is enhanced by a unique curved reverse transom, with molded transom door and gate, and integrated swim platform and bow pulpit. Cockpit seating includes a double-wide back-to-back helm seat, as well as back-to-back companion seats. An optional aft lounge seat is also available. Below deck, the interior is large and comfortable, with headroom that is 6'6" in the salon, and 6'4" at the foot of the queen-sized pedestal berth in the owner's stateroom. The salon includes a starboard 7'4" lounge - convertible to a dinette - and/or a double berth (the lounge backrest also flips up to make a pullman-style berth. Opposite the lounge is an ample galley, and a spacious molded fiberglass shower/head.

## Factory Installed Options

---

Factory Installed Options include:

- Westerbeke Generator
- Automatic Windlass
- Glendinning Engine Synchronizer
- Honey Ash Interior
- Teak and Holly Cabin Sole

A Hardtop Option is also installed on this 3500 Open which features recessed lighting and stereo speakers.

---

## Cockpit

---

The cockpit on this 3500 Open is comfortable and spacious, and provides plenty of seating options. The helm seat is wide and comfortable, with an aft wet bar with included optional ice maker, and an aft-facing seat. The helm itself is the standard Tiara "heads up" fiberglass tilt-away station, with full flush mount electronics capability. To port is an all fiberglass companion door shroud with molded-in navigation chart area and drink holders. The companionway door is an acrylic sliding door with lock and convenient built-in screen. To port, the included optional curved lounge, also with storage and cooler, replaced the standard back-to-back seating. The lower cockpit is spacious and includes the optional transom lounge with storage and fish box beneath.

---

## Interior

---

The cabin on the 3500 Open can sleep 5 and features a queen-sized pedestal berth forward with hanging locker and plenty of storage. The large U-shaped lounge is convertible to a dinette, and to a double berth ... and a pullman berth can be raised to provide space for the fifth person aboard. The galley is to the port side and features a Corian countertop, S.S. sink, recessed cooktop, microwave/convection oven, and a large Nova Kool refrigerator/freezer. Storage is plentiful. An widescreen TV is located above the microwave for easy viewing from the dinette. The all fiberglass head features Corian countertop, sink with storage below, mirrored vanity, exhaust fan.

---

## Electrical Equipment

---

The electrical system on the 3500 Open features a custom 12V and 120V master distribution panel with Plexiglas door, amp meter, reverse polarity indicator, dual 30 amp shore power inlets, a two bank 12V battery system with AGM batteries, and battery charger.

The optional 5 kW Westerbeke Diesel Generator powers everything you need when away from the dock.

---

## Additional Description

---

An array of safety equipment is standard, including: Cockpit lighting, automatic bilge pumps, hand-held fire extinguishers, Coast Guard safety and medical kit, and the certification from the NMMA, U.S.C.G., and CE (European.)

---

## Propulsion Systems

---

The Cummins 6BTA 5.9-M3 diesels engines provide the 3500 Open with an optimum cruise



speed of 24 knots and an estimated range of 380 nautical miles (90% of capacity). Standard mechanical features include Teleflex steering system with 20" S.S. destroyer wheel, bronze axle head rudders and struts, fresh water cooling, engine room acoustical insulation, and electric dual engine hatch lifters.

---

## Hull

---

The 3500 Open is constructed with a water barrier outer gelcoat layer and hand-laid fiberglass with a special formulated resin. Wood and foam core stringers are vacuum sealed and encapsulated with hand-laid fiberglass and integrated into the hull. Seacocks and all underwater thru-hull fittings are made of bronze, and a hullside exhaust system is used. The 3500 has six custom oval opening port lights with screens for great ventilation and natural light while below deck. The 3500 also has hullside ventilation and gelcoated boot line graphics.

---

## Deck

---

The 3500 Open deck is also constructed with a water barrier outer gelcoat and hand-laid fiberglass. Tiara's custom diamond pattern non-skid is used on all deck and cockpit surfaces for sure, safe footing. The windshield is custom Tiara, made of welded aluminum and Solex 1/4" safety glass, and has handrails, and a center ventilation section with power actuator. Grab rails and a sturdy one-piece welded bow rail assist movement forward. The 3500 Open also has three aluminum deck hatches with screens and privacy covers, flush forward anchor locker with overboard drain, and a fiberglass molded-in bow pulpit with standard S.S. roller assembly. An optional windlass is included.

---

## Exclusions

---

Owner's personal belongings.

---

## Disclaimer

---

The Company offers the details of this vessel or yacht in good faith but cannot guarantee or warrant the accuracy of this information nor warrant the condition of the vessel. A buyer should instruct his representatives, agents, or his surveyors, to investigate such details as the buyer desires validated. This vessel or yacht is offered subject to prior sale, price change, or withdrawal without notice.

# PHOTOS

**Stern View**



**Factory Hard Top**



**Starboard Side Deck**



**Port Side Deck**



**Helm Area**



**Cockpit Seat**



**Transom Bench Seat**



**Bench Seat Storage**



**Fish Box Under Bench Seat**



**Shore Inlets (Dual 30 Amp)**



**Storage**



**Fuel Tank**



**Subwoofer**



**Storage**



**Wet Bar Sink**



**Cockpit Wet Bar Ice Maker**



**Storage**



**Storage**



**L-Shaped Seat**



**Helm Seat**



**Helm and Dash**



**Helm and Dash**





**Salon**



**Salon Dinette**




**Salon Bunk Setup**




**Salon Bunk Setup**



**Teak and Holly Cabin Sole**



**Teak and Holly Cabin Sole**



**Galley**



**Widescreen TV and Microwave Oven**



**Salon Looking Forward - Privacy Door Open**




**Salon Looking Forward - Privacy Door Closed**



**Stateroom**



**Stateroom**



### Queen Peninsula Bed



### Storage Under Bed



### Head Compartment




### DC Distribution Panel



### Engines



### Starboard AGM Battery Bank





**Generator**



**Generator Panel**



**Port AGM Battery Bank**



**Machinery Space**



**Starboard Engine**



**Port Engine**



**Engines**



# CONTACTS

---

Andrey Shestakov, leading yacht broker of the sales department of Shestakov Yacht Sales Inc. Shestakov Yacht Sales Inc., the official representative of the Miami/Fort Lauderdale FL headquarters.

## Contact details

---

Email: [andrey@shestakovyachtsales.com](mailto:andrey@shestakovyachtsales.com)

Web: [shestakovyachtsales.com/en/](http://shestakovyachtsales.com/en/)

## Telephones

---

USA: +1(954)274-4435

## Office hours

---

Monday – Saturday: **9:00 - 21:00** EDT

Sunday: **closed**

## Address

---



Harbour Towne Marina, 850 NE 3rd St,  
STE 213, Dania, FL 33004