

C'EST LA VIE — NEPTUNUS



Судостроитель: NEPTUNUS

Год постройки: 2004

Модель: Моторная яхта

Цена: ЦЕНА ЯХТЫ ПО ЗАПРОСУ

Местонахождение: United States

Длина общая: 65' 0" (19.81m)

Ширина: 18' 11" (5.77m)

Мин. осадка: 5' 0" (1.52m)

Макс. осадка: 5' 2" (1.57m)

Крейс. скорость: 24 Kts. (28 MPH)

Макс. скорость: 30 Kts. (35 MPH)

Купить **C'EST LA VIE — NEPTUNUS** а также выбрать подходящую вам яхту из нашего **каталога яхт** вам поможет опытный яхтенный брокер Андрей Шестаков. На сегодняшний день компания **Shestakov Yacht Sales Inc.** имеет большое количество яхт в **собственном списке продаж**, а также тесно сотрудничает со всеми крупными **яхтенными производителями** по всему миру.

Для того чтобы купить яхту **C'EST LA VIE — NEPTUNUS** а также проконсультироваться по любому вопросу связанному с покупкой, продажей, чартером яхт позвоните по телефону **+7(918)465-66-44**.

ОГЛАВЛЕНИЕ

ОГЛАВЛЕНИЕ	2
ХАРАКТЕРИСТИКИ	7
Основная информация	7
Размеры	7
Скорость, вместимость и масса	7
Размещение	7
Корпус и палуба	8
Информация о двигателе	8
ПОДРОБНОЕ ОПИСАНИЕ	9
Walkthrough	9
Salon	9
Galley	10
Helm /Dinette Area	10
Accommodation Companionway	11
VIP Cabin	11
VIP Head	12
Guest Cabin	12
Guest Head	13
Master Cabin	13
Master Head	13
Foredeck	14
Aft Deck	14
Flybridge Equipment	15
Helm Equipment	15
Coach Roof Equipment	15
Lazarette	16
Engine Room	16
Mechanical Equipment Located Elsewhere	17

Electrical	17
Recent Work to CEST LA VIE	17
Remarks	17
Exclusions	18
Исключения	18
Отказ от ответственности	18
ФОТОГРАФИИ	19
Salon Looking Forward	19
Salon Settee to Port	19
Salon to Starboard	19
Salon to Starboard	19
Salon Portside Looking Aft	19
Salon Looking Aft	19
Galley Looking to Port	19
Galley Looking Aft	19
Galley Refrigerator Drawers	20
Galley Looking Forward	20
Galley to Starboard	20
Galley Beverage Center & Freezer	20
Galley Looking Aft	20
Dinette	20
Dinette with Table Up	20
Lower Helm	20
Above Lower Helm	21
Helm Panel	21
Helm to Starboard	21
Accommodation Stairs	21
Accommodation Stairs Electrical Panel	21
Accommodation Stairs Art Niche	21

VIP Entrance	21
VIP Looking Forward	21
VIP to Starboard	22
VIP Looking Aft	22
Bow Thruster Below VIP	22
Water Heaters Below VIP	22
VIP Head	22
VIP Shower	22
Starboard Guest Cabin Looking Forward	22
Starboard Guest Cabin Looking Aft	22
Starboard Guest Cabin Head	23
Master Looking Aft	23
Master Looking to Port	23
Master Looking to Starboard	23
Master Looking Forward	23
Master Walk In Locker	23
Master Head	23
Master Head Looking Starboard	23
Master Shower	24
Laundry Room	24
Side Deck	24
Bow	24
Windlass Detail	24
Bow	24
Bow Locker w/Vent	24
Lower Windshield	24
Aft Deck	25
Aft Deck Bar	25
Aft Deck Table	25

Flybridge Steps	25
Starboard Side Aft Deck Controls	25
Flybridge Seating	25
Flybridge Bar	25
Flybridge Helm	25
Flybridge Helm Portside Detail	26
Flybridge Helm Portside Detail	26
Flybridge Helm Starboard Side Detail	26
Flybridge Helm Starboard Side Detail	26
Double Stidd Companion Seat	26
Dual Electric Sunroof	26
Coach Roof Equipment	26
Coach Roof Mast	26
Engine Room Forward	27
Engine Room Forward	27
Starboard Engine	27
Port Engine	27
Forward of Starboard Engine	27
AC Plants aft of Starboard Engine	27
Forward of Port Engine	27
Starboard 27 KW Gen	27
Lazarette to Starboard	28
Lazarette to Port	28
Stern Shot	28
Swim Platform	28
Alternate Profile	28
Alternate Profile	28
Stern Quarter	28
Summer Storage	28

Summer Storage	29
КОНТАКТЫ	30
Контактная информация	30
Телефоны	30
Время работы	30
Адрес	30

ХАРАКТЕРИСТИКИ

Основная информация

Тип судна: Моторная яхта	Подкатегория: Flybridge
Модельный год: 2004	Год постройки: 2004
Страна: United States	Верх: Hardtop
Открытая палуба мостика: Да	

Размеры

Длина общая: 65' 0" (19.81m)	Ширина: 18' 11" (5.77m)
Мин. осадка: 5' 0" (1.52m)	Макс. осадка: 5' 2" (1.57m)

Скорость, вместимость и масса

Крейс. скорость: 24 Kts. (28 MPH)	Макс. скорость: 30 Kts. (35 MPH)
Чистый вес: 50 Pounds	Вместимость воды: 300 Gallons
Вместимость сточного бака: 200 Gallons	Объем топливного бака: 1400 Gallons

Размещение

Всего кают: 3	Всего коек: 4
Спальные места: 6	Всего ком. состава: 3

Корпус и палуба

Материал корпуса: Fiberglass

Материал палубы: Fiberglass

Комплектация корпуса: Deep Vee

Отделка корпуса: Aluminum

Дизайнер корпуса: F Mulder

Дизайнер экстерьера: Neptunus

Дизайнер интерьера: Neptunus

Информация о двигателе

Двигатели: 2

Производитель: MTU

Модель: 12V2000 M91

Тип двигателя: Inboard

Тип топлива: Diesel

ПОДРОБНОЕ ОПИСАНИЕ

Walkthrough

C'EST LA VIE may be entered from either the fixed swim platform on a floating dock or any of the two boarding areas on her main deck via the wide walk around side decks.

The integral fixed swim platform has both stainless steel hoop rails and extra wide steps to starboard which lead to the spacious Aft Deck.

The Aft Deck has both fixed and loose seating around a teak dining table plus comfortable stairs to the Flybridge.

Just inside the Salon to port is a cherry TV cabinet followed by an L shaped settee and three stools around a fixed height table.

To starboard is a matching entertainment equipment cabinet aft followed by two swivel barrel chairs with a built in end table.

Next forward is a cherry banquet with storage and two freezer drawers and a drink refrigerator with icemaker. Opposite is the U shaped Galley. Next forward of the Galley is a U shaped dinette with burlwood table to port.

Centerline is a full Lower Station with stairs to below and a side deck door to starboard.

The lower deck is arranged with a king size Master en suite cabin midship, a twin berth cabin en suite to port and all the way forward a queen size VIP en suite cabin.

A walk in Laundry Center is below the stairs.

The Flybridge has a hardtop, full enclosure, L shaped seating with table, bar area and a full centerline helm. Tender storage is aft on the Boat Deck or in a Freedom lift aft of the Swim Platform.

The Engine Room is accessed via a transom door with a large Lazarette full of useful storage between the aft door and the standup Engine Room.

Salon

Entered via sliding Trend door the Salon is very open with no bulkhead between the Salon, Galley and Lower Control Station.

Immediately to port upon entering is a high gloss cherry TV cabinet with a popup 37" Sony Aquos TV.

Next forward is a built in end table with two drawers followed by an L shaped five to six person Ultra Leather settee with storage below which also terminates into a small cherry end table.

Lying in front of the settee is a high gloss cherry table with three matching stools tucked under the table as needed.

Behind the settee is a three panel house side window with black mesh shades. In each corner of the settee is an attractive rope design table lamp.

Forward the settee backs up to an open Galley arrangement.

To port upon entering the Salon is a cherry dual door entertainment cabinet. It contains a Yamaha Natural Sound AV receiver, a Sony five disc CD changer and a Yamaha stereo receiver all in a slide out rack system. Also in the Salon is a five channel JBL stereo speaker system and a hidden subwoofer.

Next forward are two Ultra leather upholstered swivel chairs flanking a built in high gloss cherry end table with a matching rope table lamp above. Matching window treatments are above the chairs.

Also in the Salon is an attractive ceiling treatment over the table, rope lighting in the AC delivery valance, 13 overhead halogen mini spots, a carpeted sole and digital AC controls.

Galley

Next forward is the open Galley. Principally to port it is U shaped but there is a beverage center to starboard with the central walk through going forward between.

Two stainless supports make excellent grabrails in a sea way.

Galley equipment includes: Absolute black granite countertops Double stainless undermount sink w/Insinkerator disposal Chrome faucet w/removable sprayer GE Profile built in convection microwave w/exhaust fan & work light 4 Burner AEG ceramic cook top w/stainless steel trim (4) U Line fridge drawers w/wood panel fronts Jenn Air trash compactor AEG Competence stainless oven (2) Sub Zero freezer drawers to starboard w/cherry fronts U Line fridge w/icemaker to starboard w/cherry front 22" Sharp LCD TV to starboard Bamboo sole w/black granite inlay (13) Cherry drawers (18) Cherry cabinet doors (12) Halogen overhead lights

Helm /Dinette Area

Just forward of and open to the Galley is a centerline Lower Helm. Outboard to

starboard are the stairs to below and the Pantograph side door with a mesh screen insect screen.

Outboard to port is a C shaped Ultra Leather settee with storage below and a removable cherry table in front.

Wrap around windows with three centerline interior shades and an exterior mesh shade cover the windows.

A swivel upholstered helm seat lies aft of the helm.

A drawer and large cabinet aft of the helm chair offer an abundance of storage.

Lower Helm equipment includes:

Furuno Nav Net VX2 CMap NT Max 10.1" plotter (2) Furuno RD33 data screens for depth, speed, lat/lon, etc. Furuno Nav Net TZ touch 10" plotter/radar/CCTV monitor Simrad RI 35 rudder angle indicator Icom M 605 VHF w/remote mic Ritchie 5" Power Damp compass Sea Star tilt helm wheel MTU electronic engine controls MTU digital engine gauges Simrad AP 29 autopilot Bennett trim tabs w/indicators Side Power integrated joystick control for bow & stern thrusters (4) Overhead night navigation lights Central vac outlet (2) Door storage cabinet below helm 12 Volt breaker panel w/(30) breaker protected circuits w/digital volt & amp meters Naiad Multi Sea 2 stabilizer remote control ACR searchlight control Engine start & stop buttons (3) Wiper/washer controls Tank Tender pneumatic tank level indicator for (4) tanks Fireboy engine override control (3) Zantrex controls/digital battery condition indicators (7) Automatic manual bilge pump controls w/(3) bilge pump counters High water alarm system Maxwell windlass control Start/stop switches & full gauges for each generator Fusion MS-NRX300 Stereo remote control

Accommodation Companionway

Down six carpeted steps to the Lower Deck Accommodations.

On the way below are two cabinets housing the main AC and DC electrical panels.

A lit art niche is at the turn of the stairs.

Forward is the VIP. To port is the Guest Cabin and aft is the Master Cabin each with an arched cherry entry door. On the way to the Master Cabin are two steps going down. Inboard is a door to a walk in Laundry Room housing the Miele separate washer dryer and additional storage.

VIP Cabin

All the way forward is the VIP Cabin with a centerline queen size berth off the forward bulkhead. A mirrored headboard is at the head of the berth. Below the berth are two large storage drawers and rope lighting around the perimeter. The berth hinges up for easy storage access below.

Above the berth are halogen reading lights and a Lewmar deck hatch with an Ocean Air sliding screen and cover. Cherry countertops both port and starboard at the level of the berth serve as nightstands. Above each countertop is an opening stainless steel trimmed porthole with black mesh shades and rope lights behind the valance. Above the porthole on both the port and starboard sides are eight cherry cabinets. Aft to starboard is a double door auto lit cedar lined hanging locker with two drawers below.

To port is a full height cedar lined auto lit hanging locker with auto light below. Aft is the entrance to the VIP Head via an arched cherry door and a 15" Sharp Aquos LCD TV affixed to the aft bulkhead. Also in this cabin is a central vacuum outlet, digital AC controls, CO detector, eight LED lights and a dual oversize access hatch to the bow thruster area.

VIP Head

The VIP Head is aft to port. The cherry bow front vanity has two cabinet doors below and an under mount china sink under an Avonite countertop. Three mirrored medicine cabinet doors are above. The sole is Botticino Classico marble. The head is a full size Royal Flush by Headhunter. The stall shower has a clear tempered glass door, a hand held or wall mountable fixture plus a light and exhaust fan.

Also within the Head is a mirrored overhead, five halogen mini spots and an arched entrance door.

Guest Cabin

Entrance to this cabin is from the aft end with the berths forward.

There are two twin berths on the forward bulkhead with a two drawer nightstand with table lamp between. Twin padded headboards are affixed to mirrored panels forward. There are three small and one large drawer beneath each berth. On the forward bulkhead above the headboards are six cherry storage cabinets.

Above the outboard berth is a shelf with two opening stainless steel portholes covered by black mesh shades. Above the portholes are five additional cherry storage cabinets. At the foot of the inboard berth is a Sharp Aquos 15" LCD TV in a curved cherry cabinet with additional storage.

Outboard, just as you enter the cabin is a full size cedar lined auto lit hanging locker.

Aft is the access to the Guest Head via an arched cherry door. Also in this cabin is a CO detector, digital AC controls, five LED lights and rope lights at the valance under the berth.

Guest Head

The Guest Head is aft to port. There are two cherry arched top entry doors allowing this head to serve as the Day Head as well. The cherry bow front vanity has an two cherry cabinet doors below an under mount china sink under an Avonite countertop. The sole is Botticino Classico marble to match the countertop. The head is a full size Royal Flush by Headhunter. The stall shower has a clear tempered glass door, a hand held or wall mountable fixture plus a light and exhaust fan.

Also within the Head is a mirrored overhead, an opening stainless steel porthole with shade, four halogen mini spots and two mirrored medicine cabinets above the door.

Master Cabin

Entering from the forward end, the king size berth is on the aft bulkhead with an upholstered headboard affixed to a large mirrored panel. Two cherry panels rise from the two drawer nightstands either side of the berth. There is rope lighting around the perimeter of the berth. At the foot of the berth is the entertainment center with a 15" Zenith LCD TV and two cherry cabinet doors below.

To port is a vanity with stool flanked by four large drawers fore and aft. Two opening stainless steel portholes with Roman shades are above a large mirrored panel. Next aft is a full size two door cedar lined auto lit hanging locker, followed by a walk in cedar lined locker with a full size dressing mirror and a three door mica cabinet with cedar shelves within.

To starboard of the berth is a bureau with six cherry drawers, two portholes, black mesh shades and a second full size cedar lined auto lit hanging locker aft.

Aft to starboard is the entrance to the Master Head via an arched cherry door.

Also in the Master is an attractive ceiling treatment with mirrors, vinyl panels and cherry trim with concealed rope lighting and two halogen mini spots. A CO detector, digital AC controls are also in this cabin. AC delivery is via a starboard side valance with hidden rope lighting. Ten additional halogen lights provide plenty of lighting.

Master Head

The size of the Master Head is very generous and not properly described by the word "Head". The sole is Botticino Classico marble. The outboard vanity has six drawers. Extending inboard the vanity has two double door bow front cabinets under each sink. White china sinks are under mounted on the Avonite countertop. The area above the sinks and much of the area to starboard is mirrored including two additional mirrored storage cabinets on the starboard side.

The toilet is a Headhunter Royal Flush model. The shower is huge and includes a seat, a handheld or wall mountable Grohe fixture, an exhaust fan and two lights. The shower door is clear tempered glass and includes an even larger sidelight. The overhead is mirrored throughout. Within the Head there are five LED lights, ample GFCI protected outlets and two tone fixtures. An opening stainless steel porthole is covered with a black mesh shade.

Foredeck

Fiberglass non skid deck Raised bulwarks w/stainless steel bow & side deck rails Cleats w/hawse holes forward Stainless steel fairlead at bow Recessed Maxwell 3500 windlass w/freshwater wash down, up & down foot switches & hinged cover Stainless steel anchor chute Lewmar Delta stainless steel 110 lb. anchor w/all chain rode 200' Bow sun pad w/removable cushions & cover Lewmar tinted plexiglass deck hatch to anchor locker w/solar vent Port & starboard midship boarding areas & rail breaks Starboard side entry door Textulene windshield cover for forward & side windshields Dual port & starboard spring line cleats International navigation lights Frameless cabin side windows on house sides Stainless steel boarding ladder at house sides Delta T side deck air intakes Portside storage hinged cabinet in house deck w/solar vent (3) Windshield washers & wipers

Aft Deck

Teak over Fiberglass decks Full hardtop from Boat Deck over Aft Deck seating Aft Deck built in bench seating for four to five people w/removable Sunbrella cushions & Stamoid cover High gloss cherry wood table w/dual stainless steel pedestals & cover Raritan icemaker at Aft Deck bar Stainless steel under mount sink w/hot & cold taps plus sink cover Storage cabinet in bar w/Avonite top Trend stainless steel entry door w/dark tinted glass (10) Teak tread steps to Flybridge each w/LED pin light Starboard side Pylaster area cabinet w/engine/thruster controls & windlass controls Starboard side stainless steel hinged boarding gate from swim platform (4) Teak tread nonskid steps down to swim platform Integral teak covered fiberglass swim platform Pullout stainless steel swim ladder Watertight door to Crew Cabin & Engine Room Swim platform freshwater wash down spigot Swim platform hot & cold water shower (2) Stainless steel stern cleats (3) Stainless steel removable safety rails aft Port & starboard 50 amp

220 volt cable master lockers (2) Marinco cable TV/phone inlets (5) LED step lights (6) Overhead stainless steel trimmed halogen Aft Deck overhead lights Aft deck CCTV camera Ample stainless steel safety handrails (4) Underwater lights (2) Extra Aft Deck, deck drains all w/oversize overhead tubing Shore water inlet on swim platform Freedom Lift optional tender storage position (2) Jabsco stern docking lights Flag pole socket (2) Stainless steel Boat Deck support poles Aft Deck 3 side enclosure, stored under twin bunks, looks new/unused (2) Warping windlasses no longer in use with stern thruster

Flybridge Equipment

Safety stainless steel rail at bridge steps (2) Large Trend opening hatch skylights, electrically operated (7) Overhead stainless steel trimmed overhead lights (2) JL Audio stereo speakers (4) Bose stereo speakers L shaped seating for 5 to 6 people with custom removable cushions, covers & storage below Fiberglass table at settee w/(2) stainless steel bases Marquipt 1000 lb. tender davit on portside for portside tender launching Fold down ladder for Coach Roof access Integral deck drains on boat deck to waterline (12) Panel clear vinyl four side enclosure, w/(1) U Zip, opens to pin to overhead as desired Hardtop w/radar arch supports aft Oversize dark tinted wrap around Venturi windscreen Starboard FRP side bar, a stainless steel sink on an Avonite bar top under a hinged cover with a Norcold refrigerator & a storage cabinet below

Helm Equipment

Centerline helm w/Sea Star stainless steel wheel (2) Upholstered Stidd helm chairs (1) Stidd double helm chair to port Footrests on all three helm seats Furuno 10.1 Nav Net 2 MFD Furuno 14" MFD Nav Net TZ touch for plotter/radar, weather, CCTV (2) MTU LCD ECM engine monitors MTU electronic engine controls MTU backup controls Furuno touch pad control buttons Ritchie 5" Power Damp magnetic compass Side Power Integral bow & stern thruster controls Simrad AP24 autopilot Robertson rudder angle indicator Icom M602 VHF w/DSC & remote mic MTU key start/stop panels (1) ACR UPP 102 Point Pad searchlight control Naiad Multi Sea II stabilizer panel under hinged plexi cover Fireboy engine shutdown bypass panel Bennett trim tab control panel w/position indicators Fusion Sirius ready AM/FM/CD stereo w/iPhone & iPod connections 7 Station bilge pump control panel w/alarm (2) 12V Accessory outlets Analog AC voltmeter Chart flat Windlass switches at Helm (3) Wema fuel tank electric gauges Horn button (3) Storage cabinets under helm to large storage area 12 Volt electronics panel w/(11) breaker protected circuits 12V analog voltmeter & analog amp meter Helm cover Yacht Controller wireless handheld engine controls

Coach Roof Equipment

ACR searchlight Furuno 5' Open array HD 12 KW radar antenna Speco hailer horn

Intellan Sat TV dome Low Profile signal mast (3) GPS antennas (2) VHF antennas Airmar weather station antenna FM Antenna Sirius Sat radio/weather antenna Foldable stainless steel ladder for Coach Roof access Wind instrument (3) Stainless steel grab rails

Lazarette

Entered via the watertight transom door the Lazarette is two steps down. The area is full beam and on some sisterships this area is fitted out as a single Crew Cabin and Head.

Equipment includes: (2) Mounted spare props 3 Step vertical Mar quipt boarding ladder Freedom Lift hydraulic pump Steering gear Steering reservoir w/filter for Sea Star system Waste pump timer switch Storage at area under Aft Deck seats (2) AC fluorescent lights (2) DC incandescent lights Cruise Air chilled water control box w/logic control panel to alternate compressor starts "Woods" top loading chest freezer Central vacuum canister (2) Shore cord inlet breakers (2) Glendinning CM-7 50 amp 220V shore cord reels A SEA Frequency converter (12 KVA)

Engine Room

(6) Point Oil Exchanger oil change system - mains, generators & transmissions Freshwater hot & cold water spigots w/hose Dual Sea Pro 300 main engine fuel filters Fireboy FE 241 70 lb. fire suppression system (2) Main engine CRS 3000 coolant recovery bottles Naiad 252 stabilizer system Sea Star hydraulic steering reservoir & power steering system, pumps on both engines Airsep crankcase ventilation system Black fiberglass wrapped dry exhaust system w/downstream water injection Grafite shaft bonding brushes tied into central bonding system Central vacuum system (2) Fantech 220V Engine Room blowers w/12V extractor fan (2) AC fluorescent overhead lights (4) DC incandescent overhead lights (2) Generator coolant recovery bottles (2) 72,000 BTU Cruiseair chilled water air conditioning compressors Fuel tanks as follows: 540 gallon forward tank 430 gallon port tank 430 gallon starboard tank (2) Jabsco VR 100 fuel transfer pumps w/manifold pumps 25 gal/min transfer rate 3" Stainless steel propeller shafts ZF 2050A 2.029 to transmission ratios Tides dripless shaft seals (7) Rule bilge pumps Sea Recovery 600 GPD watermaker (2) Engine Room cameras w/Flybridge display Propellers are 34" x 43", 4 blade Crash pumps on both engines (2) Mounted spare props Site gauges on Engine Room fuel tanks Sea Land macerator pump (2) Racor 500 fuel filters for generators Workbench w/vise on top of port generator Macerator pump w/timer Fuel priming pump (2) Gas/water separators for generator exhaust (2) MTU LCD engine monitor panels in Engine Room Side Power 24 HP bow thruster Side Power 15 HP stern thruster

Mechanical Equipment Located Elsewhere

Windlass breaker in forward bilge (2) 30 Gallon Raritan hot water heaters in forward bilge (2) Grundfos 110V house water pumps in forward bilge (4) Group 27 Optima batteries for bow thruster/windlass operation (2) Battery shutoff switches C Charger 5000 Series 24 volt charger for above batteries

Electrical

12V/24V DC electrical system 120V/240V AC electrical system 60 HZ 27.5 KW Onan genset in sound cover, 1100 hours 21.5 KW Onan genset in sound cover, 1250 hours (3) Battery cutoff switches Parallel switch Xantrex 24 volt 30 amp inverter charger Mastervolt 24 volt 100 amp house battery charger Charles C Charger 24 volt 30 amp engine battery charger Charles 12 volt 30 amp generator battery charger (2) Group 31 generator batteries Parallel system for house & engine batteries Parallel system for thrusters Main electrical panel w/the following: (23) Breaker protected 220 volt double pole circuits (48) Breaker protected 120 volt circuits (48) Breaker protected 24 volt circuits (2) AC digital voltmeters (2) AC digital amp meters Digital frequency meter Sea Recovery watermaker remote panel Water tank gauge at electrical panel Waste tank gauge at electrical panel (2) Galvanic isolators (2) 50 Amp Glendinning shore cord cable reels aft (2) 15 KVA 50 amp isolation transformers Batteries as follows: Engine (2) 8D 235 Ah AGM Gel Cell, new 2018 House (6) 8D 235 Ah AGM Stern thruster (2) 8D AGM batteries (4) Group 27 batteries for bow thrusters/windlass (2) Group 27 batteries for generators, new 2018 A SEA 170V 520 volt input voltage 12 KVA transformer/power conditioner/frequency meter

Recent Work to CEST LA VIE

Nov. 2018:

Oil analysis - no notes Stabilizer seals replaced Main props off, serviced & balanced New wiper blades Any suspect fresh/saltwater hoses replaced (2) Frozen ball valves replaced Main engine fire system recertified Fuel tanks cleaned

April 2018:

Bottom painted, stored inside 6 months afterwards Both aft cutlass bearings replaced Both generator batteries replaced

Remarks

C'EST LA VIE has a mostly freshwater history. She was purchased in Michigan from

her first owner in the spring of 2013.

Since that time she has lived at River Forrest Marina inside in an airconditioned storage facility (see photos at end of listing). She is moved out for about three months a year for owner use then it's back up to freshwater on the Okeechobee waterway for inside storage. (Owner uses his other Netpunus in Canada).

Consequently C'EST LA VIE shows better than most of the yachts from her vintage.

For sale by a multiple boat owner C'EST LA VIE offers great looks, recent updates and a very livable three cabin interior with an open Galley deck plan.

Although all Neptunus models are great sea boats C'EST LA VIE has digital Naiad stabilizers to help smooth the seas!

All photos Feb. 2019 to show present condition. Actual LOA is 70'.

Exclusions

While every effort was made to list all pertinent included equipment aboard C'EST LA VIE, there are some personal belongings aboard. Prospective purchasers should assume any item not specifically mentioned herein will not convey at closing.

Исключения


При продаже яхты исключаются личные вещи владельца.

Отказ от ответственности


Компания предоставляет описание судна или яхты добросовестно, но не может гарантировать точность этой информации, а также не ручается за техническое состояние. Покупатель должен проинструктировать своих агентов или оценщиков исследовать представленную информацию более подробно, по собственному желанию. Продажа судна или яхты, изменение цены или снятие с продажи будет происходить без предварительного уведомления.

ФОТОГРАФИИ


Salon Looking Forward



Salon Settee to Port




Salon to Starboard



Salon to Starboard




Salon Portside Looking Aft



Salon Looking Aft



Galley Looking to Port



Galley Looking Aft



Galley Refrigerator Drawers



Galley Looking Forward



Galley to Starboard



Galley Beverage Center & Freezer



Galley Looking Aft



Dinette



Dinette with Table Up




Lower Helm




Above Lower Helm



Helm Panel




Helm to Starboard




Accommodation Stairs



Accommodation Stairs Electrical Panel



Accommodation Stairs Art Niche



VIP Entrance



VIP Looking Forward



VIP to Starboard



VIP Looking Aft



Bow Thruster Below VIP



Water Heaters Below VIP




VIP Head




VIP Shower



Starboard Guest Cabin Looking Forward



Starboard Guest Cabin Looking Aft



Starboard Guest Cabin Head



Master Looking Aft



Master Looking to Port



Master Looking to Starboard



Master Looking Forward



Master Walk In Locker



Master Head



Master Head Looking Starboard



Master Shower



Laundry Room



Side Deck



Bow



Windlass Detail



Bow



Bow Locker w/Vent



Lower Windshield



Aft Deck



Aft Deck Bar




Aft Deck Table



Flybridge Steps




Starboard Side Aft Deck Controls



Flybridge Seating



Flybridge Bar



Flybridge Helm




Flybridge Helm Portside Detail



Flybridge Helm Portside Detail




Flybridge Helm Starboard Side Detail



Flybridge Helm Starboard Side Detail



Double Stidd Companion Seat




Dual Electric Sunroof



Coach Roof Equipment



Coach Roof Mast



Engine Room Forward




Engine Room Forward




Starboard Engine




Port Engine




Forward of Starboard Engine




AC Plants aft of Starboard Engine




Forward of Port Engine



Starboard 27 KW Gen



Lazarette to Starboard



Lazarette to Port




Stern Shot



Swim Platform




Alternate Profile




Alternate Profile




Stern Quarter



Summer Storage



Summer Storage



КОНТАКТЫ

Андрей Шестаков (Andrey Shestakov) – ведущий яхтенный брокер отдела продаж яхт и судов компании Shestakov Yacht Sales Inc. Официальный представитель Shestakov Yacht Sales Inc. для русскоговорящих клиентов в центральном офисе компании в Майами/Форт Лодердейл/Флорида/США.

Контактная информация

Email: andrey@shestakovyachtsales.com

Web: shestakovyachtsales.com

Телефоны

Краснодарский край: **+7(918)465-66-44**

США, Майами, Флорида: **+1(954)274-4435**

Время работы

Понедельник – Суббота: **9:00 - 21:00** EDT

Воскресенье: **Закрето**

Адрес



Harbour Towne Marina, 850 NE 3rd St, STE 213, Dania, FL 33004