

ARGO — OUTER REEF YACHTS



Судостроитель:
OUTER REEF YACHTS

Год постройки: 2015

Модель: Моторная яхта

Цена: ЦЕНА ЯХТЫ ПО ЗАПРОСУ

Местонахождение: United States

Длина общая: 88' 0" (26.82m)

Ширина: 21' 0" (6.40m)

Макс. осадка: 5' 6" (1.68m)

Крейс. скорость: 13 Kts. (15 MPH)

Макс. скорость: 15 Kts. (17 MPH)

Купить **ARGO — OUTER REEF YACHTS** а также выбрать подходящую вам яхту из нашего **каталога яхт** вам поможет опытный яхтенный брокер Андрей Шестаков. На сегодняшний день компания **Shestakov Yacht Sales Inc.** имеет большое количество яхт в **собственном списке продаж**, а также тесно сотрудничает со всеми крупными **яхтенными производителями** по всему миру.

Для того чтобы купить яхту **ARGO — OUTER REEF YACHTS** а также проконсультироваться по любому вопросу связанному с покупкой, продажей, чартером яхт позвоните по телефону **+7(918)465-66-44**.

ОГЛАВЛЕНИЕ

ОГЛАВЛЕНИЕ	2
ХАРАКТЕРИСТИКИ	4
Основная информация	4
Размеры	4
Скорость, вместимость и масса	4
Размещение	4
Корпус и палуба	5
Информация о двигателе	5
ПОДРОБНОЕ ОПИСАНИЕ	6
Broker's Comments	6
Walkthrough: On Deck	6
Walkthrough: Interior	7
Salon	7
Galley	8
Dayhead	9
Pilothouse	9
Pilothouse Electronics	10
Lower Hallway	11
Full Beam Midships Master Stateroom	11
Master Head	12
VIP Stateroom	12
VIP Head	13
Port Guest Stateroom	13
Port Head	14
Guest/Crew Stateroom Aft	14
Guest / Crew Galley	14
Guest / Crew Head	15
Hull Construction	15

Cockpit	16
Aft Deck Area	16
Side Decks	17
Portuguese Bridge	17
Foredeck	18
Flybridge	18
Flybridge Electronics	19
Boat Deck	20
Engine Room	20
Mechanical	21
Plumbing and Tankage	22
Outer Reef Cruising / Safety Package	22
Remarks	23
Исключения	23
Отказ от ответственности	23
ФОТОГРАФИИ	24
ARGO	28
Upper deck	29
Mid and lower decks	29
КОНТАКТЫ	30
Контактная информация	30
Телефоны	30
Время работы	30
Адрес	30

ХАРАКТЕРИСТИКИ

Основная информация

Тип судна: Моторная яхта	Подкатегория: Кубрик
Модельный год: 2015	Год постройки: 2015
Страна: United States	Верх: Hardtop
Открытая палуба мостика: Да	Кубрик: Да

Размеры

Длина общая: 88' 0" (26.82m)	Ширина: 21' 0" (6.40m)
Макс. осадка: 5' 6" (1.68m)	

Скорость, вместимость и масса

Крейс. скорость: 13 Kts. (15 MPH)	Дальность на крейсерской скорости: 3500
Макс. скорость: 15 Kts. (17 MPH)	Водоизмещение: 210000 Pounds
Вместимость воды: 500 Gallons	Вместимость сточного бака: 200 Gallons
Объем топливного бака: 3500 Gallons	

Размещение

Всего кают: 4	Всего ком. состава: 5
----------------------	------------------------------

Корпус и палуба

Материал корпуса: Fiberglass

Материал палубы: Fiberglass

Комплектация корпуса: Full
Displacement

Информация о двигателе

Двигатели: 2

Производитель: Caterpillar

Модель: C-18 Acerts

Тип двигателя: Inboard

Тип топлива: Diesel

ПОДРОБНОЕ ОПИСАНИЕ

Broker's Comments

ARGO'S creation represents the culmination of excellence of design and construction with direction from a well seasoned Client/Yachtsman and skilled project management to precise specifications. She was purpose built for maximum comfort long distance cruising. Designed to accommodate the most avid exploration, with redundancy, equipped with over \$500k in electronic / navigation upgrades working in unison with state-of-the-art mechanical systems providing moment to moment data ensuring safe passage.

ARGO is also equipped as the perfect platform for the serious fisherman and diver. Offering a large cockpit featuring, SS flush mount rod holders as well as rocket launchers for deep sea fishing, live baitwell, scuba tank storage plumbed to the dive compressor and great over all storage.

ARGO has served its original owner as intended comfortably and reliably, from Alaska around Cape Horn.

ARGO represents a rare offering, she has been professionally maintained and is turn key and fully found in pristine condition.

Walkthrough: On Deck

Aft from bow, large foredeck with great protection from bulwarks and handrails offers excellent line and anchor handling platform. Aft to the Portuguese bridge through a robust gate to port and starboard side decks offer great protection from high bulwarks, hand rails and overhead coach roof with ample lighting. Each side has access to the pilothouse through pilothouse watertight doors. Engine room fresh air make up is on deck in the cabin side off the hull limiting hull penetration and salt intrusion. There are two secure boarding gates port and starboard. Aft deck features comfortable settee with custom table and deck chairs, wet bar and storage, entrance to salon through beautifully fashioned SS sliding door. Starboard and up to the boat deck and flybridge via comfortable staircase with storage locker below inside. Access to the cockpit from port and starboard stairs to the spacious cockpit. Forward through a watertight door to aft quarters and engine room. To starboard and through the transom is access to the swim platform. From the aft deck to starboard and up is the staircase leading through a deck hatch to an expansive boat deck. Thwart ships and aft is the tender in chocks and a deck crane for ease of launching. Forward of the tender are deck eyes to facilitate removable jet ski chocks. Forward again located to port and starboard are storage cabinets and wet bar. The boat deck is secure with SS hand rails. The fly bridge has port and starboard I shaped settees with Sunbrella cushions and

fiberglass tables on SS pedestals. The helm console is redundant in electronics of the lower station and has two Stidd helm and is surrounded forward by a smoked glass windshield capped by a SS hand rail. There is a beautifully styled large fiberglass hardtop which compliments the ships profile and offers excellent shelter from the elements. To starboard and forward is access to the pilothouse.

Walkthrough: Interior

Starting aft from the aft deck and through the salon door into a beautifully appointed salon trimmed in cherry wood with custom ceiling soffit detail. Abundant storage to port cabinet to a large corner book shelve to starboard. Two upholstered chairs and a port side L-shaped sofa make for comfortable seating for entertaining or just relaxing. The entertainment center and wine and liquor / bar cabinets are housed in beautifully fashioned in cherry wood cabinets. Three large windows port and starboard offer great vistas and are easily made private custom décor pull down shades.

Forward and up one step is well appointed country style galley with storage in cabinets, large drawers and pantry. In the forward partition of the galley is a power lift deadlight panel and in combination with a port side pocket door allows for the pilothouse to be isolated from the galley and salon for enhanced night vision. Pilothouse is forward of the galley with forward facing U-shaped settee. Port and starboard are watertight doors forward is the extensively equipped helm console with electric panels in cabinets to port two Stidd helm chairs. Starboard and up a comfortable staircase is the fly bridge.

Starboard and down a graceful curved staircase and forward is a well-appointed VIP suite with centerline queen bed and roomy head and shower. Ample storage below in drawers and cedar lined hanging lockers. Aft to port is a comfortable twin guest cabin with ensuite head and shower. Storage is in drawers and cedar lined hanging locker. Laundry is in the hallway to starboard with storage and hamper. Moving aft is the full beam master with king two walk-in closets and ensuite aft to starboard is a second full beam walk in closet.

Aft and through a sound insulated watertight door is large walk-around engine room with easy accessibility to machinery and accessories. Aft through the aft sound insulated watertight engine room door is a very nice Captains / guest suite with galley to starboard with L-shaped settee. to port is a well-appointed queen cabin with ensuite head and shower. Storage is drawers and cedar lined hanging closet.

Aft of the crew / guest galley is a large work area with a SS work bench 6" vise storage cabinets and a weather tight door to the cockpit.

Salon

- Aft deck / Salon SS sliding door with Phantom privacy screen
- Three large salon 3/8" tinted tempered safety glass windows port and starboard w/ custom decor window treatments and rope lighting.
- Overhead lighting is LED with Milano sconces by Boyd
- Majilite headliner and custom soffit with rope lighting and SS custom fabricated grab rail.
- Satin finished cherry wood Interior base wood w/ custom cabinet and door joinery throughout the vessel including aft guest / crew suite
- Bullnose joinery are accented in high gloss finish throughout the vessel
- Cherry wood entertainment center cabinet to starboard
- Custom L-shaped sofa with two cherrywood end tables to port
- Two matching decor club chairs with storage compartments
- Free standing custom coffee table
- Large aft bookcase to starboard
- Wine, liquor storage in Cherry wood bar
- Drawers feature deluxe fully extendable drawer slides and push button latches
- Cabin sole is carpet covered with sound proof engine room hatches underneath for ease of engine removal
- Chrome custom hardware door and drawer pulls throughout
- Salon AV system features:
 - Samsung 55" flatscreen TV
 - DirecTV receiver
 - KVH IP Cast
 - Samsung DVD player
 - Denon Audio AVR-X3000
 - Yamaha digital sound projector
 - Additional electrical
 - Cruisair digital AC control
 - 110v AC outlets
 - Central Nutone vacuum outlet

Galley

- Custom matching decor Granite countertops with attached breakfast bar
- Oversized Elkay single basin sink with pull out drawers below for soap and sponge
- ISE garbage disposal and switch
- Hansgrohe Tailis C faucet with pullout spray
- Hansgrohe soap dispenser
- Frankie Insta-hot water dispenser system
- Galley opening window
- Cherry wood cabinets with chrome push button door and draw latches and deluxe fully extending drawer slides
- Large cherry wood island with full width draw banks port and starboard sides with

granite top

- Slide out spice rack cabinet beside stove and additional storage cabinet above microwave
- Large pantry to starboard with additional slide out storage cabinets
- Majilite ceiling coverings with LED lighting
- Teak and holly cabin sole with teak boarder

Galley Appliances:

- 15" Summit wine cooler
- LG 36" side by side refrigerator
- GE Monogram 30" microwave
- GE Monogram 30" electric cooktop with SS fiddles
- GE Monogram 30" built in Trivection oven
- GE Monogram 15" trash compactor

Dayhead

- Custom matching decor Granite vanity countertop
- Oceana custom decor vessel sink w/ a Chrome Hansgrohe Metris faucet
- Cherry wood vanity cabinet with storage
- Headhunter elongated toilet white
- Majilite ceiling and wall covering trimmed in cherry wood
- Custom marble floor tile
- LED lighting
- Ventilation fan
- 110v GFI outlets

Pilothouse

- Cherry wood paneling, cabinetry and trim with partial ostrich bone white Majilite and Majilite ceiling covering
- Large platform U-shaped settee with custom Sunbrella fabric covered sculpted cushions and custom finished cherry wood table on polished 316 SS pedestals
- Forward cherry wood helm and Majilite covered electronics console with windshield defrost
- SS Destroyer wheel
- Teleflex power steering system
- Engine display screens
- Overhead electronics console
- Main electrical distribution panels and gauges with AC and DC circuit breakers
- Ships alarm advisory with yachts profile
- Maxwell dual chain counters

- Fusion stereo with overhead flush mount speakers
- Glendinning electronic engine controls with backup gears, throttle and synchronizer
- Richie 5" magnetic compass
- Exalto dual speed dual speed windshield wiper (3) system with self parking and washers
- Windshield is 1/2" tempered glass w/ defrost vents
- Bow thruster control
- Generator control stop and start
- Stidd 500NX helm seats (2) with Ultra-leather w/ SS power pedestals
- Binocular storage
- Printer drawer with 115v outlet within
- Cruisair Air con remote monitoring panel
- 12v DC to 24v DC converter
- Maxwell windless up/down control switch and breaker
- Bilge pump advisory panel
- Equipment running advisory panel
- Pilothouse weathertight doors port and starboard
- Staircase with grab rail and courtesy lighting to flybridge
- Curved staircase with grab rail and stair w/ courtesy lighting to lower deck
- Teak and holly cabin sole with teak boarder
- Head Hunter tank capacity gauge system display
- Chart light - flexible
- Electrically operated wall partition between galley and pilothouse with full height pocket door for complete closure and dead lit night running
- Overhead LED lighting both white and red for night vision also additional chart light
- 110v AC and 12v DC outlets
- FCI water maker control panel
- USB and phone jacks
- Fireboy Engine shutdown system

Pilothouse Electronics

- Furuno 25kw 96 mile radar
- Furuno 12kw 72 mile radar
- Furuno GPS
- Furuno Navnet 3D chart plotter
- Furuno RCV-014 radar control
- Furuno GP33 GPS plotter
- Furuno RD33 multifunction display
- Furuno FA-150 AIS
- Furuno satellite compass
- ABT bow / stern thruster controls

- ABT Trac stabilizer controls
- Maretron Vessel control logistic information system
- Caterpillar ECM displays
- ICOM IC-M604 VHF radio
- ICOM RAM mic (remote)
- VDO rudder indicator

Lower Hallway

- Curved Stairway with grab rail courtesy lighting, down from pilothouse
- Storage under the bottom two steps of staircase
- Majilite ceiling covering
- LED overhead lights
- Majilite wall covering

- Ample locker storage in Laundry
- Stackable Bosch Axis full size washer and dryer
- Nutone central vac outlets (2)
- Access to forward and midships staterooms
- Teak and holly cabin soles with teak boarder
- Direct TV receivers

Full Beam Midships Master Stateroom

- King size berth with custom 7 layer foam mattress
- Drawer storage in berth base with LED rope lighting
- Built in cherry wood cabinets
- Cherry wood wall coverings with fabric accents
- Cherry wood custom decor ceiling soffit with LED lighting and LED rope lights
- Forward walk in cedar lined closet full length mirror inside of closet door with ships safe
- Aft full beam walk-in cedar lined closet and storage
- Automatic off and on lights in lockers
- Two port and starboard (4) CE approved port lights w/ Shoji screen shades
- Custom decor matching Granite topped cherry night stands w/ drawers and chrome push button latches
- Sconces by Bella Figura
- Carpeted cabin soles
- Bilge storage in floor storage hinged with pneumatic assist w/ ample 12v lighting
- Samsung flat panel TV
- Direct TV receiver
- KVH mobile cast

- ICOM Command mic
- Maretron vessel logistics information display
- Furuno RD-33

Master Head

- Master head is ensuite with shower
- Separate privacy toilet compartment with CE approved SS opening port and dead light cover
- The shower offers ample space in an FRP shower stall with mosaic marble tile shower flooring
- Shower ventilation fan and LED lighting
- Custom Decor Frosted tempered shower door with 24" towel bar
- Fixed or handheld Grohe Relaxa Plus and soap dish chrome finish
- Custom Decor Kohler Verticyl sink and Kohler Alteo faucet
- Large mirror medicine chest
- Matching Decor marble vanity top
- Cherry wood vanity, doors and trim satin finished
- Drawer and cabinet storage with chrome push button pulls and latches
- Chrome hardware throughout
- Custom Decor Honed tumbled marble flooring
- Majilite ceiling covering with LED overhead lights
- Headhunter elongated electric toilet, white
- Head 24v DC ventilation blower
- 110v AC GFI outlets

VIP Stateroom

- Tapered queen berth with custom 7 layer foam mattress on cherrywood base with storage below and in drawers
- Two steps on either side of berth for easy access
- Book shelves port and starboard
- Twin Piccolo III sconces by Boyd
- Lighting control switches port and starboard of berth
- Cherry wood cabinetry, doors and trim satin finished
- Chrome hardware, handles, latches, cabinet push button pulls
- Two cedar lined hanging lockers
- Lockers feature automatic lighting
- Designer Decor wall fabric in combination with satin finished cherry wood
- Majilite ceiling covering with LED dimmable overhead lighting
- Decor matched carpet flooring
- SS CE approved overhead skylight hatch with blackout screen trimmed in cherry

wood

- LED rope lighting under bed and valance
- 110v AC outlets
- Swing down Samsung flatscreen TV
- Direct TV receiver
- KVH IP Mobile Cast
- Cruisair digital air conditioning control

VIP Head

- VIP head and shower ensuite
- Custom FRP molded shower stall with mosaic tumbled marble floor
- Custom Decor frosted tempered glass shower door with 24" towel bar
- Grohe Relaxa Plus chrome pulsator fixed or handheld w/ soap dish finished in chrome
- Custom Decor Kohler Verticyl sink with Grohe Tenso faucet
- Large mirror medicine chest
- Decor matched marble vanity top
- Cherry wood vanity with cabinet storage
- Cherry wood cabinetry, doors and trim
- Headhunter elongated toilet white
- Hardware handles, latches and push button pulls are finished in chrome
- Honed marble floor covering
- 24v DC ventilation blower
- 110v AC GFI outlets
- LED overhead lighting

Port Guest Stateroom

- Twin Berths with drawer storage below and 7 layer custom foam mattress
- Cherrywood built-in nite table with drawers and chrome push button latches
- Cedar lined hanging locker
- Two Cantalupi reading lights
- Custom Decor fabric wall covering in combination with satin finished cherry wood
- Doors cabinetry and trim are in satin finished cherry wood
- Hardware, handles latches and push button pulls are finished in chrome
- Two opening CE approved port lights and fixed dead light covers with Shoji screen shades
- LED dimmable overhead lighting
- LED rope lighting under valance
- 110v AC outlets
- Swing out Samsung flatscreen TV

- Direct TV receiver
- KVH IP Mobile Cast
- Cruisair digital air conditioning control
- Carpet floor covering

Port Head

- Port head is ensuite
- Molded white FRP custom shower enclosure with mosaic tumbled marble tile shower floor
- Designer Decor Frosted tempered glass shower door with 24" chrome towel bar
- Grohe Relaxa Plus chrome pulsator fixed or hand shower with soap dish finished in chrome
- Designer Decor Kohler Verticyl sink with Grohe Tenso faucet
- Large mirror medicine chest
- Decor matched marble vanity top
- Cherry wood vanity with storage cabinet below
- Majilite ceiling covering with LED lights overhead
- Cherry wood Doors, cabinetry and trim
- Hardware, handles, latches and push button pulls are finished in chrome
- Headhunter elongated bowl toilet
- 110v AC GFI outlets
- 24v DC ventilation blower

Guest/Crew Stateroom Aft

- Queen berth with storage in cherry wood base with drawer storage
- 7 layer custom mattress
- Cedar lined hanging locker
- Cherry wood, doors, cabinetry and trim
- Hardware handles, latches and push button pulls are Chrome finished
- Custom decor wall fabric covering in combination with satin finished cherry wood
- LED dimmable overhead lights
- Led rope lighting under bed
- Opening SS port light with fixed dead light cover
- 110v AC outlets
- Cruisair digital air conditioning control
- Carpet floor covering

Guest / Crew Galley

- L-shaped settee on raised cherry wood platform with storage
- Teak table with single 316 SS pedestal
- Designer decor matching granite counter tops with SS under mount sink
- Chrome Grohe Europlus faucet with pull out spray
- LED overhead lighting
- Cherry wood, doors, cabinetry and trim satin finished
- Drawer for soap and sponges in front of sink
- Hardware, door handles, latches and push button pulls are chrome finished
- Teak and Holly cabin sole with teak boarder
- 110v AC GFI outlet
- 110v AC outlets
- Fusion stereo
- Frigidaire fridge w/ freezer
- 24" two burner GE stove top
- GE built in convection microwave
- Opening SS port light with fixed dead light cover CE approved
- Aft to starboard is a work room with SS topped work bench with 5" vise cabinet storage and Craftsman tool box

Guest / Crew Head

- Molded white FRP shower enclosure with Mosaic tumbled floor
- Custom frosted glass shower door with SS towel bar
- Grohe Relaxa Plus chrome pulsator fixed or handheld shower spray and soap dish finished in chrome
- Decor matching granite vanity top with Kohler under mount sink
- Chrome Grohe center-set single lever faucet
- Cherry wood vanity with drawer and cabinet storage
- Cherry wood, doors cabinetry and trim
- Tecma Marine elongated bowl electric head white
- Majilite ceiling covering with LED overhead lights
- Honed marble flooring
- 100v AC GFI outlet

Hull Construction

- Hand laid-up FRP hull with PVC core sandwich construction above water line
- Solid laminate, commensurate for hull size, made in female mold
- Vinylester barrier lamination for osmosis protection
- Simulated planked hull
- Full length longitudinal engine stringers and athwartship stringers
- Gel coated finish above waterline

- (2) coats of black antifouling paint over five (5) coats of epoxy primer below waterline
- Integrally molded rub rails with stainless steel capping
- Full length keel extends below running gear
- Stainless steel rudders and struts with two (2) Aquamet 22® prop shafts
- Line cutters for both shafts
- CE-approved stainless steel opening portlights with fixed dead head covers
- Boat construction from only 3 major molds
- Divinycell PVC cored construction with cook gelcoat
- All deck and hull area hardware attachments are finished with solid lamination – no coring
- Bilge area finished smooth and coated with bright white epoxy paint
- Windows with 3/8" tempered safety glass in salon and 1/2' tempered safety glass in pilothouse
- Quiet Roll™ integrated spray rail system
- WheelHouse™ Technologies, Inc Marine Maintenance System
- Wisper Grey sheared stripe at the top of the hull

Cockpit

- 8' teak covered fishing cockpit with port and starboard storage hatches
- 24" x 24" x 1/2" aluminum backing plate for a future installation of a fighting chair
- Gate door from the swim platform
- Live well / bait tank with glass front and a 24v bait well pump and cycle timer
- Storage for six scuba tanks, plumbed to a Brownie's Marine Yacht Pro 55 dive compressor located in the lazarette
- Cabinet on forward port side with drawers for fishing tackles
- Teak covered built-in swim platform and steps
- Teak cap rails
- (6) Attwood stainless steel flush-mount rod holders and eight (8) rocket launches
- Armstrong 4-step dive ladder in transom
- FRP weather tight door on transom
- Deck scuppers piped out through transom at boot stripe
- Transom shower in recessed box with hot and cold water supply
- Fresh water wash down outlet
- LED courtesy lighting
- (2) Glendinning 100 amp cablemasters with 100' of cord each
- Fusion speakers

Aft Deck Area

- Aft deck with teak surface
- Aft deck FRP bench seating with storage beneath
- Sliding table
- Stainless steel and glass sliding door to salon
- Shorepower inlets for 110v/220v 60hz
- Glendinning electronic engine controls via hand held remote
- Glendinning plug-in receptacle
- LED courtesy lighting
- LED overhead lighting
- (2) working lights with FRP covers on aft deck overhang to light the swim platform
- 110v AC GFI outlets
- 316 Stainless steel heavy duty cleats secured to stainless steel backing plates inside bulwarks
- 316 Stainless steel handrail to and from aft deck
- Stamoid covers for seating
- FRP staircase leading up to the boat deck

Side Decks

- Molded with teak decking
- SS handrails alongside decks
- Weathertight doors opening into pilothouse port and starboard
- House side fixed windows with tinted tempered glass
- (2) sets of 316 SS spring-line chocks per side
- (4) 316 SS hawser holes with SS cleats per side recessed in bulwarks
- Fuel fill fittings for tanks recessed into house side
- 316 SS overhead overhead safety rails
- Life ring recessed into the starboard house wall
- "Used Oil" deck fitting port, "Fresh Oil" deck fitting starboard
- LED courtesy lighting
- LED overhead lighting

Portuguese Bridge

- Portuguese bridge molded with teak decking
- Locker doors in aft face of Portuguese bridge
- 316 SS handrail on top of Portuguese bridge
- Hinged door through Portuguese bridge to foredeck
- (3) SS Exalto dual speed (intermittent) self-parking windshield wipers with washdown system
- ½" Clear tempered glass in forward facing windshields

- Windows are fixed with FRP recessed frames - no FRP trim around for easy removal and installation of glass
- LED courtesy lighting

Foredeck

- Foredeck with white non-skid surface
- 316 Stainless steel CE-approved skylight/emergency hatch from the VIP stateroom
- below
- 316 Stainless steel rail on bulwarks increasing in width going forward
- 316 Stainless steel stanchions to support handrail
- Deck lockers forward either side of anchor platform finished in white epoxy paint
- 316 Stainless steel anchor chute/roller at bow
- 132 lb Ultra anchor with swivel
- 130 lb plow anchor
- 350' of 1/2 ht chain
- 150' of 1/2 ht chain
- (2) Maxwell VWC-4000 hydraulic windlasses with dual anchor rollers
- Anchor/chain upgraded wash down system
- Glendinning hose master reel
- Salt water wash down pump with outlet
- Fresh water wash down pump with outlet
- Salt water and fresh water 316 SS faucets inside foredeck lockers
- LED courtesy lighting
- 110v AC GFI outlet in inside settee
- Two (2)100 amp shore power inlets with select switches
- Up-sized bollards
- Deck drains plumbed to boot-stripe to prevent black streaks
- (2) shore power inlets with select switches
- Glendinning plug-in receptacle
- Seating with a sun bed extension
- Stamoid covers for seating
- Fender holders on port and starboard sides

Flybridge

- Exclusive Deluxbridge® full-beam width deck with white non-skid surface and ample
- storage space
- 316 Stainless steel safety rails
- Venturi windscreen with 316 stainless steel rails

- Molded FRP steering console with engine controls
- Electronics console
- Glendinning electronic engine controls
- Glendinning plug-in receptacle
- 5" magnetic compass
- Teleflex hydraulic steering system
- 316 Stainless steel destroyer steering wheel
- (2) Stidd helm seats, model 500-200, naugahyde with stainless steel bases
- Carlisle & Finch 350 watt xenon chrome searchlight with dual station controls
- Fire system repeater alarm
- Dual Maxwell chain counter
- (2) L-shaped settees and two (2) corian tables
- (5) Aquasignal navigation lights with a warning system in accordance with appropriate collision regulations
- Kahlenberg T-1 horn system
- FRP radar mast
- Hard top over flybridge
- 316 Stainless steel mast with bow and anchor lights
- 316 Stainless steel sliding hatch and stairs with bolon starboard side down to pilothouse with LED courtesy lighting
- LED overhead lighting
- LED service lights under flybridge steering console
- LED courtesy light on step down to boat deck
- (2) working lights with FRP covers on radar arch
- 110v AC GFI outlets
- 12v DC outlet
- Nutone central vacuum system outlet under flybridge helm
- Gate door to boat deck
- Stamoid covers for seating, Stidds and helm

Flybridge Electronics

- (2) Furuno Navnet 3D chart plotter
- FLIR Night Sight camera control
- Furuno RD33 GPS plotter
- Furuno Nav-Pilot auto pilot
- Caterpillar ECM
- Ritchie Compass
- ABT TRAC Zero Speed stabilizer control
- ABT TRAC bow/stern thruster control
- Glendinning electronic controls
- Icom IC-M 604 VHF radio
- Maritron vessel information system

- Furuno 25kw 96 mile radar
- Furuno 12kw 72 mile radar
- Furuno GPS
- ACR EPIRB

Boat Deck

- Deck with white non-skid surface
- 316 Stainless steel hand rails
- Deck box on port side
- Cabinets behind settees for wash basin
- Miele BBQ grill
- 800KGS/1700lb aluminum painted Aritex davit with 4 way hydraulic control with rotating base, luff, lift, pendant switch and a 12' retract/extension arm and Sea Star
- wireless hand-held remote
- Glendinning hose master reel
- Swing gates forward of tender with 1 ½" stainless steel pipe
- FRP stairs down to the aft deck
- 115v AC outlet with recessed box
- (2) Ocean ISO 6-man life rafts mounted into port and starboard railings
- Givens 6-person life raft on hardtop
- KVH V7 Trac Vision antenna on hardtop
- KVH HD7 Trac Vision antenna on hardtop
- (2) Sirius Satellite antennas on hardtop
- (4) radio antennas
- (2) cameras on hardtop
- AB Nautilus 15DLX tender with a 70hp Yamaha

Engine Room

- Twin Caterpillar C-18 Acerts (1001 bhp) diesel engines with ZF transmissions and electronic instruments for dual stations (Port: 2377 hours, Starboard: 2372 hours) with fully transferable Platinum Warranties to April 2020, and 4,000 hours
- Fiberglass drip pans under engines
- Color "MPD" monitor for both engines
- (2) 30kw Northern Lights generators with sound shields (Port: 2540 hours, Starboard: 2518 hours)
- Cruisair chilled water air conditioning system with a back-up raw water cooling pump and electric heat strips
- (2) sea chests
- Ball-valve bronze seacocks on all through-hulls below waterline located in sea

chests

- Oil change system for engines, transmissions and generators
- 100 amp ASEA isolation transformers and converters
- (2) prop shaft brushes
- (2) Racor 75/1000 max dual fuel filters with gauges for main engines
- (2) Racor 75/1000 max single fuel filters for generators
- PSS packless shaft seals for each shaft
- Fuel polishing system
- Fuel management system with fuel transfer pump
- Fireboy fire suppression system including both intake and outlet air shutdown system with aluminum louvers
- (4) automatic bilge pumps 24v DC and emergency bilge suction on engine
- Fire system and bilge high-water alarm system with warning panel
- Fresh water hose bibb
- (2) engine banks with two (2) AGM 8D batteries for each bank house bank with eight (8) AGM 8D batteries with a total 510 amp-hours (24VDC)
- (2) generator banks with one (1) AGM battery each
- (1) 24v and one (1) 12v battery charger
- (2) battery isolators
- (2) 20 gallon water heaters with heat exchanger
- (1) 4kw Xantrex inverter/charger wire for 115/230v AC
- (4) 24v DC blowers
- LED overhead lighting
- 110v AC GFI outlets with water proof covers
- 316 Stainless steel safety rails around engines
- (2) watertight bulkheads
- Watertight aluminum engine room doors with sight windows
- Fresh cold water faucet and sink
- Acoustically insulated stand-up engine room lined with sound absorbing material
- Edura beige coin dot flooring

Mechanical

- ABT Trac 38hp hydraulic bow and stern thrusters
- ABT Trac 370 Star Zero Speed stabilizer system with 12 sq.ft. fins and 20hp 230
- VAC hydraulic pump
- Northern Lights uplift water separator exhaust
- Glendinning plug-in receptacles located on the aft deck, flybridge and foredeck
- Underwater exhaust system with bypass and FRP mufflers
- Copper bonding system to all underwater fittings with zinc anodes
- (2) stainless steel AQ22HW prop shafts and two (2) Nibral propellers
- Rigid fresh water pipes and color coded copper fuel lines
- Stainless steel struts with bearings

- Headhunter 24v DC fresh water pump with accumulator tank
- (2) 24v DC automatic shower sump systems with external pump
- Accessible wiring raceway throughout
- Bilge blower installed under accommodation space
- VDO rudder indicators
- (2) AC20Q 20kva shore power converters
- Tens of thousands of dollars worth of spares for extended cruising

Plumbing and Tankage

- (1) holding tank with a max capacity of 200 US gallons with two (2) macerator/discharge pumps. One (1) is wired and plumbed for backup redundancy
- (1) stainless steel water tank with a max capacity of 500 US gallons
- (1) waste water tank with a max capacity of 200 US gallons
- (3) aluminum fuel tanks with a total capacity of 3,500 US gallons
- (1) 50 gallon new oil tank
- (1) 50 gallon used oil tank
- Lexan sight gauges on fuel tanks
- Inspection and cleaning ports on all tanks
- Fuel fills built into house sides in FRP cabinet
- Glendinning hose master reel located on the boat deck and foredeck
- 1800 GPD MaxQ water maker
- Headhunter back up pump for fresh water system
- 1500 psi pressure washer system

Outer Reef Cruising / Safety Package

- (6) Megafend black fenders
- (12) 15' x ½" black fender lines
- (4) ¾" x 35' double-braid nylon black dock lines
- (2) ¾" x 50' double-braid nylon black dock lines
- (12) Safeguard type I orange life vests for adults over 90 lbs
- (6) Kiddie Mariner 2 ¾ lb M10 fire extinguishers
- (1) Bernard oil discharge placard (US Model Only)
- (1) Bernard waste discharge placard (US Model Only)
- (2) Jim-Buoy 30" white ring buoys
- (4) Perko chrome/brass 4-ring buoy holders
- (1) Orion alert/locate flare kit
- (1) Orion circumnavigator first aid kit
- (1) Orion safety blaster horn

Remarks

ARGO was built after an extensive search of other builders by her owner. Outer Reef Yachts are well known for the custom nature of our builds, their excellent sea keeping, and the traditional classic lines of our yachts. Some of the examples of this yachts' upgraded systems include her 96-mile 25 kw Furuno radar, (one of her two radars) which is normally found on 1000' cruise ships, a forward Carlisle & Finch searchlight and a Kahlenberg horn.

The expedition nature of her owner's plans was the focus of the research to provide very extensive redundant systems. **ARGO**, of course was also built with the creature comforts that you would expect including an upgraded cherry interior and marble and granite throughout. Her owner, guest and crew accommodations allow for comfort at sea. Every effort was made in preliminary and continued design sessions, before the hull construction started, to insure her for extended travel. Available only because her owners have plans for another new Outer Reef in the near future.




Исключения





При продаже яхты исключаются личные вещи владельца.


Отказ от ответственности



Компания предоставляет описание судна или яхты добросовестно, но не может гарантировать точность этой информации, а также не ручается за техническое состояние. Покупатель должен проинструктировать своих агентов или оценщиков исследовать представленную информацию более подробно, по собственному желанию. Продажа судна или яхты, изменение цены или снятие с продажи будет происходить без предварительного уведомления.


ФОТОГРАФИИ

















ARGO





Upper deck

Mid and lower decks



КОНТАКТЫ

Андрей Шестаков (Andrey Shestakov) – ведущий яхтенный брокер отдела продаж яхт и судов компании Shestakov Yacht Sales Inc. Официальный представитель Shestakov Yacht Sales Inc. для русскоговорящих клиентов в центральном офисе компании в Майами/Форт Лодердейл/Флорида/США.

Контактная информация

Email: **andrey@shestakovyachtsales.com**

Web: shestakovyachtsales.com

Телефоны

Краснодарский край: **+7(918)465-66-44**

США, Майами, Флорида: **+1(954)274-4435**

Время работы

Понедельник – Суббота: **9:00 - 21:00** EDT

Воскресенье: **Закрето**

Адрес



Harbour Towne Marina, 850 NE 3rd St, STE 213, Dania, FL 33004