

## FISH ON — ALBEMARLE



**Builder:** ALBEMARLE

**Year Built:** 2003

**Model:** Sport Fisherman

**Price:** PRICE ON APPLICATION

**Location:** United States

**LOA:** 32' 0" (9.75m)

**Beam:** 11' 0" (3.35m)

**Min Draft:** 2' 11" (0.89m)

**Max Draft:** 3' 1" (0.94m)

**Cruise Speed:** 26 Kts. (30 MPH)

**Max Speed:** 30 Kts. (35 MPH)

Our experienced yacht broker, Andrey Shestakov, will help you choose and buy a yacht that best suits your needs **FISH ON — ALBEMARLE** from **our catalogue**. Presently, at **Shestakov Yacht Sales Inc.**, we have a wide variety of yachts available on **our sale's list**. We also work in close contact with all the big **yacht manufacturers** from all over the world.

If you would like to buy a yacht **FISH ON — ALBEMARLE** or would like help answering any questions concerning purchasing, selling or chartering a yacht, please call **+1(954)274-4435**

---

# TABLE OF CONTENTS

---

TABLE OF CONTENTS	2
SPECIFICATIONS	4
Overview	4
Basic Information	4
Dimensions	4
Speed, Capacities and Weight	4
Accommodations	5
Hull and Deck Information	5
Engine Information	5
DETAILED INFORMATION	6
Walkthrough	6
Cockpit	6
Helm	6
Foredeck	7
Custom Tuna Tower	7
Cabin	8
Mechanical	9
Electrical	9
Exclusions	9
Disclaimer	9
PHOTOS	10
Cockpit	10
Bait station	10
Tower	10
Tower	10
Tower Helm	10
Tower View	10
Tower View	10

Starboard Seating	10
Port Seating	11
Helm	11
Helm	11
Helm Close up	11
Helm	11
Galley	11
V Berth	11
V Berth	11
V Berth	12
Private Head	12
Port	12
Starboard	12
Alt Profile	12
Alt Profile	12
Alt Profile	12
Fresh Bottom Paint and Compound	12
Fresh Bottom Paint and Compound	13
Fresh Bottom Paint and Compound	13
Stern	13
Stern	13
CONTACTS	14
Contact details	14
Telephones	14
Office hours	14
Address	14

---

# SPECIFICATIONS

---

## Overview

---

This Albemarle 320 Express features heavy tournament construction in a compact package. FISH ON is equipped with a sturdy full size tuna tower, further expanding her fishability. Powered by Yanmar 370's and a newly rebuilt 5 KW Generator, FISH ON is equipped to fish comfortably in questionable sea conditions Fresh out of the Yard FISH ON has just applied a new coat of Micron CSC bottom paint, and undergone a two step wax and compound.

## Basic Information

---

**Category:** Sport Fisherman

**Sub Category:** Express

**Model Year:** 2004

**Year Built:** 2003

**Country:** United States

**Vessel Top:** Full / Tuna Tower

**Cockpit:** Yes

## Dimensions

---

**LOA:** 32' 0" (9.75m)

**Beam:** 11' 0" (3.35m)

**Min Draft:** 2' 11" (0.89m)

**Max Draft:** 3' 1" (0.94m)

## Speed, Capacities and Weight

---

**Cruise Speed:** 26 Kts. (30 MPH)

**Max Speed:** 30 Kts. (35 MPH)

**Displacement:** 17000 Pounds

**Water Capacity:** 30 Gallons

**Fuel Capacity:** 300 Gallons

---

## Accommodations

---

**Total Cabins:** 1

**Total Berths:** 1

**Sleeps:** 4

**Total Heads:** 1

---

## Hull and Deck Information

---

**Hull Material:** Fiberglass

**Deck Material:** Fiberglass

**Hull Configuration:** Modified Deep Vee

**Hull Color:** White

**Hull Designer:** Albemarle

**Exterior Designer:** Albemarle

**Interior Designer:** Albemarle

---

## Engine Information

---

**Engines:** 2

**Manufacturer:** Yanmar

**Model:** 6LYA-STP

**Engine Type:** Inboard

**Fuel Type:** Diesel

---

# DETAILED INFORMATION

---

## Walkthrough

---

Boarding FISH ON in the cockpit there are port and starboard molded fiberglass steps. The generous cockpit is outfitted with a Bluewater fishing chair, two large fish boxes, tackle center and live well and tournament outriggers. The custom tuna tower continues the theme of compact fishability with a vinyl pipe buggy top and vinyl leaning post cushion. Up two steps from the cockpit is the helm deck with generous wrap around seating with plenty of storage below. The main helm is to starboard with access to the cabin at centerline. The helm deck is raised by a hydraulic lift granting access to the engine room below. There is also a smaller access hatch at center line. Down two teak steps is the vessels surprisingly spacious cabin with the galley to port, and private head to starboard. Forward is a V berth configurable as either a table or filler cushions at centerline. The bench seating back rests convert into two additional pullman berths.

## Cockpit

---

- Fiberglass nonskid deck
- Self bailing cockpit
- Transom door to starboard
- Bluewater fighting chair
- full transom fish box
- Flush deck fish box with bilge access below
- (3) 30 amp outlets
- TV outlet
- Fresh water wash down
- Raw water wash down
- Vinyl coaming bolsters
- (3) Door tackle/bait prep station
- Molded sink with removable sprayer
- Livewell
- (4) Step swim ladder
- (6) Stainless gunwale rod holders
- (2) Stainless Cleats with Stainless gunwale mounted hawse pipes

## Helm

---

- (2) Person vinyl bench seat to starboard with storage below
- (4) Person wrap around seating to port with storage below
- Outboard storage lockers to port and starboard

- Vinyl upholstered helm chair to port
- Fold down fiberglass helm for electronics access
- 3 sided glass windshield with center opening window
- 3 sided eisenglass with 3 U zips facing forward. The Helm equipment includes:
  - Icom IC-M502 VHF
  - Raymarine RL70C Pathfinder radar
  - Garmin 2010C GPS
  - Ritchie 4" Compass
  - VDO Engine data display gauges
  - Clutch and throttle controls
  - (17) Rocker switches
  - Bennett trim tab controls
  - Sony stereo remote
  - Stainless helm wheel
  - Fire boy status indicator

---

## Foredeck

---

- Factory Fiberglass pulpit
- Stainless windlass with rode and chain
- Danforth style anchor
- Navigation lights
- 2 Stainless cleats
- Bomar Deck hatch

---

## Custom Tuna Tower

---

- Stainless tower ladders port and starboard
- Pipe top with white vinyl covering
- Upholstered leaning post and back rest
- Stainless wheel with cheater knob
- Stainless clutch and throttle control
- VDO engine data display gauges
- Ritchie 4" compass
- Bennett trim tab conrols
- Uniden ES UM525 VHF
- Garmin GPSmap 541S
- Lockable fiberglass helm compartment
- (6) Place rocket launcher
- Tournament outrigger access

---

## Cabin

---

- Lockable acrylic accordion door
- (2) teak steps with battery switches and chiller access below
- Corian countertops
- AC/DC system control panel
- Whirlpool microwave
- GFCI outlet
- Molded corian sink
- Stainless faucet
- Sony AM/FM CD player
- Isotherm drink fridge
- (2) Teak drawers
- Large storage compartment
- V berth bench seating with storage below
- Bench back rests convert to Pullman style berths
- Removable corian table for V berth
- Filler cushions for V berth
- Anchor locker access
- (2) Sony Speakers
- (8) Overhead rod holders
- (4) Reading lights
- Bomar hatch with screen
- Toshiba TV
- Teak storage cuddy
- SMX II digital AC control
- Teak and holly sole with teak wall accents

### Private head includes

- Teak door
- Jabsco head
- Molded fiberglass sink
- Stainless faucet with removable sprayer
- Teak cabinet
- Teak drawer
- Stainless porthole
- Overhead light
- Exhaust fan
- GFCI outlet
- Teak trimmed vanity mirror
- Molded fiberglass liner



---

## Mechanical

---

- Hot water heater
- Raw water strainer
- Shurflo wash down pump
- (2) bilge pumps
- (2) bilge blowers
- Fireboy fire suppression system
- Fresh water cooling system
- Racor fuel filters
- Hynautic engine controls
- Hynautic steering

---

## Electrical

---

- 120 volt AC system with (11) protected breakers
- 12 volt DC system with (26) protected breakers
- 5 KW generator rebuilt 2019
- Promatic 50-3 battery charger
- (3) 30 amp shore power receptacles
- 30 amp shore power cord
- Reverse cycle air conditioning/heat
- DC engine room light

---

## Exclusions

---

Owner's personal belongings.

---

## Disclaimer

---

The Company offers the details of this vessel or yacht in good faith but cannot guarantee or warrant the accuracy of this information nor warrant the condition of the vessel. A buyer should instruct his representatives, agents, or his surveyors, to investigate such details as the buyer desires validated. This vessel or yacht is offered subject to prior sale, price change, or withdrawal without notice.

# PHOTOS

---


**Cockpit**



**Bait station**




**Tower**



**Tower**




**Tower Helm**



**Tower View**



**Tower View**



**Starboard Seating**



**Port Seating**



**Helm**



**Helm**



**Helm Close up**



**Helm**



**Galley**



**V Berth**




**V Berth**



**V Berth**




**Private Head**




**Port**




**Starboard**




**Alt Profile**



**Alt Profile**




**Alt Profile**




**Fresh Bottom Paint and Compound**




**Fresh Bottom Paint and Compound**




**Stern**



**Fresh Bottom Paint and Compound**



**Stern**



# CONTACTS

---

Andrey Shestakov, leading yacht broker of the sales department of Shestakov Yacht Sales Inc. Shestakov Yacht Sales Inc., the official representative of the Miami/Fort Lauderdale FL headquarters.

## Contact details

---

Email: **andrey@shestakovyachtsales.com**

Web: [shestakovyachtsales.com/en/](http://shestakovyachtsales.com/en/)

## Telephones

---

USA: **+1(954)274-4435**

## Office hours

---

Monday – Saturday: **9:00 - 21:00** EDT

Sunday: **closed**

## Address

---



Harbour Towne Marina, 850 NE 3rd St, STE 213, Dania, FL 33004