

SEA FILLY — WESTPORT



Builder: WESTPORT

Year Built: 2000

Model: Motor Yacht

Price: PRICE ON APPLICATION

Location: United States

LOA: 103' 0" (31.39m)

Beam: 24' 0" (7.32m)

Max Draft: 5' 5" (1.65m)

Cruise Speed: 16 Kts. (18 MPH)

Max Speed: 19 Kts. (22 MPH)

Our experienced yacht broker, Andrey Shestakov, will help you choose and buy a yacht that best suits your needs **SEA FILLY — WESTPORT** from **our catalogue**. Presently, at **Shestakov Yacht Sales Inc.**, we have a wide variety of yachts available on **our sale's list**. We also work in close contact with all the big **yacht manufacturers** from all over the world.

If you would like to buy a yacht **SEA FILLY — WESTPORT** or would like help answering any questions concerning purchasing, selling or chartering a yacht, please call **+1(954)274-4435**

TABLE OF CONTENTS

TABLE OF CONTENTS	2
SPECIFICATIONS	7
Overview	7
Basic Information	7
Dimensions	7
Speed, Capacities and Weight	7
Accommodations	8
Hull and Deck Information	8
Engine Information	8
DETAILED INFORMATION	9
Yacht Walk-Thru	9
Accommodations	11
Entertainment System	14
Galley and Laundry Equipment - REVIEW in bold	14
Navigation Equipment	15
Communications Equipment	15
Deck and Tender Equipment	16
Engine and Mechanical Details	16
Electrical Systems	17
Safety and Fire Fighting Equipment	17
BROKER'S COMMENTS	17
Exclusions	17
Exclusions	18
Disclaimer	18
PHOTOS	19
SEA FILLY	19
Galley and Country Kitchen	19
Country Kitchen - Dinette	19

Galley and Country Kitchen	19
GALLEY	19
Galley Fridge	19
Galley Wine Chiller	19
Galley Appliances	19
Day Head	20
Day Head	20
Pilothouse - Looking Forward	20
Pilothouse - Helm	20
Pilothouse - Looking Aft to Flybridge Stairs	20
Pilothouse - Helm	20
Pilothouse - Guest Seating	20
Pilothouse - Guest Seating	20
Pilothouse Stairway - Up to Flybridge, Down to Starboard Main Deck Companionway	21
Pilothouse Stairway and Companionway	21
Main Deck Companionway	21
Dining Salon	21
Dining Salon - Looking Aft	21
Dining Salon - Looking Aft	21
Dining Salon - Looking Aft	21
Dining Salon - Looking Aft	21
Dining Table	21
Dining Salon - Looking Forward	22
Starboard Dining Cabinetry	22
Port Dining Cabinetry	22
Salon	22
Salon	22
Salon	22
Salon	22
Game Table - Salon Aft	22

Game Table - Salon Aft	23
VIP Guest Stairwell	23
Forward VIP Stateroom	23
VIP Stateroom - Aft Bulkhead	23
VIP - TV and Dresser	23
VIP En Suite Bath	23
Washer and Dryer at base of VIP Stairwell	23
VIP En Suite Bath	23
Port Guest Stateroom	24
Port Guest Stateroom - TV	24
Port Guest Bath	24
Starboard Guest Stateroom	24
Starboard Guest Stateroom - TV	24
Starboard Guest Bath	24
Starboard Guest Bath	24
Companionway to Master Stateroom	24
Master Stateroom	25
Master Stateroom	25
Master Stateroom	25
Master Stateroom	25
Master Stateroom	25
Master Stateroom	25
Master Stateroom En Suite Bath	25
Master Stateroom En Suite Bath	25
Aft Deck	26
Aft Deck	26
Aft Deck - Wet Bar, Refrig and Storage	26
Aft Deck	26
Aft Deck Stairs to Swim Platform - Port	26

Swim Platform	26
Aft Deck Stairs to Swim Platform - Starboard	27
Flybridge Helm - Looking to Port	27
Flybridge Helm - Looking Starboard	27
Flybridge Helm	27
Flybridge - Sliding Door to Pilothouse	27
Flybridge - Wing Controls	27
Flybridge - Helm	27
Flybridge - Bar	27
Flybridge - Bar	28
Flybridge - Wet Bar	28
Flybridge Entertainment Area	28
Flybridge - Guest Seating	28
Flybridge - Looking Forward	28
Flybridge Aft - Looking Forward	28
Flybridge Aft - Jacuzzi - Covered	28
Flybridge Aft - Jacuzzi - Open	28
Flybridge Aft - Looking Forward	29
Flybridge Aft - Davit	29
Flybridge Aft - Tender & Toy	29
Aft Deck Staircase to Flybridge	29
Engine Room - Looking Forward	29
Engine Room - Looking Forward	29
Engine Room	29
Engine Room	29
Engine Room	30
Engine Room	30
Engine Room - Work Bench	30
Engine Room - Watermakers	30

Engine Room - Air Conditioners	30
Engine Room	30
Engine Room - Port Generator	30
Engine Room - Starboard Generator	30
Electrical Distribution Panels	31
Starboard Side Deck	31
Starboard Entry	31
Anchor Windlass	31
Bow	31
Anchor Windlass	31
Bosun's Locker	31
Port Side Deck	31
Flybridge Hardtop	32
Davit and Tender	32
Flybridge	32
Stern	32
Port Profile	32
SEA FILLY - Layout	32
SEA FILLY - Layout	32
CONTACTS	33
Contact details	33
Telephones	33
Office hours	33
Address	33

SPECIFICATIONS

Overview

103' of quality workmanship defines Sea Filly. Custom built at West Bay on the proven Westport fiberglass hull. In excellent condition with many upgrades and updates since second owner acquired yacht.

Just completed a full exterior Lu Marine paint job July 2019. Other items completed at this time were re-caulked windows, removed and re-bedded stabilizers along with full service, removed and serviced both rudders, serviced the windlass, new LED underwater lighting, removed and serviced main engine strainers and intakes, bottom paint to include new zincs and prop-speed on running gear, and replaced flybridge wind screen.

Basic Information

Category: Motor Yacht

Model Year: 2000

Year Built: 2000

Country: United States

Dimensions

LOA: 103' 0" (31.39m)

Beam: 24' 0" (7.32m)

Max Draft: 5' 5" (1.65m)

Speed, Capacities and Weight

Cruise Speed: 16 Kts. (18 MPH)

Max Speed: 19 Kts. (22 MPH)

Displacement: 250000 Pounds

Water Capacity: 800 Gallons

Fuel Capacity: 4500 Gallons

Accommodations

Total Cabins: 4

Total Heads: 5

Hull and Deck Information

Hull Material: Fiberglass

Engine Information

Engines: 2

Manufacturer: MTU

Model: 12V2000

Engine Type: Inboard

Fuel Type: Diesel

DETAILED INFORMATION

Yacht Walk-Thru

SEA FILLY sleeps nine in four staterooms with crew accommodations for four in two cabins.

Starting forward on the Main Deck, the "Country Kitchen" and Galley enjoy plenty of natural light from the large side windows. The well-equipped Galley has Corian countertops and a full compliment of appliances for the discerning chef including an oversized Sub-Zero refrigerator/freezer. A breakfast bar with stools and large U-shaped cherrywood inlaid dinette provide plenty of seating space for informal dining and snacks. The Galley area also has an abundance of storage cabinets and an entertainment center.

The Galley, like the entire yacht, showcases the highest quality construction and attention to detail by the craftsmen who built this custom yacht. **SEA FILLY** features American cherry, Madrona and Etimoe woods, marble and granite counters and floors, and designer fabrics and silks.

Moving forward and down a curved stairwell, the VIP stateroom is fitted with a queen berth, generous wardrobe and drawer storage and a marble and granite en suite bath with vanity, Jacuzzi tub and shower. There is also an entertainment center for the VIP, and a stacked washer and dryer at the base of the stairwell.

Continuing aft along a marble floored companionway passed the Galley, a marble Day Head and stairs to the Pilothouse are followed by the full-beam Salon and formal Dining areas.

SEA FILLY boasts a wide 24' beam with large windows that bring natural light and visibility into the area for complete enjoyment of the view.

Forward of the Salon is the formal Dining area, separated from the Salon by partial dividers that keep the area separate yet still open. A custom table seats eight with built-in storage buffets port and starboard and a full bar along the forward bulkhead has a granite countertop and offers additional storage and a hidden refrigerator and ice maker.

The Salon features a breakfast/gaming table and chairs, starboard, and an abundance of storage behind cherry cabinetry. Further aft, concealed in the cabinetry, is a 48" curved-screen TV, mechanically raised/lowered, along with the entertainment center components. Port are a matching sofa, love seat and chair, large cocktail table and two occasional chairs. Overhead air conditioning ducts are concealed behind ornate overheads.

Continuing aft through double sliding stainless steel doors is the Aft Deck. There is a wet bar to port. Molded bench seating and chairs surround the large aft table that comfortably seats 10 guests for “al fresco” dining and entertaining. Access to both the Crew Quarters and Flybridge is from the starboard side of the Aft Deck. Curved stairs aft, port and starboard, lead down to the large swim platform where there is additional access to the Crew Quarters as well as the Engine Room.

From the Dining area, to port is a marble companionway leading forward and down to the Guest Accommodations via a curved staircase. A marble-soled foyer is at the base of the stairwell. The full-beam Master Stateroom is entered through double doors, featuring a king-sized pedestal bed, night tables on each side, bureau with drawer storage and wardrobe closets to port, and built-in vanity with additional storage starboard. The entertainment center as well as another large wardrobe closet is on the aft bulkhead. En suite “His and Hers” marble baths are forward, separated by an oval-shaped, oversized Jacuzzi tub/spa with shower.

From the foyer, aft, are two guest staterooms, each with en suite bath. The Port Guest Stateroom features a queen-sized island bed and the Starboard Guest Stateroom has twin lower beds with a removable single Pullman berth above the outboard lower bed. Each stateroom has a large hanging locker, drawer storage, entertainment center, and en suite bath with marble vanities and stall showers.

The Pilothouse is accessed from stairs off the starboard companionway. With its excellent visibility, the fully equipped Helm features all the necessary navigation equipment and electronics for safe and comfortable cruising. L-shaped guest seating, a full-size chart table, and storage are behind the Helm along with stairs to the Flybridge.

The large Flybridge features a second, fully-equipped helm. Additionally there are port and starboard wing stations, each with bow thruster and rudder controls. A well designed custom fiberglass hardtop protects the Flybridge area from the elements. Aft on the Flybridge there is molded seating with a high/low table for guests to enjoy cruising. A bar with three bar stools is to port. One step down from the aft Flybridge is the Boat Deck where there is a 6-person Jacuzzi spa. A Yamaha wave runner and the 18' Novurania tender are stored here. A molded stairway leads down to the Aft Deck.

Crew Quarters are aft, accessible from the Aft Deck via a protected stairwell as well as from the swim platform. **SEA FILLY's** commodious crew accommodations are like those typically found on much larger yachts. Two en suite cabins are finished in cherry wood and decorator fabrics. The Crew Cabin features upper and lower berths, two hanging lockers and four drawers for storage, en suite bath with vanity and sink, head, extra storage and stall shower. The Captain's Cabin features a large double-sized lower berth with single Pullman berth above, large hanging locker, drawers and desk with additional storage. En suite bath has vanity and sink, head, extra storage and stall shower. A lounge for the crew to relax has generous seating and table, small galley with refrigerator/freezer, microwave, sink, entertainment center and lots of storage.

The Engine Room is just forward of the Crew Quarters and has been well maintained by full-time captain and crew.

Accommodations

SEA FILLY sleeps nine in four staterooms. Separate Crew Quarters accommodate four in two cabins. The Master Stateroom and two Guest Staterooms are accessed via a curved staircase from the Dining Salon. The VIP Stateroom is forward and accessed via a curved stairwell forward of the Galley. Crew Accommodations are located aft.

Master Stateroom:

- Located forward off the companionway and marble foyer at the base of the staircase
- Double-door entry off companionway
- King-sized pedestal bed
- 2 Night tables
- Built-in 3-drawer bureau, port
- Wardrobe closets, port
- Built-in vanity with storage, starboard
- Wardrobe closet on aft bulkhead
- Entertainment center built-in to aft bulkhead

Master En Suite Bath:

- His & Hers marble baths forward in Master Stateroom
- Marble vanities with under-mount sinks
- Cabinet and drawer storage below sink
- Marble flooring
- Oval-shaped Jacuzzi tub/spa with shower, marble surround, between "His" and "Hers", with glass doors for entry on either side
- Royal Flush head

Port Guest Stateroom:

- Queen-sized island bed
- Carpeted sole
- Large hanging locker
- Built-in night stands with drawers
- Built-in drawer storage port and aft
- Marble counter tops
- Sliding shutters on porthole windows
- Reading lamps
- Recessed lighting
- Entertainment center with TV mounted aft

Port En Suite Bath:

- Marble vanity with under-mount sink
- Storage cabinet below sink
- Framed mirror wall above sink
- Stall shower
- Marble flooring
- Porthole above head with sliding shutters
- Recessed lighting
- Royal Flush head

Starboard Guest Stateroom:

- Twin lower beds
- Carpeted sole
- 3-Drawer chest between beds
- Reading lamp over each bed
- Recessed lighting
- Single Pullman berth over outboard lower bed
- Porthole above head with sliding shutters
- Large hanging locker
- Built-in 4-drawer storage
- Entertainment center with TV mounted aft

Starboard En Suite Bath:

- Marble vanity with under-mount sink
- Storage cabinet below sink
- Framed mirror wall above sink
- Stall shower
- Marble flooring
- Porthole above head with sliding shutters
- Recessed lighting
- Royal Flush head

VIP Stateroom:

- Located forward of the Galley and accessed via a curved staircase
- Queen-sized island bed
- Carpeted sole
- Large wardrobe closets
- Built-in drawer storage port, starboard and aft
- Marble counter tops
- Sliding shutters on porthole windows
- Reading lamps

- Recessed lighting
- Entertainment center with TV mounted aft
- Stacked washer/dryer at base of stairwell

VIP En Suite Bath:

- Marble vanity with under-mount sink
- Mirrored above sink
- Storage cabinet
- Mirrored wall above head
- Jacuzzi tub/shower combo with sliding glass doors
- Marble flooring and tub/shower surround
- Porthole above tub
- Recessed lighting
- Accent ceiling
- Royal Flush head

Crew Accommodations - Accessed from protected stairway off Aft Deck or from Swim Platform:

Crew Cabin:

- Upper/lower berths
- 2 hanging lockers
- 4 storage drawers

En suite bath:

- Vanity and sink
- Royal Flush head
- Stall shower
- Extra storage

Captain's Cabin:

- Large double-sized bed
- Single Pullman berth overhead
- Large hanging locker
- Storage drawers
- Desk with storage

Captain's En Suite Bath:

- Vanity and sink
- Royal Flush head
- Stall shower
- Storage

Crew Lounge:

- Table and seating
- Refrigerator/freezer
- Microwave/convection oven
- Entertainment center
- Corian countertops
- Sink
- Storage

Entertainment System

- Samsung 6300 48" curved screen TV (Salon)
- Samsung 19" and 2 x 24" (Crew quarters)
- Samsung 32" (Master)
- Samsung 28" (Guest)
- Samsung 28" (VIP)
- Samsung 24" (Galley)
- KVH M7 HD SAT TV
- 5 DTV HD receivers
- Sonamp 275SE
- Sony CD Changer CDP-CE 375
- Yamaha receiver RX-A2050
- Sony VHS SLV-N750
- Yamaha receiver RX-V459 (Master)
- VCR combo (Master)

Galley and Laundry Equipment - REVIEW in bold

Main **Galley:**

- "Country-Kitchen" with seating for up to 10
- Raised Dinette with wood pedestal table and curved upholstered seating
- Breakfast bar with 2 stools
- Corian countertops and backsplash with bevelled edge
- Sub-Zero side-by-side, double 36" refrigerator/freezer
- KitchenAid 5-burner cooktop range (replaced, 2010)
- KitchenAid oven
- Whirlpool microwave oven (replaced, 2010)
- Whirlpool trash compactor (replaced, 2006)
- Miele dishwasher (replaced, 2006)
- Stainless steel sink
- Wine/beverage cooler

- Extra storage cabinets
- **Wood-grain flooring in Galley**
- **Carpeting in "Country Kitchen"**

Crew Galley/Mess:

- Microwave/convection oven
- Danby refrigerator (replaced, 2006)
- Corian countertops with sink and storage

Additional Galley Equipment:

- U-Line refrigerator (Salon, replaced, 2006)
- U-Line ice maker (Salon, new 2018)
- Refrigerator (Flybridge, replaced, 2006)
- Sub-Zero freezer (under Pilothouse)

Laundry Equipment:

- Whirlpool stacked washer/dryer (VIP companionway)
- Miele washer/dryer (crew quarters, replaced, 2015)

Navigation Equipment

- Garmin GMR2526 96-mile radar (new, 2018)
- Garmin GMR 1224 24-mile radar (2018)
- 2 x Ritchie 6" compasses
- Robertson AP20 autopilot with Flybridge remote
- Garmin 9-axis heading sensor (2018)
- 2 x Furuno LS-6000 depth sounders (Pilothouse and Flybridge)
- Furuno 207 weather fax
- 2 x Garmin GPS 8622 and GPSMAP 7616XSV plotters (2018)
- Garmin GMR 269 wind/speed indicator (2018)
- 2 x Simrad rudder angle indicators
- 3 x Garmin GMI 20 Multidata (2018)
- Garmin GXM 53 weather (2018)
- Garmin AIS 3000 (2018)

Communications Equipment

- Icom M-710 SSB Hi Frequency Radio (Pilothouse)
- 2 Icom M-504 VHF radios (Pilothouse and Flybridge)
- Furuno NX500 Navtex
- KVH Mini SAT V3

Deck and Tender Equipment

Deck Equipment:

- Muir 4500-lb anchor windlass system
- 2 Danforth stainless steel 400-lb anchors
- 2 Anchor chains, each 300' x 1/2"
- Steelhead 3000-lb capacity boat crane and davit with proprietary 24V power pack
- 8-Step MarQuipt sea stairs (manual)
- 5-Step MarQuipt ladder
- Molded swim platform with ladder
- 3 Underwater transom lights
- Buell 3-trumpet horn
- 3 Phone/TV/Cable inlets

Tender & Toys:

- 18' Novurania 2006 with 115hp Yamaha outboard (approx 100 hours)
- Yamaha 2016 VS waverunner (approx 20 hours)

Engine and Mechanical Details

Main Engines Details:

- 2 x 1350 hp MTU-DDC, 12V2000 diesel engines
- Hours as of January 2019: Port: 3359, Stbd: 3349
- W3 service at 3100 hours, 2016
- Twin Disc gears
- 5-Blade NiBral propellers, 42" x 36"
- Osborne 42" x 36" spare propellers
- Aquamet 22 shafts

Additional Machinery:

- 2 x 1200 GPD Sea Recovery water makers with back flush
- Wesmar RS9 trim tabs/stabilizers - 2 stations dual hydraulic pumps
- Wesmar 16" dual-propeller bow thruster, 4-stations, 65 hp
- Sea Star hydraulic steering system with back-up
- Racor 1000 fuel filtration on mains
- Racor 500 fuel filtration on gensets
- HeadHunter Royal Flush sanitary system
- 2 x 110V HeadHunter Mach V fresh water system with 12V back-up

Electrical Systems

- 2 x 55kW Northern Lights generators, 220V/single phase/60 Hz
- Both gensets rebuilt in 2006 at 7300 and rewound at 7400 hours
- Hours as of January 2019: Port: 8241 and Stbd: 8530
- 220V/Single phase/60 Hz shore power
- 2 x 12V Main engine starting batteries
- 12V Generator battery with parallel
- 4 x 24V Deep-cycle marine batteries for general service
- 12V Deep-cycle marine battery for emergency service
- 4 x 100-amp Shore power inlets (2 bow, 2 aft)
- 4 x 100' Shore power cords
- Glendinning power feeds for aft cords
- CruiseAir 15-ton air conditioning system with soft start, new 2015, with 13 air handlers and new duct work.

Safety and Fire Fighting Equipment

- Ship's safe in Master Stateroom
- Fixed Halon system, Halon FM-200 (flybridge)
- 13 Portable fire extinguishers throughout vessel
- Security. smoke, fire, and ship's systems alarms
- 8-Man ProLight/PL JR8-0134 life raft,
- 4 Life rings
- EPIRB
- Full USCG safety package with flares

BROKER'S COMMENTS

- Proven Jack Sarin-designed fiberglass hull built by Westport
- Interior design by world-renowned Glade Johnson design firm
- Finely crafted wood joinery and designer decor
- Maintained to the highest ship's standards for the highest level of safety and comfort afloat

Exclusions

Owner's and crew member's personal items are excluded from any sale. Owners personal artwork. A complete list of exclusions will be provided in writing upon request or upon written offer.

Exclusions

Owner's personal belongings.

Disclaimer


The Company offers the details of this vessel or yacht in good faith but cannot guarantee or warrant the accuracy of this information nor warrant the condition of the vessel. A buyer should instruct his representatives, agents, or his surveyors, to investigate such details as the buyer desires validated. This vessel or yacht is offered subject to prior sale, price change, or withdrawal without notice.

PHOTOS


SEA FILLY



Galley and Country Kitchen




Country Kitchen - Dinette




Galley and Country Kitchen



GALLEY




Galley Fridge



Galley Wine Chiller



Galley Appliances



Day Head



Day Head




Pilothouse - Looking Forward



Pilothouse - Helm




Pilothouse - Helm




Pilothouse - Looking Aft to Flybridge Stairs




Pilothouse - Guest Seating




Pilothouse - Guest Seating




**Pilothouse Stairway - Up to Flybridge,
Down to Starboard Main Deck
Companionway**




**Pilothouse Stairway and
Companionway**




Main Deck Companionway




Dining Salon




Dining Salon - Looking Aft




Dining Salon - Looking Aft



Dining Salon - Looking Aft



Dining Table



Dining Salon - Looking Forward



Starboard Dining Cabinetry



Port Dining Cabinetry



Salon



Salon



Salon



Salon



Game Table - Salon Aft



Game Table - Salon Aft



VIP Guest Stairwell



Forward VIP Stateroom



VIP Stateroom - Aft Bulkhead




VIP - TV and Dresser



VIP En Suite Bath



VIP En Suite Bath



Washer and Dryer at base of VIP Stairwell



Port Guest Stateroom



Port Guest Stateroom - TV



Port Guest Bath



Starboard Guest Stateroom



Starboard Guest Stateroom - TV



Starboard Guest Bath



Starboard Guest Bath



Companionway to Master Stateroom



Master Stateroom



Master Stateroom



Master Stateroom




Master Stateroom



Master Stateroom



Master Stateroom



Master Stateroom En Suite Bath



Master Stateroom En Suite Bath




Aft Deck



Aft Deck




Aft Deck - Wet Bar, Refrig and Storage



Aft Deck



Swim Platform




Aft Deck Stairs to Swim Platform - Port




**Aft Deck Stairs to Swim Platform -
Starboard**




Flybridge Helm - Looking to Port




Flybridge Helm - Looking Starboard




Flybridge Helm




Flybridge - Sliding Door to Pilothouse



Flybridge - Wing Controls




Flybridge - Helm




Flybridge - Bar




Flybridge - Bar




Flybridge - Wet Bar




Flybridge Entertainment Area




Flybridge - Guest Seating




Flybridge - Looking Forward




Flybridge Aft - Looking Forward



Flybridge Aft - Jacuzzi - Covered



Flybridge Aft - Jacuzzi - Open




Flybridge Aft - Looking Forward




Flybridge Aft - Davit




Flybridge Aft - Tender & Toy




Aft Deck Staircase to Flybridge




Engine Room - Looking Forward



Engine Room - Looking Forward



Engine Room



Engine Room




Engine Room




Engine Room




Engine Room - Work Bench




Engine Room - Watermakers




Engine Room - Air Conditioners




Engine Room



Engine Room - Port Generator



Engine Room - Starboard Generator



Electrical Distribution Panels



Starboard Side Deck



Starboard Entry



Anchor Windlass



Bow



Anchor Windlass



Bosun's Locker



Port Side Deck




Flybridge Hardtop




Davit and Tender




Flybridge



Stern




Port Profile



SEA FILLY - Layout



SEA FILLY - Layout



CONTACTS

Andrey Shestakov, leading yacht broker of the sales department of Shestakov Yacht Sales Inc. Shestakov Yacht Sales Inc., the official representative of the Miami/Fort Lauderdale FL headquarters.

Contact details

Email: **andrey@shestakovyachtsales.com**

Web: shestakovyachtsales.com/en/

Telephones

USA: **+1(954)274-4435**

Office hours

Monday – Saturday: **9:00 - 21:00** EDT

Sunday: **closed**

Address



Harbour Towne Marina, 850 NE 3rd St, STE 213, Dania, FL 33004