

GRID CONNECTION — EVERGLADES



Builder: EVERGLADES

Year Built: 2016

Model: Center Console

Price: PRICE ON APPLICATION

Location: United States

LOA: 43' 5" (13.23m)

Beam: 12' 0" (3.66m)

Min Draft: 26' 0" (7.92m)

Max Draft: 38' 0" (11.58m)

Max Speed: 52 Kts. (60 MPH)

Our experienced yacht broker, Andrey Shestakov, will help you choose and buy a yacht that best suits your needs **Grid Connection — EVERGLADES** from **our catalogue**. Presently, at **Shestakov Yacht Sales Inc.**, we have a wide variety of yachts available on **our sale's list**. We also work in close contact with all the big **yacht manufacturers** from all over the world.

If you would like to buy a yacht **Grid Connection — EVERGLADES** or would like help answering any questions concerning purchasing, selling or chartering a yacht, please call **+1(954)274-4435**

TABLE OF CONTENTS

TABLE OF CONTENTS	2
SPECIFICATIONS	4
Overview	4
Basic Information	4
Dimensions	4
Speed, Capacities and Weight	4
Accommodations	4
Hull and Deck Information	5
Engine Information	5
DETAILED INFORMATION	6
Exterior	6
Helm and Second Station	6
Fishability	6
Seating	7
Cabin	7
Electrical	7
Storage	7
Disclaimer	8
Exclusions	8
Disclaimer	8
PHOTOS	9
Grid Connection Everglades 2016 CC Profile	9
grid connection	9
Grid Connection Everglades 2016 CC Cabin Amenities	9
Grid Connection Everglades 2016 CC Cabin Amenities	9
Grid Connection Everglades 2016 CC Electrical	9
Grid Connection Everglades 2016 CC Head	9
Grid Connection Everglades 2016 CC Cabin Amenities	10

Grid Connection Everglades 2016 CC Sleigh Seating	10
Grid Connection Everglades 2016 CC Sleigh Seating	10
Grid Connection Everglades 2016 CC Tackle	10
Grid Connection Everglades 2016 CC Tackle	10
Grid Connection Everglades 2016 CC Tackle	10
Grid Connection Everglades 2016 CC Stern	11
Grid Connection Everglades 2016 CC Stern	11
Grid Connection Everglades 2016 CC Stern	11
Grid Connection Everglades 2016 CC Helm	11
Grid Connection Everglades 2016 CC Helm	11
Grid Connection Everglades 2016 CC Helm	11
Grid Connection Everglades 2016 CC Second Station	12
Grid Connection Everglades 2016 CC Second Station	12
Grid Connection Everglades 2016 CC Forward Seating	12
Grid Connection Everglades 2016 CC Forward Seating	12
Grid Connection Everglades 2016 CC Stern Seating	12
Grid Connection Everglades 2016 CC Stern Seating	12
Grid Connection Everglades 2016 CC Electrical	13
Grid Connection Everglades 2016 CC Starboard Quarter	13
Grid Connection Everglades 2016 CC Engines	13
Grid Connection Everglades 2016 CC Port Quarter	13
Grid Connection Everglades 2016 CC Port Profile	13
CONTACTS	14
Contact details	14
Telephones	14
Office hours	14
Address	14

SPECIFICATIONS

Overview

2016 fully loaded, dry stored and captain maintained Everglades 435 CC is now available for immediate delivery. It has a gorgeous custom Charcoal Gray Metallic hull color that truly sets it apart from all other similar vessels. It is one of the smoothest riding, safest, most comfortable center console on the market and has true tournament fish ability! Call now to schedule a showing before it is too late!

Basic Information

Category: Center Console

Model Year: 2016

Year Built: 2016

Country: United States

Registration #: 1269614

Dimensions

LOA: 43' 5" (13.23m)

Beam: 12' 0" (3.66m)

Min Draft: 26' 0" (7.92m)

Max Draft: 38' 0" (11.58m)

Speed, Capacities and Weight

Max Speed: 52 Kts. (60 MPH)

Displacement: 26000 Pounds

Fuel Capacity: 610 Gallons

Accommodations

Total Cabins: 1

Sleeps: 2

Total Heads: 1

Hull and Deck Information

Hull Material: Fiberglass

Deck Material: Fiberglass

Hull Color: Charcoal Gray Metallic

Hull Designer: Everglades

Engine Information

Engines: 4

Manufacturer: Yamaha

Model: F350 XCA

Engine Type: Outboard

Fuel Type: Gas

DETAILED INFORMATION

Exterior

- CUSTOM AWLGRIP METALLIC CHARCOAL GRAY HULL COLOR
- CUSTOM WHITE PAINTED QUAD YAMAHA F350 XCA OUTBOARD ENGINES
- TRIM TABS WITH INDICATORS
- WHITE POWDER COATING THROUGHOUT

Helm and Second Station

- SECOND STATION WITH FULL ELECTRONICS
- TRIPLE 16 INCH GARMIN 7600 SERIES DISPLAYS
- 8 INCH GARMIN 7600 SERIES DISPLAY FOR UPPER STATION
- YAMAHA HELM MASTER JOYSTICK SYSTEM FOR UPPER AND LOWER STATIONS
- GARMIN AUTOPILOT
- GARMIN OPEN ARRAY RADAR
- GARMIN VHF RADIO (UPPER AND LOWER STATIONS)
- PREMIUM FUSION STEREO SYSTEM UPGRADE
- REMOTE CONTROL SPOTLIGHT
- FULLY RETRACTABLE HYDRAULIC WINDSHIELD
- COCKPIT AC
- HORN
- HELM SEATS WITH FOLDING BLOSTERS AND ARM RESTS
- FOLDING HELM STEP

Fishability

- DUAL 60 GALLON PRESSURIZED LIVEWELLS
- PORT SIDE TUNA DOOR
- CONSOLE BAIT PREP STATION
- PRE RIGGED LEADER STORAGE IN GUNNEL
- TACKLE DRAWERS PORT AND STARBOARD
- 225 GAL IN FLOOR INSULATED FISH BOX/STORAGE COMPARTMENT
- FORWARD CONSOLE LOUNGE FISH BOX/DRY STORAGE
- AFT HARDTOP ROCKET LAUNCHERS
- LED SPREADER LIGHTS (FWD, AFT, PORT AND STARBOARD)
- OUTRIGGERS
- FRESH AND RAW WATER WASH DOWNS

- TRANSOM ROD HOLDERS
- UNDER HARD TOP ROD STORAGE
- PORT AND STARBOARD GUNNEL ROD STORAGE
- PORT AND STARBOARD UNDER GUNNEL 30 AMP POWER PORTS

Seating

- HELM SEATS WITH FOLD DOWN BOLSTERS
- SECOND ROW RETRACTABLE SLEIGH SEATING
- RETRACTABLE STERN JUMP SEAT
- RETRACTABLE STERN FACING JUMP SEAT
- FULL COCKPIT CUSHION AND BOLSTER PACKAGE
- FULLY RETRACTABLE ELECTRIC BOW TABLE
- BOW AREA LOUNGE WITH REMOVABLE FORWARD FACING BACKRESTS

Cabin

- LOUNGE THAT FOLDS INTO A QUEEN SIZE BED
- FLAT SCREEN TV
- CABIN REFRIGERATOR
- CABIN MICROWAVE OVEN
- FULLY RETRACTABLE ELECTRIC BOW TABLE
- GENERATOR
- CABIN AC
- MARINE HEAD WITH HOLDING TANK AND OVERBOARD DISCHARGE
- SHOWER
- INTERIOR CABIN LIGHTING AND DIMMER SWITCH

Electrical

- PORT AND STARBOARD 30 AMP SHORE POWER
- PORT AND STARBOARD UNDER GUNNEL 30 AMP POWER PORTS
- EASY BATTERY AND ELECTRICAL ACCESS
- EASY ACCESS TO LAZARETTE AREA AND PUMPS

Storage

- PORT AND STARBOARD GUNNEL LINE STORAGE COMPARTMENTS
- PORT AND STARBOARD GUNNEL DRY STORAGE
- 225 GALLON IN FLOOR INSULATED BOW STORAGE

- LOCKABLE BOW ROD STORAGE
- AMPLE STORAGE UNDER CABIN BED
- PORT AND STARBOARD CONSOLE TACKLE DRAWERS
- STARBOARD PRE RIGGED LEADER STORAGE

Disclaimer

The Company offers the details of this vessel in good faith but cannot guarantee or warrant the accuracy of this information nor warrant the condition of the vessel. A buyer should instruct his agents, or his surveyors, to investigate such details as the buyer desires validated. This vessel is offered subject to prior sale, price change, or withdrawal without notice.

Mechanical Disclaimer Engine and generator hours are as of the date of the original listing and are a representation of what the listing broker is told by the owner and/or actual reading of the engine hour meters. The broker cannot guarantee the true hours. It is the responsibility of the purchaser and/or his agent to verify engine hours, warranties implied or otherwise and major overhauls as well as all other representations noted on the listing.

Exclusions


Owner's personal belongings.

Disclaimer


The Company offers the details of this vessel or yacht in good faith but cannot guarantee or warrant the accuracy of this information nor warrant the condition of the vessel. A buyer should instruct his representatives, agents, or his surveyors, to investigate such details as the buyer desires validated. This vessel or yacht is offered subject to prior sale, price change, or withdrawal without notice.

PHOTOS


**Grid Connection Everglades 2016 CC
Profile**



grid connection




**Grid Connection Everglades 2016 CC
Cabin Amenities**



**Grid Connection Everglades 2016 CC
Cabin Amenities**



**Grid Connection Everglades 2016 CC
Electrical**



**Grid Connection Everglades 2016 CC
Head**



**Grid Connection Everglades 2016 CC
Cabin Amenities**



**Grid Connection Everglades 2016 CC
Sleigh Seating**



**Grid Connection Everglades 2016 CC
Sleigh Seating**



**Grid Connection Everglades 2016 CC
Tackle**



**Grid Connection Everglades 2016 CC
Tackle**



**Grid Connection Everglades 2016 CC
Tackle**




**Grid Connection Everglades 2016 CC
Stern**



**Grid Connection Everglades 2016 CC
Stern**




**Grid Connection Everglades 2016 CC
Stern**




**Grid Connection Everglades 2016 CC
Helm**



**Grid Connection Everglades 2016 CC
Helm**




**Grid Connection Everglades 2016 CC
Helm**




**Grid Connection Everglades 2016 CC
Second Station**




**Grid Connection Everglades 2016 CC
Second Station**



**Grid Connection Everglades 2016 CC
Forward Seating**




**Grid Connection Everglades 2016 CC
Forward Seating**




**Grid Connection Everglades 2016 CC
Stern Seating**




**Grid Connection Everglades 2016 CC
Stern Seating**



**Grid Connection Everglades 2016 CC
Electrical**




**Grid Connection Everglades 2016 CC
Starboard Quarter**




**Grid Connection Everglades 2016 CC
Engines**



**Grid Connection Everglades 2016 CC
Port Quarter**



Grid Connection Everglades 2016 CC Port Profile



CONTACTS

Andrey Shestakov, leading yacht broker of the sales department of Shestakov Yacht Sales Inc. Shestakov Yacht Sales Inc., the official representative of the Miami/Fort Lauderdale FL headquarters.

Contact details

Email: **andrey@shestakovyachtsales.com**

Web: shestakovyachtsales.com/en/

Telephones

USA: **+1(954)274-4435**

Office hours

Monday – Saturday: **9:00 - 21:00** EDT

Sunday: **closed**

Address



Harbour Towne Marina, 850 NE 3rd St, STE 213, Dania, FL 33004