

WONOMA — CUSTOM



Builder: CUSTOM

Year Built: 2008

Model: Cruising Ketch

Price: PRICE ON APPLICATION

Location: United States

LOA: 37' 0" (11.28m)

Beam: 11' 3" (3.43m)

Max Draft: 5' 10" (1.78m)

Our experienced yacht broker, Andrey Shestakov, will help you choose and buy a yacht that best suits your needs **Wonoma — CUSTOM** from our catalogue. Presently, at Shestakov Yacht Sales Inc., we have a wide variety of yachts available on our sale's list. We also work in close contact with all the big yacht manufacturers from all over the world.

If you would like to buy a yacht **Wonoma — CUSTOM** or would like help answering any questions concerning purchasing, selling or chartering a yacht, please call **+1(954)274-4435**

TABLE OF CONTENTS

TABLE OF CONTENTS	2
SPECIFICATIONS	3
Overview	3
Basic Information	3
Dimensions	3
Speed, Capacities and Weight	4
Accommodations	4
Hull and Deck Information	4
Engine Information	4
DETAILED INFORMATION	5
Hull & Construction	5
Electronics/Navigation Equipment	5
Sails & Rigging	5
Deck Equipment	6
Accommodations & Layout	7
Galley	7
Mechanical	8
Electrical	8
Disclaimer	9
Exclusions	9
Disclaimer	9
PHOTOS	10
CONTACTS	20
Contact details	20
Telephones	20
Office hours	20
Address	20

SPECIFICATIONS

Overview

- Custom EXPEDITION Pilothouse Ketch!
- Fully loaded for Cruising and Worldwide Adventure!
- RARE FIND! Great condition!
- Rugged steel construction and practical systems designed for long term passagemaking
- Sister ship design was the first 37 to do the NW Passage
- Pilothouse ketch, flush deck
- Sleeps 5-7, in forward cabin, convertible table and 2 pipe berths
- Tall 6'6" headroom
- 3/16" steel plate with Stainless pilothouse, cockpit seating and all stainless hatches
- Watertight bulkhead forward
- Furuno Chartplotter, Radar, Autopilot 2013
- Aries wind vane
- Excellent ground tackle
- Extensive sail inventory
- Arch with Solar, Wind Gen, Davits
- New batteries 2019
- Liferaft, Sat phone, Immersion suits
- So much more!
- Please read the full listing for details!

Basic Information

Category: Cruising Ketch

Sub Category: Cruising Sailboat

Model Year: 2008

Year Built: 2008

Country: United States

Dimensions

LOA: 37' 0" (11.28m)

Beam: 11' 3" (3.43m)

Max Draft: 5' 10" (1.78m)

Speed, Capacities and Weight

Displacement: 17460 Pounds

Water Capacity: 132 Gallons

Fuel Capacity: 132 Gallons

Accommodations

Total Cabins: 1

Sleeps: 5

Total Heads: 1

Hull and Deck Information

Hull Material: Steel

Engine Information

Engines: 1

Manufacturer: Westerbeke

Model: M50B

Engine Type: Inboard

Fuel Type: Diesel

DETAILED INFORMATION

Hull & Construction

- Robert Dufour design
- Ketch rigged, Pilothouse, Flush deck, High gunnels, Stern Arch
- **STRONG construction!**
- Pilothouse made of Stainless Steel
- Aft cockpit benches also SS as well as all hatches
- Flush deck with non skid surface
- Welded galvanized steel construction
- "School bus" fire retardant 2" insulation
- 3"16" Steel plate
- Displacement hull with skeg hung rudder
- Hull is painted
- Bottom has anti-fouling paint
- Galvanized steel welded bulkheads
- Forward bulkhead is water tight with access hatch inside and on deck
- Huge storage area forward of watertight bulkhead
- Stringers 1/4 x 2 flat bars at every foot and 6' towards the bow and stern welded to the bulkheads and outer shell
- Galvanized steel tube rub rail
- Welded hull to deck joint

Electronics/Navigation Equipment

- Furuno 1870F Chartplotter 2013
- Navtec NX-300 Chartplotter
- Furuno 1621 Radar 2013
- Hawkeye depth sounder
- Ritchie compass
- Standard Horizon VHF with AIS receiver, 2018
- Handheld Standard Horizon VHF ICOM IC-M34
- Furuno FAP7011C Hydraulic Autopilot 2013
- Aires Wind Vane
- Inmarsat Satellite phone with over 650 units

Sails & Rigging

- US spars aluminum main and mizzen masts, mast steps
- Single spreaders

- **All 1/19 SS standing rigging new in 2015**
- **Chainplates welded to deck and lower structure**
- **All sails new in 2015**
- **Voiles Nordest battened Mainsail**
- **Voiles Nordest battened Mizzen**
- **(2) reef tacks**
- **Storm Jib**
- **#1 heavy Jib**
- **Boomed Jib and Storm Tri-sail**
- **150% light mizzen staysail spinnaker**
- **Facnor Roller Furling Unit LS 200 (Oversize) 2017**
- **110% high cut genoa, heavy gauge, cut to keep good visibility under sail, 2017**
- **Shaeffer mainsheet traveller on roof for mainsail and on radar arch for mizzen boom**
- **rigid spinnaker pole**
- **blocks used for the boom vang and mainsheets**
- **(2) Barlow #24 2 speed winches in cockpit**
- **(2) Barlow #16 , 1 speed winch on mizzen mast**
- **(1) Barlow #14, 1 speed on mizzen boom**
- **(2) Barlow #18, 2 speed on main mast**
- **(1) Barlow #16, 1 speed on main boom**
- **(2) Barlow #22, 2 speed on dingy davits**

Deck Equipment

- **SS Radar arch bolted to deck with racks for sliding solar panel, safety raft and propane tanks**
- **Massive Electric windlass with alternate manual operation**
- **Bowsprit and Front pulpit in galvanized steel**
- **Lunenburg original fishing vessel electric and manual windlass**
- **Delta 55# on anchor roller, 230' 3/8" chain**
- **Delta 45# with 50' 3/8" chain and 150' rode**
- **Fob 44# with 130' 3/8" chain**
- **All chain are 2015**
- **6 Welded cleats SS stanchions and double lifelines**
- **Pilothouse has lexan windows**
- **5 opening hatches, each with SS security grates**
- **Mechanical search light mounted on roof**
- **Tiller in cockpit**
- **Cockpit table**
- **Swim ladder**
- **9' Nautica dingy with Honda 9.9 outboard**
- **7' Zodiac with Johnson 2hp outboard**
- **Teak swim platform**

- **Force 10 BBQ grill**
- **Dock lines and fenders**
- **(2) Mustang immersion suits**
- **EPIRB**
- **Liferaft 4 man Survi Maritime DBC**

Accommodations & Layout

- **Offset companionway entry steps**
- **Upon entering the pilothouse level you will find an L shaped settee to port with table that can convert to a double berth**
- **Wrap around windows provide excellent visibility**
- **Opening SS hatches with security grates**
- **Tall 6' 6" headroom**
- **Interior helm with Captain seat is to starboard**
- **Hanging locker beside steps**
- **The "Garage" is behind the steps and has tremendous holding capacity**
- **The entire boat is designed with long term provisioning capacity**
- **Step down to the lower level to find the navigation station with electric panel and refrigeration**
- **Manual head to starboard**
- **Galley to port**
- **Forward cabin has a double to port, single to starboard with fillable cushions**
- **The forward cabin also has overhead pipe berths to accomodate 2**
- **Black leather salon cushions**
- **Green velour forward cushions**
- **Cabinets doors made from ash, trim in maple**

Galley

- **Roomy galley down**
- **Dickenson Pacific oil stove, screwed to floor with firewall**
- **Force 10 2 burner propane stove and oven, gimaballed**
- **Electric shut off**
- **Double SS sink**
- **Pressure water system**
- **top loading 12V air cooled refrigeration and freezer**
- **Deep cabinet storage**
- **Flip down additional counter space, spice rack**
- **Under sole provisioning room**

Mechanical

- 50 hp Westerbeke M50B 2000 mechanical engine - no electronics, 1925 hours
- Four cylinder
- Inline fuel filter and Racor fuel filter and water separator
- Fresh water cooled exhaust
- Rubber adjustable motor mounts
- ZF Hurth transmission
- Teleflex Mechanical throttle controls
- Engine control panel is located at pilothouse helm
- Instrument gauges
- Oil and Temp alarm
- 1" SS shaft
- Dripless shaft seal
- 360 degree engine access
- Bronze strainer
- Ball valve seacocks
- (2) fixed fuel tanks, total 132 gallon capacity
- 132 gallon water capacity in 4 tanks located under cabin sole
- Jabsco ParMax2 electric water pump
- Jabsco manual toilet
- SS holding tank replaced 2015
- SS sink in head
- Jabsco Electric bilge pump with auto float switch
- Rule 2000 bilge pump with auto float switch
- Manual bilge pump
- Extensive inventory of spares for long term voyaging
- Fire extinguishers and safety equipment

Electrical

- DC current system
- AC current system
- (3) 12V deep cycle Group 27 house batteries, new 2019
- (1) 12V deep cycle Group 27 start battery, new 2019
- Battery selector switch
- 12V Panel
- 120V Distribution panel
- 55 amp alternator
- (1) BP Solar 12V 75 watt Solaris panel and controller
- (1) Trina solar 240 watts 24V with MT50 panel and Epever controller
- AirX 400 watts 15 amp wind generator post mounted
- 30 amp service

- **30 amp cable**

Disclaimer

The Company offers the details of this vessel in good faith but cannot guarantee or warrant the accuracy of this information nor warrant the condition of the vessel. A buyer should instruct his agents, or his surveyors, to investigate such details as the buyer desires validated. This vessel is offered subject to prior sale, price change, or withdrawal without notice.

Exclusions


Owner's personal belongings.

Disclaimer

The Company offers the details of this vessel or yacht in good faith but cannot guarantee or warrant the accuracy of this information nor warrant the condition of the vessel. A buyer should instruct his representatives, agents, or his surveyors, to investigate such details as the buyer desires validated. This vessel or yacht is offered subject to prior sale, price change, or withdrawal without notice.


PHOTOS
























CONTACTS

Andrey Shestakov, leading yacht broker of the sales department of Shestakov Yacht Sales Inc. Shestakov Yacht Sales Inc., the official representative of the Miami/Fort Lauderdale FL headquarters.

Contact details

Email: andrey@shestakovyachtsales.com

Web: shestakovyachtsales.com/en/

Telephones

USA: +1(954)274-4435

Office hours

Monday – Saturday: **9:00 - 21:00** EDT

Sunday: **closed**

Address



Harbour Towne Marina, 850 NE 3rd St,
STE 213, Dania, FL 33004